

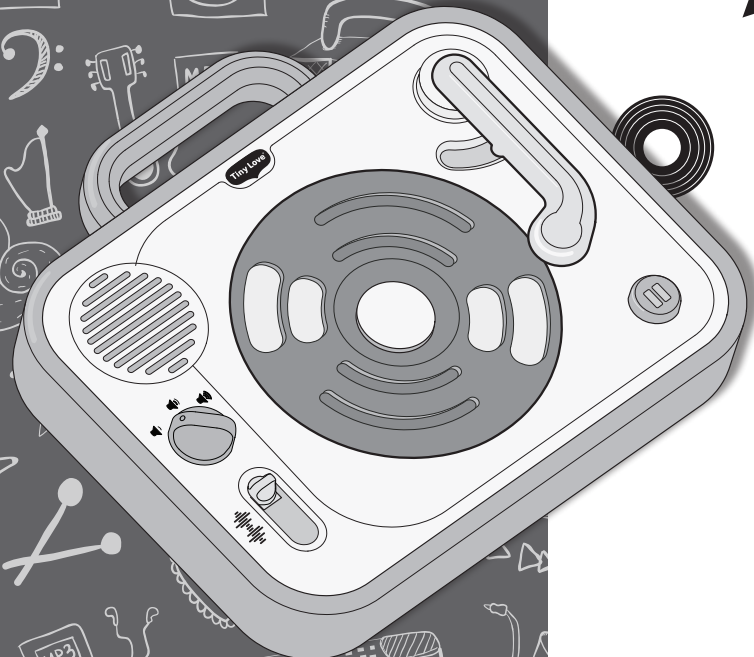
Tiny Love®

Tiny Rockers

DJ Station

T0139 User Guide

12M+



For more developmental information and playing tips please visit:

www.tinylove.com



READ ALL INSTRUCTIONS BEFORE USE. KEEP THESE INSTRUCTIONS FOR FUTURE USE AS THEY CONTAIN IMPORTANT INFORMATION.

Adult assembly required.

Philips screwdriver required (not included).

Uses 3 AA (1.5V) batteries (not included).

CAUTION

Do not modify or alter this product in any way.
Do not leave your children unattended for any time.

Important Battery Information:

Keep these instructions as they contain important information. We recommend alkaline batteries for longer battery life.

CAUTION: TO AVOID BATTERY LEAKAGE:

- Always follow the instructions carefully. Use only specified batteries. Make sure to insert batteries with the correct polarity.
- Remove exhausted batteries from the product.
- Do not short-circuit the supply terminals.
- Remove batteries when stored for long periods of non-use.
- Do not mix old and new batteries.
- Do not mix alkaline, standard (carbon-zinc), or rechargeable batteries.
- **RECHARGEABLE BATTERIES:** Rechargeable batteries are to be removed from the product before being charged. Rechargeable batteries are only to be charged under adult supervision. Do not recharge non-rechargeable batteries.



Recycle or dispose of batteries safely according to federal, state, and local laws.

FCC Statement

This device complies with Part 15 of the FCC Rules. Operation is subject to the following two conditions:

1. This device may not cause harmful interference, and
2. This device must accept any interference received, including interference that may cause undesired operation.

RADIO AND TELEVISION INTERFERENCE

This equipment has been tested and found to comply with the limits for a Class B digital device, pursuant to Part 15 of the FCC rules. These limits are designed to provide reasonable protection against harmful interference in a residential installation. This equipment generates, uses and can radiate radio frequency energy and, if not installed and used in accordance with the instructions, may cause harmful interference to radio communications. However, there is no guarantee that interference will not occur in a particular installation. If this equipment does cause harmful interference to radio or television reception, which can be determined by turning the equipment off and on, the user is encouraged to try to correct the interference by one or more of the following measures:

- Reorient or relocate the receiving antenna.
- Increase the separation between the equipment and the receiver.
- Connect the equipment into an outlet on a circuit different from that to which the receiver is connected.
- Consult the dealer or an experienced radio/TV technician for help.

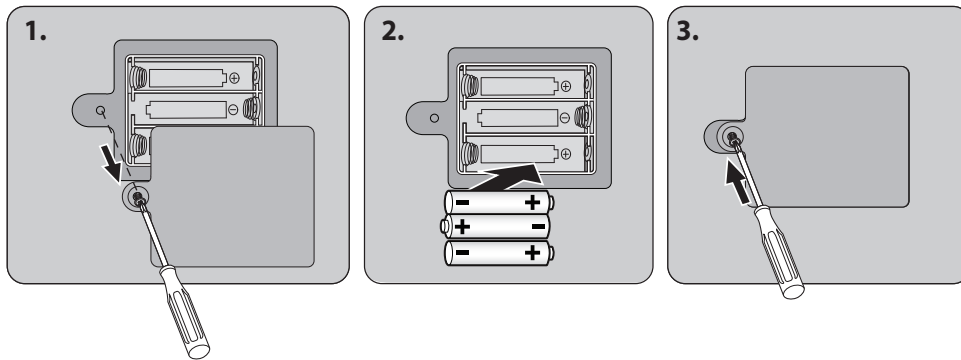
Note: Changes or modifications not expressly approved by the manufacturer responsible for compliance could void the user's authority to operate the equipment.

©2023 Tiny Love LTD. www.tinylove.com

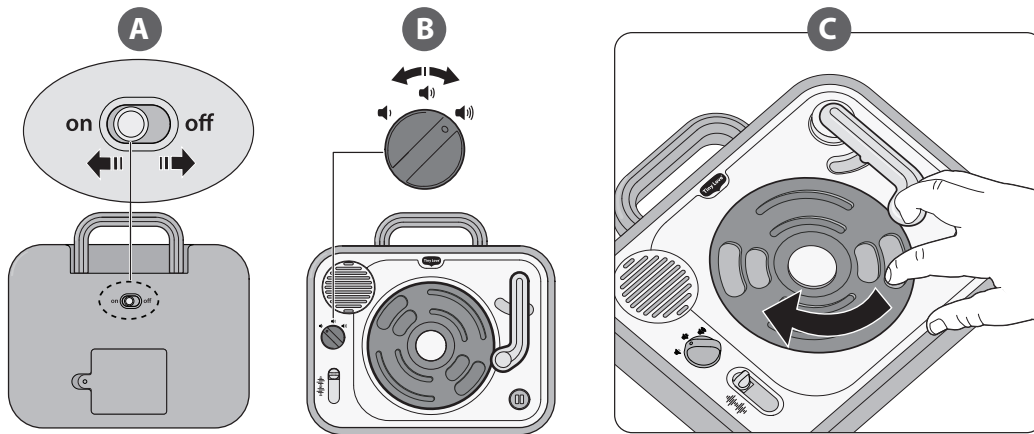
©2023 Dorel Juvenile Group, Inc. (888) 846-9568 www.djgusa.com. Styles, colors, and labeling may vary. Les styles, les couleurs et l'étiquetage peuvent varier. Los estilos, colores y etiquetado pueden variar. Made in China. Fabriqué en Chine. Hecho en China. Distributed by (distribué par) (distribuido por): Distributed by (distribuido por) Dorel Juvenile Group, Inc., 2525 State St., Columbus, IN 47201-7494. Dorel Juvenile Canada, 2233 Argenta Road, Suite 110, Mississauga, ON L5N 2X7. Representante exclusivo en Chile: DOREL JUVENILE CHILE S.A. Av. del Parque 4161, oficina 602 A, Huechuraba, Santiago, Chile - Fono: 56 2 24971500 - www.infanti.cl - www.dorel.cl. Importado y distribuido en Perú por: COMEXA COMERCIALIZADORA EXTRANJERA S.A. SUCURSAL DEL PERÚ - Los Libertadores 455, San Isidro, Lima 27, Lima, Perú RUC 20431062870 - Fono: 4413029 - www.infanti.com.pe. En Centro América, Caribe y Ecuador por: Best Brands Group S.A. - Av. Balboa, Bay Mall Plaza, Planta Baja, local 9, Panamá. - Fono: (507) 300 2884. En Colombia por: Baby Universe S.A.S. - Vía 40 No. 77-29, Barranquilla, Colombia - Fono: (575) 353 1110 Importador: DJGM, S.A. DE C.V. Gabriel Mancera No. 1041 Col. Del Valle, Benito Juárez C.P. 03100 México, Ciudad de México R.F.C. DJG140305GN9 Tel. (55) 671992020 09/23 4358-8477

DOREL


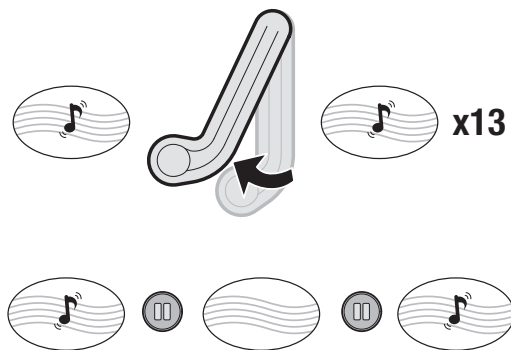
1



2



3



Record arm

Move record arm for a song to play.

Pause

Press to pause and restart songs.

Pitch slider

Slide to change sound pitch (3 settings).

Volume

Turn to adjust volume (3 settings).

?

Why is there no sound?

Follow Steps 2, A, B and C. If there is still no sound, replace batteries.



Tiny Love®

