




bestchoiceproducts



INSTRUCTION MANUAL

Thermo-Electric Dehumidifier



bestchoiceproducts

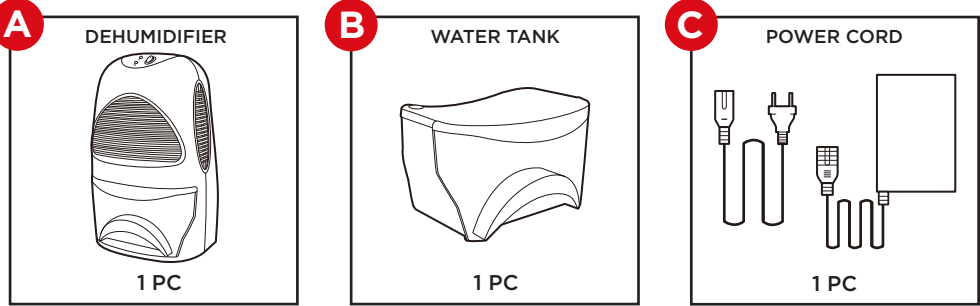
Thank you for choosing us! Since 2002, Best Choice Products has been bringing customers high-quality products at the absolute lowest price. With everything ranging from instruments and toys to furniture and outdoor, we've got your everyday living essentials covered. We're centered around a customer-first philosophy - with free shipping, exceptional customer service, and a catalog sourced with you in mind.

! NOTICE

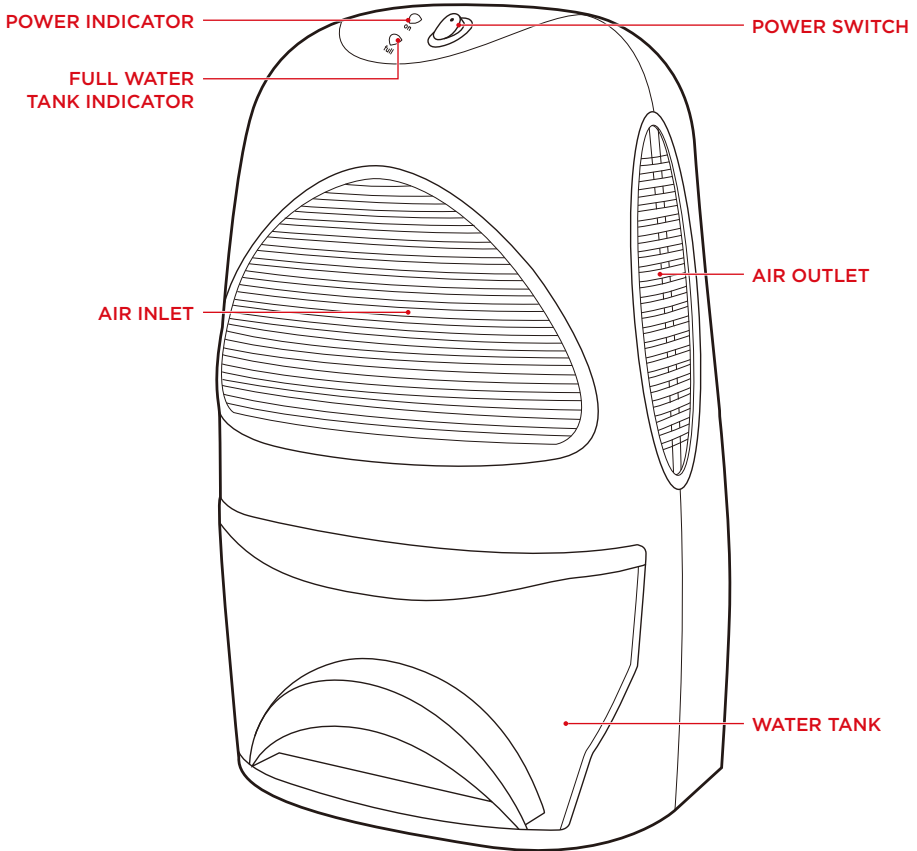
Please retain these instructions for future reference.

- This device is only intended for use in the removal of excess moisture from small rooms, such as studies, walk-in closets, and bathrooms.
- Turn off the device once humidity is at a comfortable level.
- Keep device away from reach of children.
- Do not disassemble this device or attempt to service it.
- Always keep unit in an upright position.
- Always turn device off when not in use.
- Avoid using in an excessively wet area.
- Make sure that inlet and outlet grills are unobstructed.
- Use both hands when handling the unit.
- If any parts are missing, broken, damaged, or worn, stop using this item until repairs are made and/or factory replacement parts are installed.
- Do not use this item in a way inconsistent with the manufacturer's instructions as this could void the product warranty.

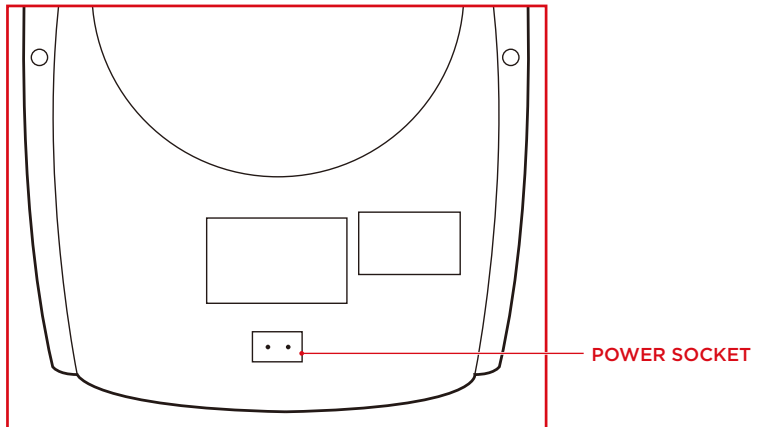
PARTS



CONTROL DIAGRAM



BACK



OPERATING INSTRUCTIONS

1. Place dehumidifier in designated area. Make sure the part B water tank is completely inserted into the unit.
2. Insert one end of the part C power cord into the unit and plug the other end into a wall outlet.
3. Press the on/off switch to turn the unit on.
4. To turn off the unit, press the on/off switch and unplug the power cord.

EMPTYING WATER TANK

1. The dehumidifier will automatically stop when the water tank is full. The full water tank indicator light will turn on.
2. Press the on/off switch to turn off the unit.
3. Remove the water tank and empty the collected water into a sink or toilet.
4. Insert the water tank back into the device.

CLEANING

- Turn the dehumidifier off and unplug the power cord.
- Use a soft cloth to clean the surface of the unit.
- If needed, use a soft-bristled brush to remove dust.

TECHNICAL SPECIFICATIONS

| | |
|----------------------------|-----------------------|
| RATE | Approx. 20 ounces/day |
| WATER TANK CAPACITY | 2 Liters |
| POWER | 72 Watts |
| ADAPTOR | 13V DC 4.6 Amp |
| MAX ROOM SIZE | 2200 cubic feet |

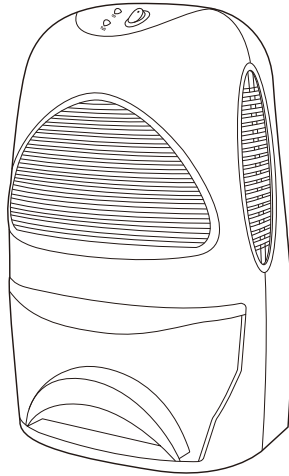


bestchoiceproducts

Check out more great products:
bestchoiceproducts.com

ASSEMBLY IS COMPLETE!

bcp



PRODUCT WARRANTY INFORMATION

All items can be returned for any reason within 60 days of the receipt and will receive a full refund as long as the item is returned in its original product packaging and all accessories from its original shipment are included. All returned items will receive a full refund back to the original payment method. All returned items will not be charged a re-stocking fee.

All returned items require an RA (Return Authorization) number, which can only be provided by a Best Choice Products Customer Service Representative when the return request is submitted. Items received without an RA may not be accepted or may increase your return processing time. Once an item has been received by Best Choice Products, refunds or replacements will be processed within 5 business days.

All returns must be shipped back to the Best Choice Products Return Center at the customer's expense. If the reason for return is a result of an error by Best Choice Products then Best Choice Products will provide a pre-paid shipping label via email. Boxes for return shipping will not be provided by Best Choice Products, and is the customer's responsibility to either use the original shipping boxes or purchase new boxes.

Pictures may be required for some returns to ensure an item is not damaged prior to its return. Items returned are not considered undamaged until they are received by Best Choice Products and verified as such. All damages to items are the customer's responsibility until the item has been received by and acknowledge by Best Choice Products as undamaged.

CONTACT US; WE'RE HERE 7 DAYS A WEEK TO HELP YOU!



[bestchoiceproducts.com](https://www.bestchoiceproducts.com)



customerservice@bestchoiceproducts.com



844.948.8400



[LEARN MORE!](#)

WARNING

Manufacturer and seller expressly disclaim any and all liability for personal injury, property damage or loss, whether direct, indirect, or incidental, resulting from the incorrect attachment, improper use, inadequate maintenance, or neglect of this product.