

DARE TO BE BOLD



HAWTHORNE™

GLAZED CERAMIC WALL

MARAZZI 
DARE TO BE BOLD™



HAWTHORNE™



Sophisticated and versatile, HAWTHORNE™ is a sleek wall tile designed to enlighten spaces. A flat, velvety structure is ideal for traditional designs, or rich beveled edges in large-format sizes add drama for modern appeal. Monochromatic shades of white, taupe and gray coordinate graciously with a variety of stylish design trends.

SCHOLARLY GRAY & REFINED WHITE



ENGLISH TAUPE




SCHOLARLY GRAY & REFINED WHITE



HAWTHORNE™

GLAZED CERAMIC WALL

WALL TILE - BEVEL




HT15 Refined White 8 x 24



HT16 English Taupe 8 x 24



HT17 Scholarly Gray 8 x 24




HT15 Refined White 10 x 14



HT16 English Taupe 10 x 14



HT17 Scholarly Gray 10 x 14



HT15 Refined White 4 x 12




HT16 English Taupe 4 x 12



HT17 Scholarly Gray 4 x 12

WALL TILE- FLAT




HT15 Refined White 8 x 24



HT16 English Taupe 8 x 24




HT17 Scholarly Gray 8 x 24




HT15 Refined White 10 x 14



HT16 English Taupe 10 x 14



HT17 Scholarly Gray 10 x 14



HT15 Refined White 4 x 12



HT16 English Taupe 4 x 12



HT17 Scholarly Gray 4 x 12







USAGE

Floors	Walls	Countertops
	W	

HAWTHORNE™

GLAZED CERAMIC WALL

SIZES

			Thickness	Sq. Ft./ Carton	Pieces/ Carton
	8 x 24 Flat Wall Tile	(8" x 24") (20.34 cm x 61.03 cm)	3/8"	13.3	10
	8 x 24 Bevel Wall Tile	(8" x 24") (20.34 cm x 61.03 cm)	3/8"	13.3	10
	10 x 14 Flat Wall Tile	(9-13/16" x 13-15/16") (24.99 cm x 35.40 cm)	5/16"	14.25	15
	10 x 14 Bevel Wall Tile	(9-13/16" x 13-15/16") (24.99 cm x 35.40 cm)	3/8"	12.38	13
	4 x 12 Flat Wall Tile	(4-1/4" x 12-7/8") (10.91 cm x 32.77 cm)	5/16"	10.64	28
	4 x 12 Bevel Wall Tile	(4-1/4" x 12-7/8") (10.91 cm x 32.77 cm)	3/8"	7.98	21

APPLICATIONS

	Target DCOF wet	Suitable
Dry & Level - Interior Floor	N/A	
Wet & Level - Interior Floor	≥ 0.42	
Shower Floors (Residential or Light Commercial)	≥ 0.42	
Exterior Floor Applications (including pool decking & other wet areas with minimal footwear)	≥ 0.60	
Ramps & Inclines	≥ 0.65	
Walls/Backsplashes	N/A	■
Countertops	N/A	
Pool Linings	N/A	

A DCOF value of ≥ 0.42 is the standard for tiles specified for level interior spaces expected to be walked upon when wet, as stated in ANSI A137.1-2012, Section 9.6. For more information about DCOF and the DCOF AcuTest™, visit marazzitile.com/DCOF.

APPLICATION NOTES:

Suitable for exterior applications in non-freezing climates, when proper installation methods are followed.

TRIM

Description	Number	Size	Shape
Jolly	S-1/212J	1/2 x 12	

INSTALLATION

Grout Joint Recommendation	Shade Variation
<p>8 x 24: 1/16" (1/8" when rectangular size is installed in a staggered brick-joint pattern; overlap should not exceed 33%)</p> <p>10 x 14: 1/16"</p> <p>4 x 12: 1/16" (when rectangular size is installed in a staggered brick-joint pattern; overlap should not exceed 33%)</p>	<p>V1 Low Variation</p>

PERFORMANCE CHARACTERISTICS

	ASTM#	Wall Result
Water Absorption	C373	< 20%
Breaking Strength	C648	120-230 lbs
Scratch Hardness	MOHS	4.0 - 6.0
Chemical Resistance	C650	Resistant
Abrasion Resistance	C1027	N/A

For additional information on test results, visit us at: marazzitile.com/information/TestResults.

NOTES

Since there are variations in all fired ceramic and natural products, tile and trim supplied for your particular installation may not match samples. Final confirmations should be made from actual tiles and trim prior to installation. Manufactured in accordance with ANSI A137.1 standards.

For additional information refer to "Factors to Consider" at: marazzitile.com/Factors

Special consideration needs to be given when installing tiles greater than 15 inches. Please refer to marazzitile.com/LargeTiles for more information.

Special care should be taken when grouting with dark pigmented colors. A grout release is recommended to prevent finely powdered pigments from lodging in the pores of the surface. Use of a latex modified thin-set is recommended for installation.



Wall Tile



Pre-Consumer
Recycled Content



Post-Consumer
Recycled Content



All or select items within this series meet the requirements for these qualifications. For more information visit marazzitile.com.



7834 C.F. Hawn Freeway
Dallas, Texas 75217

www.marazzitile.com
contact@marazzitile.com

©2018 Marazzi | 01.18 | MZBRO116 Hawthorne™ Brochure

COVER FEATURES HAWTHORNE™ IN ENGLISH TAUPE BEVEL

Color and other aesthetic features shown are as close as the limitation of the printing process will allow. We have tried to make this brochure as comprehensive and factual as possible. We reserve the right, however, to make changes at any time, without notice, in colors, materials, packaging, specifications and availability. Since some information may have been updated since time of printing, please check with Marazzi Customer Service for details.