

Revolve

COLORS



White VTL RVWH



Taupe VTL RVTP




Light Gray VTL RVLG



Tan VTL RVTN



Sand VTL RVSA



Medium Gray VTL RVMG



Yellow VTL RVYE




Light Blue VTL RVLB




Orange VTL RVOR



Green VTL RVGE




Red VTL RVRE




Rust VTL RVRT




Dark Blue VTL RVDB



Dark Gray VTL RVDG



Brown VTL RVBR



Black VTL RVBL

FIELD

24" x 24" x 5/16" Rectified
 12" x 24" x 5/16" Rectified
 6" x 24" x 5/16" Rectified
 2" x 2" x 1/4" Ceramic Mosaic*

*Available in Black, Brown, Dark Gray, Light Gray, Medium Gray, Rust, Sand, Tan, Taupe and White

TRIM

3" x 12" Bullnose
 6" x 12" Ceramic Cove Base
 6" x 1" Ceramic Cove Base Corner

FINISH

Matte

TECHNICAL INFORMATION

| | | |
|---------------------------------|------------|-------------|
| Dynamic Coefficient of Friction | DCOF >0.42 | ANSI A137.1 |
| Deep Abrasion Resistance | N/A | N/A |
| Moisture Absorption | ≤0.5% | ASTM C373 |
| Breaking Strength | >275 lbs | ASTM C648 |
| Frost Resistance | N/A | N/A |
| Stain Resistance | N/A | N/A |
| Chemical Resistance | Resistant | ASTM C650 |
| Shade Variation Code | v2 | |
| Wear Code | 4 | |