

hero





hero

- INSPIRED BY NATURAL SLATE STONE
- FINE-GRAINED, FOLIATED SURFACE OF METAMORPHIC ROCK
- DEEP COLORS WITH APPEALING CLEAVED TEXTURE
- A MODERN TAKE ON A CLASSIC LOOK





A FORCE OF NATURE

Inspired by natural slate stone, the Hero collection represents a modern take on a classic look. Its beautiful, foliated texture and deep hues offer a subtle strength and elegance to any environment. It conveys all the character of the reference material in six colors, three sizes of field tile and a new, linear brick mosaic.

hero

Colors



SNOW

CORD

SILVER

LEAD

NIGHT

COAL

Shade variation



SNOW



CORD



SILVER


COLORED BODY PORCELAIN TILE



LEAD



NIGHT



COAL

hero



hero

Hero Silver 11³/₄"x23⁵/₈" - 30x60cm
Hero Silver 2³/₄"x11³/₄" - 7x30cm

hero

hero
Hero Silver 11³/₄"x23⁵/₈" - 30x60cm
Hero Silver 2³/₄"x11³/₄" - 7x30cm
Hero Silver Mosaic 11³/₄"x11³/₄" - 30x30 cm



hero



hero

Hero Cord 23⁵/₈" x 47¹/₄" - 60x120cm

Hero Snow 23³/₄" x 11³/₄" - 7x30cm

kitchen island, countertop and sink: **atlasPLAN** Calacatta Borghini



hero

Hero Cord 23⁵/₈" x 47¹/₄" - 60x120cm

Hero Snow 23³/₄" x 11³/₄" - 7x30cm

Hero Cord Bullnose 3" x 24" - 7.2x60cm

kitchen island, countertop and sink: **atlasPLAN** Calacatta Borghini

hero

hero

Hero Cord 23⁵/₈" x 47¹/₄" - 60x120cm

Hero Snow 23³/₄" x 11³/₄" - 7x30cm

Hero Cord Bullnose 3" x 24" - 7.2x60cm

countertop: **atlasPLAN** Calacatta Borghini



hero

Hero Cord 23⁵/₈" x 47¹/₄" - 60x120cm

Hero Cord Bullnose 3" x 24" - 7.2x60cm

kitchen island: **atlasPLAN** Calacatta Borghini

hero



hero

Hero Silver 23⁵/₈"x47¹/₄" - 60x120cm
Hero Silver 11³/₄"x23⁵/₈" - 30x60cm

hero



hero

Hero Silver 23⁵/₈" x 47¹/₄" - 60x120cm

Hero Silver 11³/₄" x 23⁵/₈" - 30x60cm

Hero Lead Linear Mosaic 11³/₄" x 11³/₄" - 30x30cm



hero

Hero Night 11³/₄" x 23⁵/₈" - 30x60cm
Hero Silver 23³/₄" x 11³/₄" - 7x30cm
Hero Night Cove Base 6" x 12" - 15x30cm

hero



hero
Hero Night 11³/₄"x23⁵/₈" - 30x60cm
Hero Silver 2³/₄"x11³/₄" - 7x30cm
Hero Night Cove Base 6" x12" - 15x30cm

hero
Hero Lead 11³/₄"x23⁵/₈" - 30x60cm



hero



hero

Hero Snow 23⁵/₈"x47¹/₄" - 60x120cm
Hero Night Linear Mosaic 11³/₄"x11³/₄" - 30x30cm
Hero Snow Bullnose 3"x24" - 7.2x60cm

island and countertop: **atlasPLAN** Statuario Supremo

hero

hero
Hero Snow 23⁵/₈"x47¹/₄" - 60x120cm
island: **atlasPLAN** Statuario Supremo



hero
Hero Night Linear Mosaic 11³/₄"x11³/₄" - 30x30cm
countertop: **atlasPLAN** Statuario Supremo

STONE LOOK HERO

COLORED BODY PORCELAIN TILE

hero

hero

Hero Coal 11³/₄"x23⁵/₈" - 30x60cm



hero

Hero Coal 11³/₄"x23⁵/₈" - 30x60cm

Hero Coal 2³/₄"x11³/₄" - 7x30cm

Hero Coal Mosaic 11³/₄"x11³/₄" - 30x30 cm



Compliant with standards ANSI A137.1-2012

SIZE

11³/₄" x 23⁵/₈" - 30 x 60 cm
 23⁵/₈" x 47¹/₄" - 60 x 120 cm
 2³/₄" x 11³/₄" - 7 x 30 cm

THICKNESS

9 mm

FINISH

MATTE



HERO SNOW
 11³/₄" x 23⁵/₈" - 30x60 cm
 610010005266



HERO CORD
 11³/₄" x 23⁵/₈" - 30x60 cm
 610010005267




HERO SILVER
 11³/₄" x 23⁵/₈" - 30x60 cm
 610010005268



HERO LEAD
 11³/₄" x 23⁵/₈" - 30x60 cm
 610010005269



HERO NIGHT
 11³/₄" x 23⁵/₈" - 30x60 cm
 610010005270



HERO COAL
 11³/₄" x 23⁵/₈" - 30x60 cm
 610010005271



HERO SNOW
 2³/₄" x 11³/₄" - 7x30 cm
 610010005305



HERO CORD
 2³/₄" x 11³/₄" - 7x30 cm
 610010005306



HERO SILVER
 2³/₄" x 11³/₄" - 7x30 cm
 610010005307



HERO LEAD
 2³/₄" x 11³/₄" - 7x30 cm
 610010005308



HERO NIGHT
 2³/₄" x 11³/₄" - 7x30 cm
 610010005309



HERO COAL
 2³/₄" x 11³/₄" - 7x30 cm
 610010005310



HERO SNOW
 23⁵/₈" x 47¹/₄" - 60x120 cm
 610010005290




HERO CORD
 23⁵/₈" x 47¹/₄" - 60x120 cm
 610010005291




HERO SILVER
 23⁵/₈" x 47¹/₄" - 60x120 cm
 610010005292



HERO LEAD
 23⁵/₈" x 47¹/₄" - 60x120 cm
 610010005293



HERO NIGHT
 23⁵/₈" x 47¹/₄" - 60x120 cm
 610010005294



HERO COAL
 23⁵/₈" x 47¹/₄" - 60x120 cm
 610010005295



MOSAICS & DECORS




HERO SNOW MOSAIC
11³/₄"x11³/₄" - 30x30 cm
(Mosaic 2"x2")
610110000997




HERO CORD MOSAIC
11³/₄"x11³/₄" - 30x30 cm
(Mosaic 2"x2")
610110000998




HERO SILVER MOSAIC
11³/₄"x11³/₄" - 30x30 cm
(Mosaic 2"x2")
610110000999



HERO LEAD MOSAIC
11³/₄"x11³/₄" - 30x30 cm
(Mosaic 2"x2")
610110001000

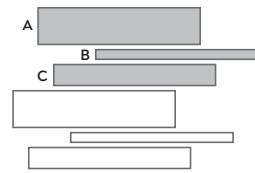


HERO NIGHT MOSAIC
11³/₄"x11³/₄" - 30x30 cm
(Mosaic 2"x2")
610110001001




HERO COAL MOSAIC
11³/₄"x11³/₄" - 30x30 cm
(Mosaic 2"x2")
610110001002

MOOD




A → 2.8" x 11.8" - 4,7x59,5 cm
B → 1" x 11.8" - 2,5x59,5 cm
C → 1.9" x 11.8" - 7,1x59,5 cm



HERO SNOW LINEAR MOSAIC
11³/₄"x11³/₄" - 30x30 cm
610110001003




HERO CORD LINEAR MOSAIC
11³/₄"x11³/₄" - 30x30 cm
610110001004




HERO SILVER LINEAR MOSAIC
11³/₄"x11³/₄" - 30x30 cm
610110001005



HERO LEAD LINEAR MOSAIC
11³/₄"x11³/₄" - 30x30 cm
610110001006



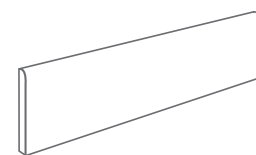
HERO NIGHT LINEAR MOSAIC
11³/₄"x11³/₄" - 30x30 cm
610110001007



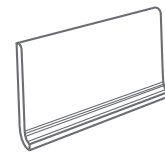
HERO COAL LINEAR MOSAIC
11³/₄"x11³/₄" - 30x30 cm
610110001008

COORDINATING TRIMS

	Bullnose	Cove base
HERO SNOW	610130006193	600130000632
HERO CORD	610130006194	600130000633
HERO SILVER	610130006195	600130000634
HERO LEAD	610130006196	600130000635
HERO NIGHT	610130006197	600130000636
HERO COAL	610130006198	600130000637



Bullnose
3" x 24" - 7.2x60 cm



Cove base
6" x 12" - 15x30 cm - ∇ 8.5mm



hero

Hero Silver 23⁵/₈"x47¹/₄" - 60x120cm



Compliant with standards ANSI A137.1-2012



SIZE

11 3/4" x 23 5/8" - 30 x 60 cm
 23 5/8" x 47 1/4" - 60 x 120 cm
 2 3/4" x 11 3/4" - 7 x 30 cm

THICKNESS

9 mm



V2 SLIGHT VARIATION

Clearly distinguishable differences in texture and/or pattern within similar colors.

FINISH

MATTE

FIELD TILES

Available in all colors

Commercial size (in)	Nominal size (in)	Thickness (mm)	Finish	Rectified edge
12" x 24"	11 3/4" x 23 5/8"	9 mm	Matte	-
24" x 48"	23 5/8" x 47 1/4"	9 mm	Matte	Yes
3" x 12"	2 3/4" x 11 3/4"	9 mm	Matte	-

MOSAICS

AND COORDINATING TRIMS

Available in all colors

Commercial size (in)	Nominal size (in)	Thickness (mm)	Finish
Mosaic 2" x 2"	11 3/4" x 11 3/4"	9 mm	Matte
Linear Mosaic	11 3/4" x 11 3/4"	9 mm	Matte
Bullnose 3" x 24"	2 7/8" x 23 5/8"	9 mm	Matte
Cove Base 6" x 12"	5 7/8" x 11 3/4"	8.5 mm (*)	Matte

Please refer to caliber chart for work sizes. Close joints are not recommended. (*): Cove Base thickness is 7 mm on flat top part.

PERFORMANCE & FEATURES

REGULARITY CHARACTERISTICS

	PROPERTY	ASTM TEST METHOD	PORCELAIN TILE SPECIFICATION				
			Calibrated		Rectified		
			Minimum	Maximum	Minimum	Maximum	
	Nominal Size	ASTM C499	-3.00%	3.00%	-3.00%	2.00%	Compliant
	Caliber Range (Variation from average facial dimension of sample)		-0.50% or -0.08 in (-2.0 mm) (*)	0.50% or 0.08 in (2.0 mm) (*)	-0.25% or -0.03 in (-0.8 mm) (*)	0.25% or 0.03 in (0.8 mm) (*)	Compliant
	Thickness ⁽¹⁾		N/A	Range: 0.40 in (1.02 mm)	N/A	Range: 0.40 in (1.02 mm)	Compliant
	Wedging	ASTM C502	-0.50% or -0.08 in (-2.0 mm) (*)	0.50% or 0.08 in (2.0 mm) (*)	-0.25% or -0.03 in (-0.8 mm) (*)	0.25% or 0.03 in (0.8 mm) (*)	Compliant
	Warpage Edge	ASTM C485	-0.75% or -0.09 in (-2.3 mm) (*)	0.75% or 0.09 in (2.3 mm) (*)	-0.40% or -0.05 in (-1.3 mm) ⁽²⁾ or -1.8 mm ⁽³⁾ (*)	0.40% or 0.05 in (1.3 mm) ⁽²⁾ or 1.8 mm ⁽³⁾ (*)	Compliant
	Warpage Diagonal		-0.50% or -0.08 in (-2.0 mm) (*)	0.50% or 0.08 in (2.0 mm) (*)	-0.40% or -0.07 in (-1.8 mm) (*)	0.40% or 0.07 in (1.8 mm) (*)	Compliant

STRUCTURAL CHARACTERISTICS

	PROPERTY	ASTM TEST METHOD	ALL PORCELAIN TILES	
	Water Absorption	ASTM C373	≤ 0.5%	≤ 0.5%

BULK MECHANICAL CHARACTERISTICS

	Breaking Strength	ASTM C648	Average ≥ 250 lbf. (1.11 kN) Individual ≥ 225 lbf. (1.00 kN)	≥ 350 lbf. avg
--	-------------------	-----------	---	----------------

PHYSICAL PROPERTIES

	Bond Strength	ASTM C482	≥ 50 psi (0.34 Mpa)	≥ 100 psi
--	---------------	-----------	---------------------	-----------

THERMAL AND IGROMETRIC CHARACTERISTICS

	Resistance to Freeze/Thaw Cycling	ASTM C1026	As Reported	Resistant
--	-----------------------------------	------------	-------------	-----------

CHEMICAL CHARACTERISTICS

	Chemical Resistance	ASTM C650	As Reported	Unaffected
--	---------------------	-----------	-------------	------------

	Stain Resistance	ASTM C1378	As Reported	Unaffected
--	------------------	------------	-------------	------------

SAFETY CHARACTERISTICS

	Dynamic coefficient of friction	DCOF	Requires a minimum value of 0.42 for commercial areas that are likely to be wet	> 0.42 Wet
--	---------------------------------	------	---	------------

(*) Whichever is less
 (1) May not apply to textured surfaces or tiles with uneven back patterns.
 (2) Whichever is less, for tiles up to 24"x24" (610 mm x 610 mm).
 (3) Applies to tiles larger than 24"x24" (610 mm x 610 mm).

For more details please see the catalogue or visit atlasconcordeusa.com
 The Health Product Declaration® logo is a registered trademark of HPD Collaborative.

Scan to learn more

