


LOTTIE LADDER SHELF

ASSEMBLY INSTRUCTIONS

FIRSTIME & CO.[®]
— AMERICAN DESIGNED —

PARTS

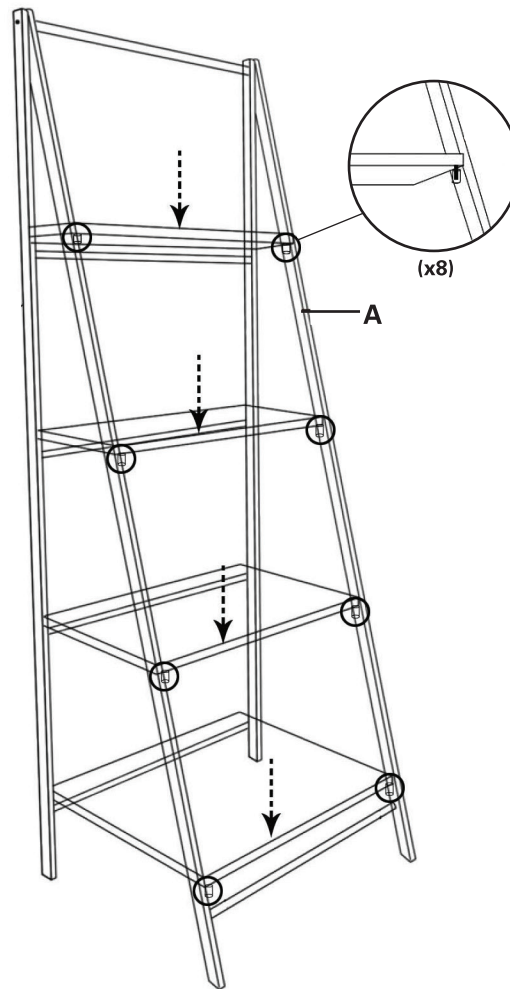
A



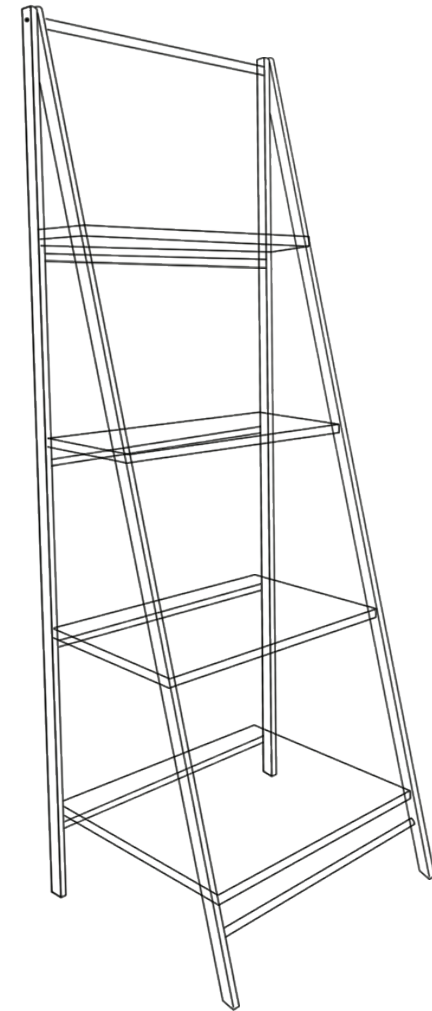
1 PC

STEP 1

Unfold shelves and place peg into place to secure.



FULLY ASSEMBLED



WARNING:

Serious or fatal crushing injuries can occur from furniture tip-over.

To help prevent tip-over: • Affix product to the wall with included anti-tip kit.

• Place heaviest items in the lowest shelves. • Never allow children to climb or hang on shelves.

NOTE: FOR DECORATIVE USE ONLY. NOT FOR FUNCTIONAL USE.