



PRODUCT CATALOG

PLUMBING | HEATING | BALANCING | PROPANE | COMMERCIAL | INDUSTRIAL | RESIDENTIAL





PRODUCT CATALOG

7243 MILLER DRIVE
WARREN, MI 48092

586.268.1220
CSR@JOMAR.COM

JOMARVALVE.COM



LINKEDIN.COM/COMPANY/
JOMARVALVE



@JOMAR_VALVE



YOUTUBE.COM/
@JOMARVALVE



INNOVATIVE VALVE SOLUTIONS SINCE 1966

Founded by former Navy Commander Joseph Martin in 1966, and headquartered in Warren, MI, Jomar Valve is a recognized leader in the valve industry, offering innovative solutions for plumbing, HVAC, natural gas, industrial, and actuation applications. Our products carry the most certifications of any valve on the market, and we are committed to continuous growth and improvement.

At Jomar, we are proud to say our company culture is built around our customers' needs. Our dedicated team of professionals, with decades of industry experience, hold a wealth of knowledge and provide customized care and technical solutions every day.

Our production capabilities and strategically placed stocking warehouses across North America enable us to provide industry-leading lead times, fill rates, and local delivery for thousands of SKUs.

Investments in technology, software, and resources - including an e-commerce portal, and hundreds of downloadable BIM and CAD files for our engineering specifications community - make partnering with Jomar convenient.

Today, Jomar Valve is under the ownership of Fratelli Pettinaroli, a third-generation, family-operated ISO 9001 Italian manufacturer with a global presence spanning across more than 60 countries.


United by a shared passion to develop dynamic, high-quality valve solutions to meet the demands of any project, and an unwavering commitment to innovation and excellence, Pettinaroli and Jomar Valve continue to blaze forward together, redefining and elevating the standards of quality products and superior customer care.



JOMAR VALVE HEADQUARTERS, WARREN, MI



PETTINAROLI HEADQUARTERS, NORTHERN ITALY



VISIT OUR WEBSITE
TO LEARN MORE





SCAN CODE ON PRODUCT PAGES TO VIEW SPECIFICATIONS

9 BALL VALVES

LEAD FREE BRONZE BALL VALVES

T-200CSSG 10
 S-200CSSG 10
 T-200CSSG-LH 10
 S-200CSSG-LH 11
 T-200CSSG-IH 11
 S-200CSSG-IH 11
 T-200CSSG-EH 12
 S-200CSSG-EH 12

LEAD FREE BRASS BALL VALVES

T-100CG 13
 S-100CG 13
 T-100CG-LH 13
 S-100CG-LH 14
 T-100CG-IH 14
 S-100CG-IH 14
 T-100CSSG 15
 S-100CSSG 15
 T-100CSSG-LH 15
 S-100CSSG-LH 16
 T-100CSSG-IH 16
 S-100CSSG-IH 16
 JP-100G 17
 JP-100G-LH 18
 JP-100G-IH 18
 JP-100G XLC 18
 JP-100SSG 19
 JP-100SSG-LH 19
 JP-100SSG-IH 19
 JP-100SSG XLC 20
 T-100UEG 20
 T-100HCG 20
 JP-100HCG 21
 T-100FBG 21
 TWV-3W-KIT-G 21
 TWV-3W-KIT-G-1 22
 TWV-3W-KIT-G with SharkBite™ 22
 TWV-3W-KIT-G without RV PORT 22
 TWV-3W-KIT-G Compact 23
 JF-100TG 23
 JF-100SG 23
 JF-100TG-LH 24
 JF-100SG-LH 24
 JP-150G 24
 JP-150G XLC 25
 JP-150G Press x FIP 25
 JP-150G Press x MIP 25
 T-150G 26
 S-150G 26
 T-110G 26
 S-110G 27
 JP-110G 27
 C-402G 27
 JF-100TLBG 28
 JF-100SLBG 28
 JP-150LBG 28
 JF-100RVG NPT 29
 JF-100RVG SWT 30
 JF-100RVG Crimp Pex 30
 JF-100RVG Expansion Pex 30
 JF-100RVG CPVC 31
 T-422G 31
 S-422G 31
 T-422G MIP x Expansion 32
 T-422G FIP x Expansion 32
 T-422G Press x Expansion 32
 T-423G 33
 T-412G 33
 S-412G 33
 T-412G MIP x Crimp 34
 T-412G FIP x Crimp 34
 T-412G Press x Crimp 34

T-413G 35
 S-155G 35, 118
 S-165G 35, 118
 JF-100GMxF 36
 JF-100GMxC 36
 T-82MG 36
 T-83CG 37
 JFPG-100 37
 T-100HFG 38
 S-100HSG 38
 P-100HPG 38
 Lead Free Add-a-Valve 39

BRONZE BALL VALVES

T-200CSS 40
 S-200CSS 40
 T-200CSS-LH 40
 S-200CSS-LH 41
 T-200CSS-IH 41
 S-200CSS-IH 41
 T-200CSS-EH 42
 S-200CSS-EH 42
 T-200SS-4B 42
 S-200SS-4B 43

BRASS BALL VALVES

T-100NE 44
 S-100NE 45
 T-100NE-LH 45
 T-100NE-IH 45
 T-100NE-OH 45
 T-100SSE 46
 T-100SSS 46
 T-100FMN 46
 T-100UE 47
 T-100STN 47
 JP-100 47
 JP-100 XLC 48
 S-100-DUE 48
 T-82-M 48
 T-84-M 49
 T-83C 49
 PF-86-PF 50
 PF-86-M 50
 JF-100T 50
 JF-100S 51
 JF-100T-LH 51
 JF-100S-LH 51
 JF-100TFM 52
 JF-100TS 52

MEDICAL GAS BALL VALVES

S-650-CE-4B 53
 S-675-DGP-4B 53
 S-675-DGP-4B-SS 53
 Medical Gas Ball Valve Repair Kits 53

GAS BALL VALVES

T-204 54
 T-204DU 55
 T-203 55
 T-203DU 56
 T-205 56
 T-2005C 57
 T-2004C 57

CARBON STEEL BALL VALVES

T-CS-1001N-SS 58
 T-CS-2000N-SS 58
 T-CS-1000N-SS-4B 58
 S-CS-1000N-SS-4B 59
 T-CS-2001N-SS-4B 59
 S-CS-2001N-SS-4B 59
 T-CS-2002N-SS-DUE 60
 S-CS-2002N-SS-DUE 60

FL-CS-100-150 61
 FL-CS-100-300 61

STAINLESS STEEL BALL VALVES

T-SS-1001N 62
 T-SS-2000N 62
 T-SS-2000N-FP 62
 T-SS-2000N-MF 63
 T-SS-2000N-DH 63
 T-SS-1050N-3L 63
 T-SS-900N 64
 T-SS-1000N-4B 65
 S-SS-1000N-4B 66
 TS-SS-1000N-4B 66
 T-SS-2001N-4B 66
 S-SS-2001N-4B 67
 T-SS-2002N-DUE 67
 S-SS-2002N-DUE 67
 T-SS-1000 68
 FL-SS-100-150 68
 FL-SS-100-300 68

CARBON & STAINLESS STEEL ACCESSORIES

CS & SS Mating Flanges 69
 CS & SS Ball Valve Repair Kits 70

71 BALANCING VALVES

DOMESTIC HOT WATER BALANCING VALVES

TB-120G 72
 TB-130G 72
 TB-150G 73
 TB-110G 73
 TB-120MG 74
 TB-130MG 74
 TB-150MG 75
 TB-120MFG 76
 TB-130MFG 76
 TB-150MFG 77
 Tail Piece Check Valve 78
 Union Ball Valve 78
 Filter Ball® Strainer 78
 N.C. Thermoelectric Actuator 24V 78
 Thermowell and Probe 78
 Double Scale Thermometer 78
 TBG - FNPT 79
 TGG - FNPT 79
 TGG - SWT 79
 TGG - Press 80
 TAF 80
 TRAA-BFF-Q 80
 TRAB-BFF-Q 81

MECHANICAL BALANCING VALVES

TB - FNPT 82
 TB - SWT 82
 TG - FNPT 82
 TG - SWT 83
 TG - Flanged 83
 TG - Grooved 83

85 BUTTERFLY VALVES

RESILIENT SEATED BUTTERFLY VALVES

BFV-Lug 86
 BFV-Wafer 86
 Lever Handle 87
 Gear Operator 87

HIGH PERFORMANCE BUTTERFLY VALVES

HPBFV Carbon Steel Class 150 88
 HPBFV Stainless Steel Class 150 88
 HPBFV Carbon Steel Class 300 89
 HPBFV Stainless Steel Class 300 90
 HPBFV Lever Handles 90
 HPBFV Gear Operator 91

93 GATES, CHECKS, & STRAINERS

LEAD FREE BRONZE GATE VALVES
 T-351G 94
 S-351G 94

LEAD FREE BRASS GATE VALVES
 T-301G 95
 S-301G 95

BRASS GATE VALVES
 T-301 96
 S-301 96

CAST IRON GATE VALVES
 F-351 97
 F-361 97

LEAD FREE BRONZE CHECK VALVES
 T-511G 98
 S-511G 98
 P-511G 98

LEAD FREE BRASS CHECK VALVES
 T-521G 99
 S-521G 99
 T-521G MxP 99
 P-521G 99
 E-521G 100
 T-501G 100
 S-501G 100
 P-501G 101

BRONZE CHECK VALVES
 T-511 102
 S-511 102

BRASS CHECK VALVES
 T-501 103
 S-501 103
 T-550 103

CAST IRON CHECK VALVES
 F-571 104
 F-591 104
 F-592 104

LEAD FREE BRONZE STRAINERS
 T-651G 105
 S-651G 105
 P-651G 106

CAST IRON STRAINERS
 F-651 107

109 ACTUATION

ELECTRIC ACTUATORS
 AE Series 110

PNEUMATIC ACTUATORS
 JV Series 111

DIRECT MOUNT BALL VALVES

A101 112
 A-751T/L 112
 Mounting Bracket 112
 A1000 113
 A1001 113
 A2020D 113
 A-850T/L 114
 A-766T/L 114

ACTUATION ACCESSORIES

ASV 115
 ASM 115
 AEP 115
 APP 116

117 CPVC/PVC VALVES

LEAD FREE BRASS CPVC/PVC BALL VALVES
 S-155G 35, 118
 S-165G 35, 118

CPVC/PVC BALL VALVES
 S-605 119
 T/S-703 119
 T-701 119
 S-701 120
 T-702 120
 S-702 120

121 LOCKWINGS

175-LWN 122
 175-LWIN 122
 125-LWN 123

125 DIELECTRIC UNIONS

LEAD FREE BRASS & STEEL
 Dielectric Unions 126-127

BRASS & STEEL
 Dielectric Unions 128

129 LOW PRESSURE

LEAD FREE BRASS BOILER DRAINS
 T-621G 130
 T-622G 130
 P-623G 130
 T-624G 131

BRASS BOILER DRAINS
 T-621 132

LEAD FREE BRASS SILLCOCKS
 T-641G 133
 S-641G 133

LEAD FREE BRASS HOSE BIBBS
 T-632G 134
 T-632NKG 134
 P-632NKG 135

LEAD FREE BRASS VACUUM BREAKERS
 T-653G 136

137 BASKET STRAINERS

DESIGNER SERIES

Snap-N-Loc® 138
 Twist-N-Loc® 138
 Easy-Loc® 138
 Mag-Na-Loc™ 138
 Snap-N-Seal® 139
 Snap-Tite™ 139
 Push-N-Seal II™ 139
 Small Wonder™ 139
 Bar-ette™ 140
 Accessories 140

BUILDER SERIES

Disposer with Stopper 141
 Economy Strainer 141
 Basic Deep Cup Sink Strainer 141

143 THREAD SEALANT

White Stuff 144
 Green Stuff 144
 Heavyweight 144
 WOG Plus 145
 Copper Anti-Seize 145
 Nickel Anti-Seize 145

147 ACCESSORIES

Lever Handles 148
 Locking Handles 149-151
 T-Handles 151
 Long Neck T-Handle 151
 Wingtip Handle 152
 Oval Handles 152
 Thermal-Blocks™ 153
 Slo-Ball Handle 153
 Memory Stop 153
 Square Head Top 154
 Stem Extensions 154-155
 Filter Ball® Replacement Filters 155

 Part Number Index 156-166
 Stocking Warehouses 167
 Terms & Conditions 168
 Warranty 169
 Competitor Cross Reference 170-171

ACCESSORY KEY CODE

JOMAR VALVE PRODUCTS ARE COMPATIBLE WITH A NUMBER OF ACCESSORIES. USE THE KEY BELOW TO CREATE A CUSTOM CONFIGURATION THAT BEST SERVES YOUR PROJECT.

EXAMPLE 1: ONE ACCESSORY T-200CSSG, Size 1/2" + Stem Extension

200-403SSG-EH

BASE PART
NUMBER

CODE

NOTE: USE A DASH TO SEPARATE
BASE PART NUMBER FROM
ACCESSORY CODE

EXAMPLE 2: TWO ACCESSORIES T-200CSSG, Size 1/2" + Stem Extension + Locking Handle

200-403SSG-EHLH

BASE PART
NUMBER

CODE 1

CODE 2

NOTE: WHEN TWO ACCESSORIES ARE
COMBINED, DO NOT USE A DASH TO
SEPARATE ACCESSORY CODES

CODE	HANDLE TYPE	COMPATIBLE MODEL
LL	LEVER HANDLE	T/S-100CG, T/S-100, JP-100G, JP-100, JF-100T/S, T-100HF, S-100HS, T/S-422G, T-423G
SH	LEVER HANDLE - STAINLESS STEEL	T/S-100CG, T/S-100, JP-100G, JP-100
DH	SPRING RETURN HANDLE	T-SS-2000N
LH	LOCKING HANDLE	T-100NE, T/S-100CG, T-100UEG, JP-100G, JP-100SSG, T-100FBG, T-100FMN, T-100SSE, JP-100, JF-100G, T/S-422G, T-423G, T-SS-2002N-DUE, JF-100T/S, T/S-110, T-100HF, S-100HS, C-402
LN	LIFT-N-LOCK, OPEN	T/S-100CG, T/S-100, JP-100G, JP-100
LC	LIFT-N-LOCK, CLOSED	T/S-100CG, T/S-100, JP-100G, JP-100
TH	RED T-HANDLE	T/S-100CG, T/S-100, JP-100G, JP-100, JF-100T/S, T/S-110, T-100HF, S-100HS, T/S-422G, T-423G
LT	LONG NECK T-HANDLE	T/S-100CG, T/S-100, JP-100G, JP-100
WH	WINGTIP HANDLE	JF-100, T-412G, T-422G, JP-150G
OH	OVAL HANDLE	T/S-100CG, T/S-100, JP-100G, JP-100
IH	INSULATED HANDLE	T/S-200CSSG, T/S-200CSS, T/S-100CG, T/S-100CSSG, JP-100G, JP-100SSG, T-100NE
SB	SLO-BALL HANDLE	T/S-100CG, T/S-100, JP-100G, JP-100
MS	MEMORY STOP	T/S-100CG, T/S-100, JP-100G, JP-100
ST	SQUARE TOP HEAD	T/S-100CG, T/S-100, JP-100G, JP-100
EH	STEM EXTENSION	T/S-100CG, T/S-100, JP-100G, JP-100, JF-100T/S, JP-150G, T/S-110, T/S-422G, T-100HF, S-100HS
MT	METAL TAG	T-100NE

FOR ASSISTANCE, CONTACT CSR@JOMAR.COM



BALL VALVES

LEAD FREE BRONZE BALL VALVES



T-200CSSG

2 Piece, Full Port, Threaded Connection, Stainless Steel Trim, 600 CWP



PART NUMBER	SIZE	CASE	CARTON	WEIGHT
200-401SSG	1/4"	50	10	29
200-402SSG	3/8"	50	10	27
200-403SSG	1/2"	40	10	29
200-404SSG	3/4"	27	3	32
200-405SSG	1"	18	6	33
200-406SSG	1-1/4"	12	2	29
200-407SSG	1-1/2"	8	4	31
200-408SSG	2"	4	1	24
200-409SSG	2-1/2"	2	1	29
200-410SSG	3"	1	1	20

- Dezincification Resistant Lead Free Bronze
- Blow-Out Proof Stem
- Heavy Commercial Pattern
- 100% Leak Tested
- IAPMO Certified - NSF 61 & NSF 372 & NSF 14
- 29 in-Hg Vacuum Rating
- Wetted Surfaces Contain Less than .25% Lead Content
- Accessories Available



S-200CSSG

2 Piece, Full Port, Solder Connection, Stainless Steel Trim, 600 CWP



PART NUMBER	SIZE	CASE	CARTON	WEIGHT
200-413SSG	1/2"	48	12	33
200-414SSG	3/4"	24	8	28
200-415SSG	1"	16	4	31
200-416SSG	1-1/4"	12	2	29
200-417SSG	1-1/2"	8	1	32
200-418SSG	2"	4	1	26
200-419SSG	2-1/2"	2	1	28
200-420SSG	3"	1	1	20

- Dezincification Resistant Lead Free Bronze
- Blow-Out Proof Stem
- Heavy Commercial Pattern
- 100% Leak Tested
- IAPMO Certified - NSF 61 & NSF 372 & NSF 14
- 29 in-Hg Vacuum Rating
- Wetted Surfaces Contain Less than .25% Lead Content
- Accessories Available



T-200CSSG-LH

2 Piece, Full Port, Threaded Connection, Stainless Steel Trim, Locking Handle, 600 CWP



PART NUMBER	SIZE
200-401SSG-LH	1/4"
200-402SSG-LH	3/8"
200-403SSG-LH	1/2"
200-404SSG-LH	3/4"
200-405SSG-LH	1"
200-406SSG-LH	1-1/4"
200-407SSG-LH	1-1/2"
200-408SSG-LH	2"
200-409SSG-LH	2-1/2"
200-410SSG-LH	3"

- Dezincification Resistant Lead Free Bronze
- Blow-Out Proof Stem
- Heavy Commercial Pattern
- 100% Leak Tested
- IAPMO Certified - NSF 61 & NSF 372 & NSF 14
- 29 in-Hg Vacuum Rating
- Wetted Surfaces Contain Less than .25% Lead Content





S-200CSSG-LH

2 Piece, Full Port, Solder Connection, Stainless Steel Trim, Locking Handle, 600 CWP



PART NUMBER	SIZE
200-413SSG-LH	1/2"
200-414SSG-LH	3/4"
200-415SSG-LH	1"
200-416SSG-LH	1-1/4"
200-417SSG-LH	1-1/2"
200-418SSG-LH	2"
200-419SSG-LH	2-1/2"
200-420SSG-LH	3"

- Dezincification Resistant Lead Free Bronze
- Blow-Out Proof Stem
- Heavy Commercial Pattern
- 100% Leak Tested
- IAPMO Certified - NSF 61 & NSF 372 & NSF 14
- 29 in-Hg Vacuum Rating
- Wetted Surfaces Contain Less than .25% Lead Content



T-200CSSG-IH

2 Piece, Full Port, Threaded Connection, Stainless Steel Trim, Insulated Handle, 600 CWP



PART NUMBER	SIZE
200-403SSG-IH	1/2"
200-404SSG-IH	3/4"
200-405SSG-IH	1"
200-406SSG-IH	1-1/4"
200-407SSG-IH	1-1/2"
200-408SSG-IH	2"

- Dezincification Resistant Lead Free Bronze
- Blow-Out Proof Stem
- Heavy Commercial Pattern
- 100% Leak Tested
- IAPMO Certified - NSF 61 & NSF 372 & NSF 14
- UL 2043 Certified Handle
- 29 in-Hg Vacuum Rating
- Wetted Surfaces Contain Less than .25% Lead Content



S-200CSSG-IH

2 Piece, Full Port, Solder Connection, Stainless Steel Trim, Insulated Handle, 600 CWP



PART NUMBER	SIZE
200-413SSG-IH	1/2"
200-414SSG-IH	3/4"
200-415SSG-IH	1"
200-416SSG-IH	1-1/4"
200-417SSG-IH	1-1/2"
200-418SSG-IH	2"

- Dezincification Resistant Lead Free Bronze
- Blow-Out Proof Stem
- Heavy Commercial Pattern
- 100% Leak Tested
- IAPMO Certified - NSF 61 & NSF 372 & NSF 14
- UL 2043 Certified Handle
- 29 in-Hg Vacuum Rating
- Wetted Surfaces Contain Less than .25% Lead Content



LEAD FREE BRONZE BALL VALVES



T-200CSSG-EH

2 Piece, Full Port, Threaded Connection, Stainless Steel Trim, Extended Handle, 600 CWP

PART NUMBER	SIZE
200-401SSG-EH	1/4"
200-402SSG-EH	3/8"
200-403SSG-EH	1/2"
200-404SSG-EH	3/4"
200-405SSG-EH	1"
200-406SSG-EH	1-1/4"
200-407SSG-EH	1-1/2"
200-408SSG-EH	2"

- Dezincification Resistant Lead Free Bronze
- Blow-Out Proof Stem
- Heavy Commercial Pattern
- 100% Leak Tested
- IAPMO Certified - NSF 61 & NSF 372 & NSF 14
- 29 in-Hg Vacuum Rating
- Wetted Surfaces Contain Less than .25% Lead Content
- Accessories Available



S-200CSSG-EH

2 Piece, Full Port, Solder Connection, Stainless Steel Trim, Extended Handle, 600 CWP

PART NUMBER	SIZE
200-413SSG-EH	1/2"
200-414SSG-EH	3/4"
200-415SSG-EH	1"
200-416SSG-EH	1-1/4"
200-417SSG-EH	1-1/2"
200-418SSG-EH	2"

- Dezincification Resistant Lead Free Bronze
- Blow-Out Proof Stem
- Heavy Commercial Pattern
- 100% Leak Tested
- IAPMO Certified - NSF 61 & NSF 372 & NSF 14
- 29 in-Hg Vacuum Rating
- Wetted Surfaces Contain Less than .25% Lead Content
- Accessories Available






T-100CG

2 Piece, Full Port, Threaded Connection, 600 WOG

PART NUMBER	SIZE	CASE	CARTON	WEIGHT
100-403G	1/2"	64	16	55
100-404G	3/4"	72	12	56
100-405G	1"	36	6	45
100-406G	1-1/4"	16	4	31
100-407G	1-1/2"	8	2	26
100-408G	2"	12	2	58
100-409G	2-1/2"	2	1	20
100-410G	3"	2	1	28
100-411G	4"	2	1	46

- Dezincification Resistant Brass Alloy
- Triple Sealing Stem with 2 FKM O-Rings and 2nd Generation PTFE Seal
- Blow-Out Proof Stem
- 100% Leak Tested
- 100% Made in Italy
- NSF 61 & NSF 372 Certified
- Leakproof Stem - Lifetime Warranty
- 29 in-Hg Vacuum Rating
- Wetted Surfaces Contain Less than .25% Lead Content
- Accessories Available



S-100CG

2 Piece, Full Port, Solder Connection, 600 WOG

PART NUMBER	SIZE	CASE	CARTON	WEIGHT
100-413G	1/2"	120	12	53
100-414G	3/4"	48	12	57
100-415G	1"	36	6	49
100-416G	1-1/4"	24	4	48
100-417G	1-1/2"	16	2	52
100-418G	2"	12	2	63
100-419G	2-1/2"	2	1	17
100-420G	3"	2	1	25
100-421G	4"	1	1	24

- Dezincification Resistant Brass Alloy
- Triple Sealing Stem with 2 FKM O-Rings and 2nd Generation PTFE Seal
- Blow-Out Proof Stem
- 100% Leak Tested
- 100% Made in Italy
- NSF 61 & NSF 372 Certified
- Leakproof Stem - Lifetime Warranty
- 29 in-Hg Vacuum Rating
- Wetted Surfaces Contain Less than .25% Lead Content
- Accessories Available




T-100CG-LH

2 Piece, Full Port, Threaded Connection, Locking Handle, 600 WOG

PART NUMBER	SIZE
100-403G-LH	1/2"
100-404G-LH	3/4"
100-405G-LH	1"
100-406G-LH	1-1/4"
100-407G-LH	1-1/2"
100-408G-LH	2"

- Dezincification Resistant Brass Alloy
- Triple Sealing Stem with 2 FKM O-Rings and 2nd Generation PTFE Seal
- Blow-Out Proof Stem
- 100% Leak Tested
- 100% Made in Italy
- NSF 61 & NSF 372 Certified
- Leakproof Stem - Lifetime Warranty
- 29 in-Hg Vacuum Rating
- Wetted Surfaces Contain Less than .25% Lead Content





S-100CG-LH

2 Piece, Full Port, Solder Connection, Locking Handle, 600 WOG



PART NUMBER	SIZE
100-413G-LH	1/2"
100-414G-LH	3/4"
100-415G-LH	1"
100-416G-LH	1-1/4"
100-417G-LH	1-1/2"
100-418G-LH	2"

- Dezincification Resistant Brass Alloy
- Triple Sealing Stem with 2 FKM O-Rings and 2nd Generation PTFE Seal
- Blow-Out Proof Stem
- 100% Leak Tested
- 100% Made in Italy
- NSF 61 & NSF 372 Certified
- Leakproof Stem - Lifetime Warranty
- 29 in-Hg Vacuum Rating
- Wetted Surfaces Contain Less than .25% Lead Content



T-100CG-IH

2 Piece, Full Port, Threaded Connection, Insulated Handle, 600 WOG



PART NUMBER	SIZE
100-403G-IH	1/2"
100-404G-IH	3/4"
100-405G-IH	1"
100-406G-IH	1-1/4"
100-407G-IH	1-1/2"
100-408G-IH	2"

- Dezincification Resistant Brass Alloy
- Triple Sealing Stem with 2 FKM O-Rings and 2nd Generation PTFE Seal
- Blow-Out Proof Stem
- 100% Leak Tested
- 100% Made in Italy
- NSF 61 & NSF 372 Certified
- UL-2043 Certified Handle
- Leakproof Stem - Lifetime Warranty
- 29 in-Hg Vacuum Rating
- Wetted Surfaces Contain Less than .25% Lead Content



S-100CG-IH

2 Piece, Full Port, Solder Connection, Insulated Handle, 600 WOG



PART NUMBER	SIZE
100-413G-IH	1/2"
100-414G-IH	3/4"
100-415G-IH	1"
100-416G-IH	1-1/4"
100-417G-IH	1-1/2"
100-418G-IH	2"

- Dezincification Resistant Brass Alloy
- Triple Sealing Stem with 2 FKM O-Rings and 2nd Generation PTFE Seal
- Blow-Out Proof Stem
- 100% Leak Tested
- 100% Made in Italy
- NSF 61 & NSF 372 Certified
- UL-2043 Certified Handle
- Leakproof Stem - Lifetime Warranty
- 29 in-Hg Vacuum Rating
- Wetted Surfaces Contain Less than .25% Lead Content



T-100CSSG

2 Piece, Full Port, Threaded Connection, Stainless Steel Trim, 600 WOG

PART NUMBER	SIZE	CASE	CARTON	WEIGHT
100-403SSG	1/2"	64	16	35
100-404SSG	3/4"	72	12	55
100-405SSG	1"	36	6	45
100-406SSG	1-1/4"	24	4	47
100-407SSG	1-1/2"	16	2	51
100-408SSG	2"	12	2	58

- Dezincification Resistant Brass Alloy
- Triple Sealing Stem with 2 FKM O-Rings and 2nd Generation PTFE Seal
- Blow-Out Proof Stem
- 100% Leak Tested
- 100% Made in Italy
- NSF 61 & NSF 372 Certified
- Leakproof Stem - Lifetime Warranty
- 29 in-Hg Vacuum Rating
- Wetted Surfaces Contain Less than .25% Lead Content
- Accessories Available



S-100CSSG

2 Piece, Full Port, Solder Connection, Stainless Steel Trim, 600 WOG

PART NUMBER	SIZE	CASE	CARTON	WEIGHT
100-413SSG	1/2"	120	12	51
100-414SSG	3/4"	48	12	57
100-415SSG	1"	36	6	47
100-416SSG	1-1/4"	24	4	47
100-417SSG	1-1/2"	16	2	53
100-418SSG	2"	12	2	63

- Dezincification Resistant Brass Alloy
- Triple Sealing Stem with 2 FKM O-Rings and 2nd Generation PTFE Seal
- Blow-Out Proof Stem
- 100% Leak Tested
- 100% Made in Italy
- NSF 61 & NSF 372 Certified
- Leakproof Stem - Lifetime Warranty
- 29 in-Hg Vacuum Rating
- Wetted Surfaces Contain Less than .25% Lead Content
- Accessories Available



T-100CSSG-LH

2 Piece, Full Port, Threaded Connection, Stainless Steel Trim, Locking Handle, 600 WOG

PART NUMBER	SIZE
100-403SSG-LH	1/2"
100-404SSG-LH	3/4"
100-405SSG-LH	1"
100-406SSG-LH	1-1/4"
100-407SSG-LH	1-1/2"
100-408SSG-LH	2"

- Dezincification Resistant Brass Alloy
- Triple Sealing Stem with 2 FKM O-Rings and 2nd Generation PTFE Seal
- Blow-Out Proof Stem
- 100% Leak Tested
- 100% Made in Italy
- NSF 61 & NSF 372 Certified
- Leakproof Stem - Lifetime Warranty
- 29 in-Hg Vacuum Rating
- Wetted Surfaces Contain Less than .25% Lead Content





S-100CSSG-LH

2 Piece, Full Port, Solder Connection, Stainless Steel Trim, Locking Handle, 600 WOG

PART NUMBER	SIZE
100-413SSG-LH	1/2"
100-414SSG-LH	3/4"
100-415SSG-LH	1"
100-416SSG-LH	1-1/4"
100-417SSG-LH	1-1/2"
100-418SSG-LH	2"

- Dezincification Resistant Brass Alloy
- Triple Sealing Stem with 2 FKM O-Rings and 2nd Generation PTFE Seal
- Blow-Out Proof Stem
- 100% Leak Tested
- 100% Made in Italy
- NSF 61 & NSF 372 Certified
- Leakproof Stem - Lifetime Warranty
- 29 in-Hg Vacuum Rating
- Wetted Surfaces Contain Less than .25% Lead Content



T-100CSSG-IH

2 Piece, Full Port, Threaded Connection, Stainless Steel Trim, Insulated Handle, 600 WOG

PART NUMBER	SIZE
100-403SSG-IH	1/2"
100-404SSG-IH	3/4"
100-405SSG-IH	1"
100-406SSG-IH	1-1/4"
100-407SSG-IH	1-1/2"
100-408SSG-IH	2"

- Dezincification Resistant Brass Alloy
- Triple Sealing Stem with 2 FKM O-Rings and 2nd Generation PTFE Seal
- Blow-Out Proof Stem
- 100% Leak Tested
- 100% Made in Italy
- NSF 61 & NSF 372 Certified
- UL-2043 Certified Handle
- Leakproof Stem - Lifetime Warranty
- 29 in-Hg Vacuum Rating
- Wetted Surfaces Contain Less than .25% Lead Content



S-100CSSG-IH

2 Piece, Full Port, Solder Connection, Stainless Steel Trim, Insulated Handle, 600 WOG

PART NUMBER	SIZE
100-413SSG-IH	1/2"
100-414SSG-IH	3/4"
100-415SSG-IH	1"
100-416SSG-IH	1-1/4"
100-417SSG-IH	1-1/2"
100-418SSG-IH	2"

- Dezincification Resistant Brass Alloy
- Triple Sealing Stem with 2 FKM O-Rings and 2nd Generation PTFE Seal
- Blow-Out Proof Stem
- 100% Leak Tested
- 100% Made in Italy
- NSF 61 & NSF 372 Certified
- UL-2043 Certified Handle
- Leakproof Stem - Lifetime Warranty
- 29 in-Hg Vacuum Rating
- Wetted Surfaces Contain Less than .25% Lead Content



JP-100G



LEAK DETECTION O-RINGS



2ND GENERATION PTFE SEATS



BLOW-OUT PROOF STEM & SELF-LOCKING NUT



JP-100G

2 Piece, Full Port, Press Connection with Leak Detection, 250 WOG

PART NUMBER	SIZE	CASE	CARTON	WEIGHT
100-203G	1/2"	60	10	55
100-204G	3/4"	60	10	53
100-205G	1"	24	6	50
100-206G	1-1/4"	16	4	33
100-207G	1-1/2"	10	1	38
100-208G	2"	4	1	24

- Dezincification Resistant Brass Alloy
- Triple Sealing Stem with 2 FKM O-Rings and 2nd Generation PTFE Seal
- Press Connection with Leak Detection O-Rings
- Blow-Out Proof Stem
- 100% Leak Tested
- 100% Made in Italy
- NSF 61 & NSF 372 Certified
- Leakproof Stem - Lifetime Warranty
- 29 in-Hg Vacuum Rating
- Wetted Surfaces Contain Less than .25% Lead Content
- Accessories Available





JP-100G-LH

2 Piece, Full Port, Press Connection with Leak Detection, Locking Handle, 250 WOG

PART NUMBER	SIZE
100-203G-LH	1/2"
100-204G-LH	3/4"
100-205G-LH	1"
100-206G-LH	1-1/4"
100-207G-LH	1-1/2"
100-208G-LH	2"

- Dezincification Resistant Brass Alloy
- Triple Sealing Stem with 2 FKM O-Rings and 2nd Generation PTFE Seal
- Press Connection with Leak Detection O-Rings
- Blow-Out Proof Stem
- 100% Leak Tested
- 100% Made in Italy
- NSF 61 & NSF 372 Certified
- Leakproof Stem - Lifetime Warranty
- 20 in-Hg Vacuum Rating
- Wetted Surfaces Contain Less than .25% Lead Content



JP-100G-IH

2 Piece, Full Port, Press Connection with Leak Detection, Insulated Handle, 250 WOG

PART NUMBER	SIZE
100-203G-IH	1/2"
100-204G-IH	3/4"
100-205G-IH	1"
100-206G-IH	1-1/4"
100-207G-IH	1-1/2"
100-208G-IH	2"

- Dezincification Resistant Brass Alloy
- Triple Sealing Stem with 2 FKM O-Rings and 2nd Generation PTFE Seal
- Press Connection with Leak Detection O-Rings
- Blow-Out Proof Stem
- 100% Leak Tested
- 100% Made in Italy
- UL 2043 Certified handle
- NSF 61 & NSF 372 Certified
- Leakproof Stem - Lifetime Warranty
- Wetted Surfaces Contain Less than .25% Lead Content



JP-100G XLC

2 Piece, Full Port, Press XLC Connection, 250 WOG

PART NUMBER	SIZE	CASE	WEIGHT
100-209XLCG	2-1/2"	2	18
100-210XLCG	3"	2	28
100-211XLCG	4"	1	26

- Dezincification Resistant Brass Alloy
- Triple Sealing Stem with 2 FKM O-Rings and 2nd Generation PTFE Seal
- Blow-Out Proof Stem
- 100% Leak Tested
- 100% Made in Italy
- Leakproof Stem - Lifetime Warranty
- Wetted Surfaces Contain Less than .25% Lead Content





JP-100SSG

2 Piece, Full Port, Press Connection with Leak Detection, Stainless Steel Trim, 250 WOG

PART NUMBER	SIZE	CASE	CARTON	WEIGHT
100-203SSG	1/2"	60	10	54
100-204SSG	3/4"	60	10	52
100-205SSG	1"	40	6	50
100-206SSG	1-1/4"	24	4	51
100-207SSG	1-1/2"	4	1	39
100-208SSG	2"	4	1	24

- Dezincification Resistant Brass Alloy
- Triple Sealing Stem with 2 FKM O-Rings and 2nd Generation PTFE Seal
- Press Connection with Leak Detection O-Rings
- Blow-Out Proof Stem
- 100% Leak Tested
- 100% Made in Italy
- NSF 61 & NSF 372 Certified
- Leakproof Stem - Lifetime Warranty
- Wetted Surfaces Contain Less than .25% Lead Content
- Accessories Available



JP-100SSG-LH

2 Piece, Full Port, Press Connection with Leak Detection, Stainless Steel Trim, Locking Handle, 250 WOG

PART NUMBER	SIZE
100-203SSG-LH	1/2"
100-204SSG-LH	3/4"
100-205SSG-LH	1"
100-206SSG-LH	1-1/4"
100-207SSG-LH	1-1/2"
100-208SSG-LH	2"

- Dezincification Resistant Brass Alloy
- Triple Sealing Stem with 2 FKM O-Rings and 2nd Generation PTFE Seal
- Press Connection with Leak Detection O-Rings
- Blow-Out Proof Stem
- 100% Leak Tested
- 100% Made in Italy
- NSF 61 & NSF 372 Certified
- Leakproof Stem - Lifetime Warranty
- Wetted Surfaces Contain Less than .25% Lead Content



JP-100SSG-IH

2 Piece, Full Port, Press Connection with Leak Detection, Stainless Steel Trim, Insulated Handle, 250 WOG

PART NUMBER	SIZE
100-203SSG-IH	1/2"
100-204SSG-IH	3/4"
100-205SSG-IH	1"
100-206SSG-IH	1-1/4"
100-207SSG-IH	1-1/2"
100-208SSG-IH	2"

- Dezincification Resistant Brass Alloy
- Triple Sealing Stem with 2 FKM O-Rings and 2nd Generation PTFE Seal
- Press Connection with Leak Detection O-Rings
- Blow-Out Proof Stem
- 100% Leak Tested
- 100% Made in Italy
- NSF 61 & NSF 372 Certified
- UL-2043 Certified Handle
- Leakproof Stem - Lifetime Warranty
- Wetted Surfaces Contain Less than .25% Lead Content





JP-100SSG XLC

2 Piece, Full Port, Press XLC Connection, Stainless Steel Trim, 200 WOG



PART NUMBER	SIZE	CASE	WEIGHT
100-209XLCSSG	2-1/2"	2	18
100-210XLCSSG	3"	2	28
100-211XLCSSG	4"	1	26

- Dezincification Resistant Brass Alloy
- Triple Sealing Stem with 2 FKM O-Rings and 2nd Generation PTFE Seal
- Blow-Out Proof Stem
- 100% Leak Tested
- 100% Made in Italy
- Leakproof Stem - Lifetime Warranty
- Wetted Surfaces Contain Less than .25% Lead Content



T-100UEG

2 Piece, Full Port, FIP x Union FIP Connection, Single Union End, 600 WOG



PART NUMBER	SIZE	CASE	CARTON	WEIGHT
160-106G	1-1/4"	8	2	28
160-107G	1-1/2"	8	2	40
160-108G	2"	8	2	33

- Dezincification Resistant Brass Alloy
- Triple Sealing Stem with 2 FKM O-Rings and 2nd Generation PTFE Seal
- Blow-Out Proof Stem
- 100% Leak Tested
- 100% Made in Italy
- Leakproof Stem - Lifetime Warranty
- 29 in-Hg Vacuum Rating
- Wetted Surfaces Contain Less than .25% Lead Content



T-100HCG

2 Piece, Full Port, Threaded x Hose Connection with Hose Cap, 600 WOG



PART NUMBER	SIZE	CASE	CARTON	WEIGHT
100-753G	1/2" NPT X 3/4" HOSE	100	10	46
100-754G	3/4" NPT X 3/4" HOSE	60	10	60

- Dezincification Resistant Brass Alloy
- Triple Sealing Stem with 2 FKM O-Rings and 2nd Generation PTFE Seal
- Hose Connection with Strapped Cap
- Blow-Out Proof Stem
- 100% Leak Tested
- 100% Made in Italy
- NSF 61 & NSF 372 Certified
- Leakproof Stem - Lifetime Warranty
- Wetted Surfaces Contain Less than .25% Lead Content





JP-100HCG

2 Piece, Full Port, Press x Hose Connection with Hose Cap, 250 WOG

PART NUMBER	SIZE	CASE	CARTON	WEIGHT
100-773G	1/2" PRESS X 3/4" HOSE	100	10	46
100-774G	3/4" PRESS X 3/4" HOSE	60	10	60

- Dezincification Resistant Brass Alloy
- Triple Sealing Stem with 2 FKM O-Rings and 2nd Generation PTFE Seal
- Hose Connection with Strapped Cap
- Blow-Out Proof Stem
- 100% Leak Tested
- 100% Made in Italy
- NSF 61 & NSF 372 Certified
- Leakproof Stem - Lifetime Warranty
- Wetted Surfaces Contain Less than .25% Lead Content



T-100FBG

Filter Ball® | 3-Way, Full Port, Threaded Connection with Integrated Strainer, 400 WOG

PART NUMBER	SIZE	CASE	CARTON	WEIGHT
100-833G	1/2"	24	4	25
100-834G	3/4"	24	4	25
100-835G	1"	12	3	32
100-836G	1-1/4"	8	4	36
100-837G	1-1/2"	4	2	26
100-838G	2"	2	2	24

- Dezincification Resistant Brass Alloy
- Triple Sealing Stem with 2 FKM O-Rings and Teflon® Seal
- Shipped Standard with 304 SS 28 Mesh Screen
- Available Mesh Screens: 40, 60, 80, 100
- Reversible Handle
- Blow-Out Proof Stem
- 100% Leak Tested
- 100% Made in Italy
- NSF 61 & NSF 372 Certified
- Leakproof Stem - Lifetime Warranty
- 29 in-Hg Vacuum Rating
- Wetted Surfaces Contain Less than .25% Lead Content



TWV-3W-KIT-G

Tankless Water Heater Valve Kit, 3-Way Ball, Threaded, Solder, or Press Connection, 600 WOG

PART NUMBER	SIZE	CASE	WEIGHT
810-504G	3/4" NPT	14	47
810-514G	3/4" SOLDER	14	48
810-524G	3/4" PRESS	12	48

- Dezincification Resistant Brass Alloy
- Triple Sealing Stem With 2 FKM O-Rings and Teflon® Seal
- T.E.A. Coated 3-Way Ball
- 3/4" 200,000 BTU/hr Pressure Relief Valve Included
- Blow-Out Proof Stem
- US Patent No. 7,762,280 B2
- 100% Leak Tested
- 100% Made in Italy
- NSF 61 & NSF 372 Certified
- Leakproof Stem - Lifetime Warranty
- 29 in-Hg Vacuum Rating
- Wetted Surfaces Contain Less than .25% Lead Content






TWV-3W-KIT-G-1

Tankless Water Heater Valve Kit, 3-Way Ball, Threaded Connection, 600 WOG

PART NUMBER	SIZE	CASE	WEIGHT
810-505G	1" NPT	12	48

- Dezincification Resistant Brass Alloy
- Triple Sealing Stem with 2 FKM O-Rings and Teflon® Seal
- T.E.A. Coated 3-Way Ball
- Blow-Out Proof Stem
- US Patent No. 7,762,280 B2
- 100% Leak Tested
- 100% Made in Italy
- NSF 61 & NSF 372 Certified
- Leakproof Stem - Lifetime Warranty
- 29 in-Hg Vacuum Rating
- Wetted Surfaces Contain Less than .25% Lead Content



TWV-3W-KIT-G



Tankless Water Heater Valve Kit, 3-Way Ball, SharkBite™ Connection, 600 WOG

PART NUMBER	SIZE	CASE	WEIGHT
810-594G	3/4" NPT	14	47

- Dezincification Resistant Brass Alloy
- 3/4" 200,000 BTU/hr Pressure Relief Valve Included
- T.E.A. Coated 3-Way Ball
- Triple Sealing Stem with 2 FKM O-Rings and Teflon Seal
- Blow-Out Proof Stem
- 100% Leak Tested
- 100% Made in Italy
- NSF 61 & NSF 372 Certified
- Leakproof Stem - Lifetime Warranty
- 29 in-HG Vacuum Rating
- Wetted Surfaces Contain Less Than .25% Lead Content



TWV-3W-KIT-G W/O RV PORT

Tankless Water Heater Valve Kit, 3-Way Ball, Threaded or Solder Connection, Without Pressure Relief Valve Port, 600 WOG

PART NUMBER	SIZE	CASE	WEIGHT
810-604G	3/4" NPT	40	66
810-614G	3/4" SOLDER	40	66

- Dezincification Resistant Brass Alloy
- Triple Sealing Stem with 2 FKM O-Rings and Teflon® Seal
- T.E.A. Coated 3-Way Ball
- Blow-Out Proof Stem
- US Patent No. 7,762,280 B2
- 100% Leak Tested
- 100% Made in Italy
- NSF 61 & NSF 372 Certified
- Leakproof Stem - Lifetime Warranty
- 29 in-Hg Vacuum Rating
- Wetted Surfaces Contain Less than .25% Lead Content





TWV-3W-KIT-G Compact

Tankless Water Heater Valve Kit, 3-Way Ball, Threaded Connection, 600 WOG

PART NUMBER	SIZE	CASE	CARTON	WEIGHT
850-504G	3/4" NPT	1	12	33

- Dezincification Resistant Brass Alloy
- Compact Body Design
- T.E.A. Coated 3-Way Ball
- Blow-Out Proof Stem
- 3/4" 20,000 BTU/hr Pressure Relief Valve Included
- 100% Leak Tested
- 100% Made in Italy
- NSF 61 & NSF 372 Certified
- Leakproof Stem - Lifetime Warranty
- 29 in-Hg Vacuum Rating
- Wetted Surfaces Contain Less Than .25% Lead Content



CERTIFIED LEAD FREE




JF-100TG

2 Piece, Full Port, Threaded Connection, Stainless Steel Trim, 600 WOG

PART NUMBER	SIZE	CASE	CARTON	WEIGHT
100-101SSG	1/4"	120	10	40
100-102SSG	3/8"	120	10	40
100-103SSG	1/2"	100	10	49
100-104SSG	3/4"	80	10	65
100-105SSG	1"	48	8	57
100-106SSG	1-1/4"	36	4	69
100-107SSG	1-1/2"	24	2	61
100-108SSG	2"	12	3	46
100-109SSG	2-1/2"	6	1	49
100-110SSG	3"	6	1	69
100-111SSG	4"	2	1	40

- Dezincification Resistant Brass Alloy
- Gland Follower and Single O-Ring Stem Design
- Blow-Out Proof Stem
- 100% Leak Tested
- IAPMO Certified - NSF 61 & NSF 372 & NSF 14
- 29 in-Hg Vacuum Rating
- Wetted Surfaces Contain Less than .25% Lead Content




JF-100SG

2 Piece, Full Port, Solder Connection, Stainless Steel Trim, 600 WOG

PART NUMBER	SIZE	CASE	CARTON	WEIGHT
100-113SSG	1/2"	100	10	43
100-114SSG	3/4"	80	10	58
100-115SSG	1"	48	8	53
100-116SSG	1-1/4"	36	4	69
100-117SSG	1-1/2"	24	2	57
100-118SSG	2"	12	3	46
100-119SSG	2-1/2"	6	1	44
100-120SSG	3"	6	1	55
100-121SSG	4"	2	1	35

- Dezincification Resistant Brass Alloy
- Gland Follower and Single O-Ring Stem Design
- Blow-Out Proof Stem
- 100% Leak Tested
- IAPMO Certified - NSF 61 & NSF 372 & NSF 14
- 29 in-Hg Vacuum Rating
- Wetted Surfaces Contain Less than .25% Lead Content



LEAD FREE BRASS BALL VALVES



JF-100TG-LH

2 Piece, Full Port, Threaded Connection, Stainless Steel Trim, Locking Handle, 600 WOG



PART NUMBER	SIZE	CASE	CARTON	WEIGHT
100-101SSG-LH	1/4"	120	10	40
100-102SSG-LH	3/8"	120	10	40
100-103SSG-LH	1/2"	100	10	49
100-104SSG-LH	3/4"	80	10	65
100-105SSG-LH	1"	48	8	57
100-106SSG-LH	1-1/4"	36	4	69
100-107SSG-LH	1-1/2"	24	2	61
100-108SSG-LH	2"	12	3	46
100-109SSG-LH	2-1/2"	6	1	49
100-110SSG-LH	3"	6	1	69
100-111SSG-LH	4"	2	1	40

- Dezincification Resistant Brass Alloy
- Gland Follower and Single O-Ring Stem Design
- Blow-Out Proof Stem
- 100% Leak Tested
- IAPMO Certified - NSF 61 & NSF 372
- FM Approval (1/4" - 2")
- 29 in-Hg Vacuum Rating
- Wetted Surfaces Contain Less than .25% Lead Content



JF-100SG-LH

2 Piece, Full Port, Solder Connection, Stainless Steel Trim, Locking Handle, 600 WOG



PART NUMBER	SIZE	CASE	CARTON	WEIGHT
100-113SSG-LH	1/2"	100	10	45
100-114SSG-LH	3/4"	80	10	67
100-115SSG-LH	1"	48	8	53
100-116SSG-LH	1-1/4"	36	4	68
100-117SSG-LH	1-1/2"	24	2	62
100-118SSG-LH	2"	12	3	47
100-119SSG-LH	2-1/2"	6	1	44
100-120SSG-LH	3"	6	1	55
100-121SSG-LH	4"	2	1	35

- Dezincification Resistant Brass Alloy
- Gland Follower and Single O-Ring Stem Design
- Blow-Out Proof Stem
- 100% Leak Tested
- IAPMO Certified - NSF 61 & NSF 372
- FM Approval (1/4" - 2")
- 29 in-Hg Vacuum Rating
- Wetted Surfaces Contain Less than .25% Lead Content



JP-150G

2 Piece, Full Port, Press Connection, 250 WOG



PART NUMBER	SIZE	CASE	CARTON	WEIGHT
150-203G	1/2"	100	10	54
150-204G	3/4"	60	10	52
150-205G	1"	36	6	49
150-206G	1-1/4"	24	4	50
150-207G	1-1/2"	10	1	38
150-208G	2"	4	1	24

- Dezincification Resistant Brass Alloy
- Gland Follower and Single O-Ring Stem Design
- Blow-Out Proof Stem
- 100% Leak Tested
- IAPMO Certified - NSF 61 & NSF 372 & NSF 14
- 29 in-Hg Vacuum Rating
- Wetted Surfaces Contain Less than .25% Lead Content





JP-150G XLC

2 Piece, Full Port, Press XLC Connection, 250 WOG

PART NUMBER	SIZE	CASE	CARTON	WEIGHT
150-209XLCG	2-1/2"	4	1	24
150-210XLCG	3"	4	1	24
150-211XLCG	4"	4	1	24

- Dezincification Resistant Brass Alloy
- Gland Follower and Single O-Ring Stem Design
- Blow-Out Proof Stem
- 100% Leak Tested
- IAPMO Certified - NSF 61 & NSF 372 & NSF 14
- 29 in-Hg Vacuum Rating
- Wetted Surfaces Contain Less than .25% Lead Content



JP-150G Press x FIP

2 Piece, Full Port, Press x FIP Connection, 250 WOG

PART NUMBER	SIZE	CASE	CARTON	WEIGHT
150-563G	1/2"	100	10	46
150-564G	3/4"	60	10	47
150-565G	1"	40	8	34

- Dezincification Resistant Brass Alloy
- Gland Follower and Single O-Ring Stem Design
- Blow-Out Proof Stem
- IAPMO Certified - NSF 61 & NSF 372
- 29 in-Hg Vacuum Rating
- Wetted Surfaces Contain Less than .25% Lead Content



JP-150G Press x MIP

2 Piece, Full Port, Press x MIP Connection, 250 WOG

PART NUMBER	SIZE	CASE	CARTON	WEIGHT
150-573G	1/2"	100	10	30
150-574G	3/4"	60	10	34
150-575G	1"	40	6	49

- Dezincification Resistant Brass Alloy
- Gland Follower and Single O-Ring Stem Design
- Blow-Out Proof Stem
- IAPMO Certified - NSF 61 & NSF 372
- 29 in-Hg Vacuum Rating
- Wetted Surfaces Contain Less than .25% Lead Content



LEAD FREE BRASS BALL VALVES



T-150G

2 Piece, Full Port, Threaded Connection, 600 WOG



PART NUMBER	SIZE	CASE	CARTON	WEIGHT
150-103G	1/2"	100	10	48
150-104G	3/4"	64	8	46
150-105G	1"	48	6	52
150-106G	1-1/4"	20	2	38
150-107G	1-1/2"	16	2	40
150-108G	2"	8	2	30
150-109G	2-1/2"	6	1	41
150-110G	3"	6	1	55
150-111G	4"	2	1	33

- Dezincification Resistant Brass Alloy
- Gland Follower and Single O-Ring Stem Design
- Blow-Out Proof Stem
- IAPMO Certified - NSF 61 & NSF 372
- Wetted Surfaces Contain Less than .25% Lead Content



S-150G

2 Piece, Full Port, Solder Connection, 600 WOG



PART NUMBER	SIZE	CASE	CARTON	WEIGHT
150-113G	1/2"	100	10	43
150-114G	3/4"	64	8	46
150-115G	1"	48	6	58
150-116G	1-1/4"	20	2	36
150-117G	1-1/2"	16	2	39
150-118G	2"	8	2	30
150-119G	2-1/2"	6	1	38
150-120G	3"	6	1	50
150-121G	4"	2	1	32

- Dezincification Resistant Brass Alloy
- Gland Follower and Single O-Ring Stem Design
- Blow-Out Proof Stem
- IAPMO Certified - NSF 61 & NSF 372
- Wetted Surfaces Contain Less than .25% Lead Content



T-110G

2 Piece, Full Port, Threaded Connection, Stainless Steel Trim with Drain, 600 WOG



PART NUMBER	SIZE	CASE	CARTON	WEIGHT
100-633G	1/2"	120	10	51
100-634G	3/4"	80	10	47
100-635G	1"	36	6	43

- Dezincification Resistant Brass Alloy
- Gland Follower and Single O-Ring Stem Design
- 1/8" Drain Port
- Blow-Out Proof Stem
- 100% Leak Tested
- IAPMO Certified - NSF 61 & NSF 372 & NSF 14
- Wetted Surfaces Contain Less than .25% Lead Content





S-110G

2 Piece, Full Port, Solder Connection, Stainless Steel Trim with Drain, 600 WOG

PART NUMBER	SIZE	CASE	CARTON	WEIGHT
100-643G	1/2"	120	10	51
100-644G	3/4"	80	10	61
100-645G	1"	48	8	43

- Dezincification Resistant Brass Alloy
- Gland Follower and Single O-Ring Stem Design
- Blow-Out Proof Stem
- IAPMO Certified - NSF 61 & NSF 372 & NSF 14
- Wetted Surfaces Contain Less than .25% Lead Content



JP-110G

2 Piece, Full Port, Press Connection, Stainless Steel Trim with Drain, 400 WOG

PART NUMBER	SIZE	CASE	CARTON	WEIGHT
150-233G	1/2"	100	10	51
150-234G	3/4"	60	10	51
150-235G	1"	40	8	50

- Dezincification Resistant Brass Alloy
- Gland Follower and Single O-Ring Stem Design
- Blow-Out Proof Stem
- IAPMO Certified - NSF 61 & NSF 372
- Wetted Surfaces Contain Less than .25% Lead Content



C-402G

2 Piece, Full Port, Compression Connection, Stainless Steel Trim with Drain, 600 WOG

PART NUMBER	SIZE	CASE	CARTON	WEIGHT
102-653G	1/2"	100	10	60
102-654G	3/4"	80	10	61
102-655G	1"	48	6	71
WITHOUT DRAIN				
102-663G	1/2"	100	10	60
102-664G	3/4"	80	10	61
102-665G	1"	48	8	71

- Dezincification Resistant Brass Alloy
- Gland Follower and Single O-Ring Stem Design
- Blow-Out Proof Stem
- Drain Prevents Freeze-Up
- Eliminates Seat Damage During Soldering
- IAPMO Certified - NSF 61 & NSF 372
- Wetted Surfaces Contain Less than .25% Lead Content





JF-100TLBG

2 Piece, Full Port, Threaded Connection, Long Bonnet Neck, T-Handle, 600 WOG

PART NUMBER	SIZE	CASE	CARTON	WEIGHT
100-123G	1/2"	60	10	44
100-124G	3/4"	60	10	54

- Dezincification Resistant Brass Alloy
- Gland Follower and Single O-Ring Stem Design
- Blow-Out Proof Stem
- Long Bonnet Neck for Easier Access in Hard to Reach Applications
- 100% Leak Tested
- 29 in-Hg Vacuum Rating



JF-100SLBG

2 Piece, Full Port, Solder Connection, Long Bonnet Neck, T-Handle, 600 WOG

PART NUMBER	SIZE	CASE	CARTON	WEIGHT
100-153G	1/2"	60	10	41
100-154G	3/4"	60	10	50

- Dezincification Resistant Brass Alloy
- Gland Follower and Single O-Ring Stem Design
- Blow-Out Proof Stem
- Long Bonnet Neck for Easier Access in Hard to Reach Applications
- 100% Leak Tested
- 29 in-Hg Vacuum Rating




JP-150LBG

2 Piece, Full Port, Press Connection, Long Bonnet Neck, T-Handle, 250 WOG

PART NUMBER	SIZE	CASE	CARTON	WEIGHT
150-213G	1/2"	60	10	43
150-214G	3/4"	60	10	56


- Dezincification Resistant Brass Alloy
- Gland Follower and Single O-Ring Stem Design
- Blow-Out Proof Stem
- Long Bonnet Neck for Easier Access in Hard to Reach Applications
- 100% Leak Tested




THERMAL EXPANSION RELIEF



MULTIPLE END CONNECTIONS



CUSTOMIZABLE FITTING




80, 100, 125 PSI FACTORY SET RELIEF POINTS



JF-100RVG NPT

2 Piece, Full Port, Threaded Connection, Stainless Steel Trim, Thermal Expansion Relief, 600 WOG



PART NUMBER	SIZE	CASE	CARTON	WEIGHT
100-080RVSSG	3/4"	12	1	16
100-100RVSSG	3/4"	12	1	16
100-125RVSSG	3/4"	12	1	16

- Dezincification Resistant Brass Alloy
- Side Discharge
- Includes Connections: 3/8" Barb, 1/2" Pex, 3/8" Compression Fittings
- Available in 80, 100, 125 PSI
- IAPMO Certified - NSF 61 & NSF 372
- IAPMO Certified - CSA B125.3 & IGC128
- ASTM F1960
- Wetted Surfaces Contain Less than .25% Lead Content





JF-100RVG SWT

2 Piece, Full Port, Solder Connection, Stainless Steel Trim, Thermal Expansion Relief, 600 WOG

PART NUMBER	SIZE	CASE	CARTON	WEIGHT
101-080RVSSG	3/4"	12	1	16
101-100RVSSG	3/4"	12	1	16
101-125RVSSG	3/4"	12	1	16

- Dezincification Resistant Brass Alloy
- Side Discharge
- Includes Connections: 3/8" Barb, 1/2" Pex, 3/8" Compression Fittings
- Available in 80, 100, 125 PSI
- IAPMO Certified - NSF 61 & NSF 372
- IAPMO Certified - CSA B125.3 & IGC128
- ASTM B828
- Wetted Surfaces Contain Less than .25% Lead Content



JF-100RVG Crimp Pex

2 Piece, Full Port, Crimp Pex Connection, Stainless Steel Trim, Thermal Expansion Relief, 600 WOG

PART NUMBER	SIZE	CASE	CARTON	WEIGHT
103-080RVSSG	3/4"	12	1	16
103-100RVSSG	3/4"	12	1	16
103-125RVSSG	3/4"	12	1	16

- Dezincification Resistant Brass Alloy
- Side Discharge
- Includes Connections: 3/8" Barb, 1/2" Pex, 3/8" Compression Fittings
- Available in 80, 100, 125 PSI
- IAPMO Certified - NSF 61 & NSF 372
- IAPMO Certified - CSA B125.3 & IGC128
- ASTM F1807
- Wetted Surfaces Contain Less than .25% Lead Content



JF-100RVG Expansion Pex

2 Piece, Full Port, Expansion Pex Connection, Stainless Steel Trim, Thermal Expansion Relief, 600 WOG

PART NUMBER	SIZE	CASE	CARTON	WEIGHT
104-080RVSSG	3/4"	12	1	16
104-100RVSSG	3/4"	12	1	16
104-125RVSSG	3/4"	12	1	16

- Dezincification Resistant Brass Alloy
- Side Discharge
- Includes Connections: 3/8" Barb, 1/2" Pex, 3/8" Compression Fittings
- Available in 80, 100, 125 PSI
- IAPMO Certified - NSF 61 & NSF 372
- IAPMO Certified - CSA B125.3 & IGC128
- Wetted Surfaces Contain Less than .25% Lead Content





JF-100RVG CPVC

2 Piece, Full Port, CPVC Connection, Stainless Steel Trim, Thermal Expansion Relief, 600 WOG

PART NUMBER	SIZE	CASE	CARTON	WEIGHT
105-080RVSSG	3/4"	12	1	16
105-100RVSSG	3/4"	12	1	16
105-125RVSSG	3/4"	12	1	16

- Dezincification Resistant Brass Alloy
- Side Discharge
- Available in 80, 100, 125 PSI
- ASTM D2846
- Wetted Surfaces Contain Less than .25% Lead Content



CERTIFIED LEAD FREE



T-422G

2 Piece, Standard Port, Expansion Pex Connection, Stainless Steel Trim, 400 WOG

PART NUMBER	SIZE	CASE	CARTON	WEIGHT
LEVER HANDLE				
104-523PG	1/2"	120	10	41
104-524PG	3/4"	100	10	51
104-525PG	1"	54	6	48
104-526PG	1-1/4"	36	6	49
104-527PG	1-1/2"	24	4	48
104-528PG	2"	12	2	40
104-529PG	2-1/2"	6	1	34
104-530PG	3"	6	1	61
T-HANDLE				
104-523PG-TH	1/2"	120	10	35
104-524PG-TH	3/4"	100	10	40
104-525PG-TH	1"	54	6	40

- Dezincification Resistant Brass Alloy
- Gland Follower and Single O-Ring Stem Design
- Blow-Out Proof Stem
- 100% Leak Tested
- IAPMO Certified - NSF 61 & NSF 372 & NSF 14
- ASTM F1960
- Wetted Surfaces Contain Less than .25% Lead Content



CERTIFIED LEAD FREE




S-422G

2 Piece, Standard Port, Solder x Expansion Pex Connection, Stainless Steel Trim, 400 WOG

PART NUMBER	SIZE	CASE	CARTON	WEIGHT
LEVER HANDLE				
104-533PG	1/2"	120	10	38
104-534PG	3/4"	100	10	47
104-535PG	1"	54	6	40
T-HANDLE				
104-533PG-TH	1/2"	120	10	32
104-534PG-TH	3/4"	100	10	43

- Dezincification Resistant Brass Alloy
- Gland Follower and Single O-Ring Stem Design
- Blow-Out Proof Stem
- 100% Leak Tested
- IAPMO Certified - NSF 61 & NSF 372 & NSF 14
- ASTM B828 x ASTM F1960
- Wetted Surfaces Contain Less than .25% Lead Content



CERTIFIED LEAD FREE



T-422G MIP x Expansion

2 Piece, Standard Port, Threaded MIP x Expansion Pex Connection, Stainless Steel Trim, 400 WOG

PART NUMBER	SIZE	CASE	CARTON	WEIGHT
LEVER HANDLE				
104-534MPG	3/4"	100	10	50
T-HANDLE				
104-534MPG-TH	3/4"	100	10	45

- Dezincification Resistant Brass Alloy
- Gland Follower and Single O-Ring Stem Design
- Blow-Out Proof Stem
- 100% Leak Tested
- IAPMO Certified - NSF 61 & NSF 372 & NSF 14
- ASTM F1960
- Wetted Surfaces Contain Less than .25% Lead Content



LEVER HANDLE



T-HANDLE



T-422G FIP x Expansion

2 Piece, Standard Port, Threaded FIP x Expansion Pex Connection, Stainless Steel Trim, 400 WOG

PART NUMBER	SIZE	CASE	CARTON	WEIGHT
LEVER HANDLE				
104-554PG	3/4"	120	10	51
104-555PG	1"	54	6	48
T-HANDLE				
104-554PG-TH	3/4"	120	10	49
104-555PG-TH	1"	54	6	43

- Dezincification Resistant Brass Alloy
- Gland Follower and Single O-Ring Stem Design
- Blow-Out Proof Stem
- 100% Leak Tested
- IAPMO Certified - NSF 61 & NSF 372 & NSF 14
- ASTM F1960
- Wetted Surfaces Contain Less than .25% Lead Content



LEVER HANDLE



T-HANDLE



T-422G Press x Expansion

2 Piece, Standard Port, Press x Expansion Pex Connection, 250 CWP

PART NUMBER	SIZE	CASE	CARTON	WEIGHT
104-563PG	1/2"	120	10	47
104-564PG	3/4"	100	10	47
104-565PG	1"	100	10	47

- Dezincification Resistant Brass Alloy
- Gland Follower and Single O-Ring Stem Design
- Blow-Out Proof Stem
- 100% Leak Tested
- IAPMO Certified - NSF 61 & NSF 372 & NSF 14
- ASTM F1960
- Wetted Surfaces Contain Less than .25% Lead Content





T-423G

2 Piece, Standard Port, Expansion Pex Connection, Stainless Steel Trim with Drain, 400 WOG

PART NUMBER	SIZE	CASE	CARTON	WEIGHT
LEVER HANDLE				
104-543PG	1/2"	120	10	51
104-544PG	3/4"	100	10	63
104-545PG	1"	54	6	49
T-HANDLE				
104-543PG-TH	1/2"	120	10	40
104-544PG-TH	3/4"	100	10	40

- Dezincification Resistant Brass Alloy
- Gland Follower and Single O-Ring Stem Design
- Drop Ears for Easy Installation
- Blow-Out Proof Stem
- 100% Leak Tested
- IAPMO Certified - NSF 61 & NSF 372 & NSF 14
- ASTM F1960
- Wetted Surfaces Contain Less than .25% Lead Content



T-412G

2 Piece, Standard Port, Crimp Pex Connection, 400 CWP

PART NUMBER	SIZE	CASE	CARTON	WEIGHT
LEVER HANDLE				
103-523PG	1/2"	120	10	35
103-524PG	3/4"	120	10	54
103-525PG	1"	54	6	35
103-526PG	1-1/4"	60	10	57
103-527PG	1-1/2"	24	4	34
103-528PG	2"	12	2	29
T-HANDLE				
103-523PG-TH	1/2"	120	10	28
103-524PG-TH	3/4"	120	10	49
103-525PG-TH	1"	54	6	33

- Dezincification Resistant Brass Alloy
- Gland Follower and Single O-Ring Stem Design
- Blow-Out Proof Stem
- 100% Leak Tested
- IAPMO Certified - NSF 61 & NSF 372 & NSF 14
- ASTM F1807
- Wetted Surfaces Contain Less than .25% Lead Content



S-412G

2 Piece, Standard Port, Solder x Crimp Pex Connection, 400 CWP

PART NUMBER	SIZE	CASE	CARTON	WEIGHT
LEVER HANDLE				
103-533PG	1/2"	120	10	31
103-534PG	3/4"	120	10	54
103-535PG	1"	54	6	40
T-HANDLE				
103-533PG-TH	1/2"	120	10	25
103-534PG-TH	3/4"	120	10	49
103-535PG-TH	1"	54	6	33

- Dezincification Resistant Brass Alloy
- Gland Follower and Single O-Ring Stem Design
- Blow-Out Proof Stem
- 100% Leak Tested
- IAPMO Certified - NSF 61 & NSF 372 & NSF 14
- ASTM B828 x ASTM F1807
- Wetted Surfaces Contain Less than .25% Lead Content





T-412G MIP x Crimp

2 Piece, Standard Port, Threaded MIP x Crimp Pex Connection, 400 CWP

PART NUMBER	SIZE	CASE	CARTON	WEIGHT
LEVER HANDLE				
103-534MPG	3/4"	120	10	59
T-HANDLE				
103-534MPG-TH	3/4"	120	10	54

- Dezincification Resistant Brass Alloy
- Gland Follower and Single O-Ring Stem Design
- Blow-Out Proof Stem
- 100% Leak Tested
- IAPMO Certified - NSF 61 & NSF 372 & NSF 14
- ASTM F1807
- Wetted Surfaces Contain Less than .25% Lead Content



CERTIFIED LEAD FREE



LEVER HANDLE



T-HANDLE



T-412G FIP x Crimp

2 Piece, Standard Port, Threaded FIP x Crimp Pex Connection, 400 CWP

PART NUMBER	SIZE	CASE	CARTON	WEIGHT
LEVER HANDLE				
103-554PG	3/4"	120	10	53
103-555PG	1"	54	6	43
T-HANDLE				
103-554PG-TH	3/4"	120	10	53
103-555PG-TH	1"	54	6	53

- Dezincification Resistant Brass Alloy
- Gland Follower and Single O-Ring Stem Design
- Blow-Out Proof Stem
- 100% Leak Tested
- IAPMO Certified - NSF 61 & NSF 372 & NSF 14
- ASTM F1807
- Wetted Surfaces Contain Less than .25% Lead Content



CERTIFIED LEAD FREE



LEVER HANDLE



T-HANDLE



T-412G Press x Crimp

2 Piece, Standard Port, Press x Crimp Pex Connection, 250 CWP

PART NUMBER	SIZE	CASE	CARTON	WEIGHT
103-563PG	1/2"	100	10	43
103-564PG	3/4"	60	10	41
103-565PG	1"	40	8	46

- Dezincification Resistant Brass Alloy
- Gland Follower and Single O-Ring Stem Design
- Blow-Out Proof Stem
- 100% Leak Tested
- IAPMO Certified - NSF 61 & NSF 372 & NSF 14
- ASTM F1807
- Wetted Surfaces Contain Less than .25% Lead Content



CERTIFIED LEAD FREE





T-413G

2 Piece, Standard Port, Crimp Pex Connection with Drain, Stainless Steel Trim, 600 CWP



PART NUMBER	SIZE	CASE	CARTON	WEIGHT
LEVER HANDLE				
103-543PG	1/2"	120	10	36
103-544PG	3/4"	120	10	53
T-HANDLE				
103-543PG-TH	1/2"	120	10	36
103-544PG-TH	3/4"	120	10	36

- Dezincification Resistant Brass Alloy
- Gland Follower and Single O-Ring Stem Design
- Blow-Out Proof Stem
- 100% Leak Tested
- IAPMO Certified - NSF 61 & NSF 372 & NSF 14
- ASTM F1807
- Wetted Surfaces Contain Less than .25% Lead Content



LEVER HANDLE



T-HANDLE



S-155G

CPVC, 2 Piece, Full Port, Solvent Connection, 150 WOG



PART NUMBER	SIZE	CASE	CARTON	WEIGHT
150-603G	1/2"	54	6	29
150-604G	3/4"	48	4	40
150-605G	1"	18	2	26
150-606G	1-1/4"	20	2	48
150-607G	1-1/2"	16	2	51
150-608G	2"	8	2	40

- Dezincification Resistant Brass Alloy
- CTS Connection
- IAPMO Certified - NSF 61 & NSF 372
- ASTM D2846
- For Hot/Cold Water Systems
- Quarter-Turn Operation
- CPVC End Connection Inserts



S-165G

CPVC, 2 Piece, Full Port, Solvent Connection with Drain, 150 WOG



PART NUMBER	SIZE	CASE	CARTON	WEIGHT
150-663G	1/2"	54	6	31
150-664G	3/4"	48	4	41
150-665G	1"	18	2	26

- Dezincification Resistant Brass Alloy
- CTS Connection
- IAPMO Certified - NSF 61 & NSF 372
- ASTM D2846
- For Hot/Cold Water Systems
- Drain Tap 1/8" Orifice
- Quarter-Turn Operation
- CPVC End Connection Inserts






JF-100GMxF

2 Piece, Full Port, MIP x FIP Connection, Stainless Steel Trim, 600 WOG



PART NUMBER	SIZE	CASE	CARTON	WEIGHT
100-131G	1/4"	120	10	60
100-132G	3/8"	120	10	60
100-133G	1/2"	100	10	50
100-134G	3/4"	80	10	60
100-135G	1"	48	8	58
100-136G	1-1/4"	36	4	63
100-137G	1-1/2"	24	2	55
100-138G	2"	12	3	44

- Dezincification Resistant Brass Alloy
- Gland Follower and Single O-Ring Stem Design
- Blow-Out Proof Stem
- 100% Leak Tested
- IAPMO Certified - NSF 61 & NSF 372
- Wetted Surfaces Contain Less than .25% Lead Content



JF-100GMxC

2 Piece, Full Port, MIP x Solder Connection, Stainless Steel Trim, 600 WOG



PART NUMBER	SIZE	CASE	CARTON	WEIGHT
100-143G	1/2"	100	10	43
100-144G	3/4"	80	10	60

- Dezincification Resistant Brass Alloy
- Gland Follower and Single O-Ring Stem Design
- Blow-Out Proof Stem
- 100% Leak Tested
- IAPMO Certified - NSF 61 & NSF 372 & NSF 14
- Wetted Surfaces Contain Less than .25% Lead Content



T-82MG

Mini Valve, 2 Piece, Full Port, Threaded Connection with Screwdriver Slot, 600 WOG



PART NUMBER	SIZE	CASE	CARTON	WEIGHT
100-296G	1/4" FIP X 1/8" MIP	210	35	35

- Dezincification Resistant Brass Alloy
- 2 FKM O-Rings
- Greater Flow Rate
- Large Raised Wrench Flats
- Blow-Out Proof Stem
- 100% Leak Tested
- 100% Made in Italy
- NSF 61 & NSF 372 Certified
- Leakproof Stem - Lifetime Warranty
- Wetted Surfaces Contain Less than .25% Lead Content





T-83CG

Mini Valve, 2 Piece, Full Port, Threaded Connection, Stainless Steel Trim, 600 WOG



C NSF/ANSI CAN 61 NSF/ANSI CAN 372

PART NUMBER	SIZE	CASE	CARTON	WEIGHT
SCREWDRIVER SLOT				
100-396G	1/8" FIP X 1/4" MIP	250	25	40
LEVER HANDLE				
100-397G	1/8" FIP X 1/8" MIP	250	25	40
100-398G	1/4" FIP X 1/8" MIP	200	20	49
100-399G	1/4" FIP X 1/4" MIP	250	25	43
100-400G	1/4" FIP X 1/4" FIP	200	20	49
T-HANDLE				
100-397G-TH	1/8" FIP X 1/8" MIP	250	25	40
100-398G-TH	1/4" FIP X 1/8" MIP	200	20	49
100-399G-TH	1/4" FIP X 1/4" MIP	250	25	40
100-400G-TH	1/4" FIP X 1/4" FIP	200	20	49

- Dezincification Resistant Brass Alloy
- Large Raised Wrench Flats
- Blow-Out Proof Stem
- 100% Leak Tested
- IAPMO Certified - NSF 61 & NSF 372
- Wetted Surfaces Contain Less than .25% Lead Content



JFPG-100

2 Piece, Full Port, Push Fit Connection, 200 WOG



C NSF/ANSI CAN 61 NSF/ANSI CAN 372

PART NUMBER	SIZE	CASE	CARTON	WEIGHT
100-103JFPG	1/2"	80	10	41
100-104JFPG	3/4"	45	5	33
100-105JFPG	1"	30	2	40

- Dezincification Resistant Brass Alloy
- Gland Follower and Single O-Ring Stem Design
- Easy to Connect and Fit in Seconds
- Connects with Copper, CPVC, PVC, and Pex
- Includes Two Pipe Reinforcers
- IAPMO Certified - NSF 61 & NSF 372
- Wetted Surfaces Contain Less than .25% Lead Content






T-100HFG

2 Piece, Full Port, Threaded x Hose Connection with Cap and Chain, Stainless Steel Trim, 600 WOG

PART NUMBER	SIZE	CASE	CARTON	WEIGHT
100-653G	1/2" x 3/4" Hose	100	10	60
100-654G	3/4" x 3/4" Hose	60	10	57

- Dezincification Resistant Brass Alloy
- Gland Follower and Single O-Ring Stem Design
- Blow-Out Proof Stem
- Cap and Chain for Easy Drain and Hose Connection
- Heavy Steel Chain
- 100% Leak Tested
- IAPMO Certified - NSF 61 & NSF 372 & NSF 14
- Wetted Surfaces Contain Less than .25% Lead Content



S-100HSG

2 Piece, Full Port, Solder x Hose Connection with Cap and Chain, Stainless Steel Trim, 600 WOG

PART NUMBER	SIZE	CASE	CARTON	WEIGHT
100-663G	1/2" x 3/4" Hose	100	10	46
100-664G	3/4" x 3/4" Hose	60	10	75

- Dezincification Resistant Brass Alloy
- Gland Follower and Single O-Ring Stem Design
- Blow-Out Proof Stem
- Cap and Chain for Easy Drain and Hose Connection
- Heavy Steel Chain
- 100% Leak Tested
- IAPMO Certified - NSF 61 & NSF 372 & NSF 14
- Wetted Surfaces Contain Less than .25% Lead Content



P-100HPG

2 Piece, Full Port, Press x Hose Connection with Cap and Chain, Stainless Steel Trim, 250 WOG

PART NUMBER	SIZE	CASE	CARTON	WEIGHT
100-673G	1/2" x 3/4" Hose	100	10	60
100-674G	3/4" x 3/4" Hose	100	10	60

- Dezincification Resistant Brass Alloy
- Gland Follower and Single O-Ring Stem Design
- Cap and Chain for Easy Drain and Hose Connection
- Heavy Steel Chain
- Blow-Out Proof Stem
- 100% Leak Tested
- IAPMO Certified - NSF 61 & NSF 372 & NSF 14
- Wetted Surfaces Contain Less than .25% Lead Content





Lead Free Add-a-Valve
Emergency Shut Off Device



PART NUMBER	SIZE	WEIGHT
800-103ADDG	1/2"	3
800-104ADDG	3/4"	5
800-105ADDG	1"	7
800-106ADDG	1-1/4"	12
800-107ADDG	1-1/2"	16
800-108ADDG	2"	23

- Dezincification Resistant Brass Alloy
- Eliminates Facility Shutdowns
- Cuts Through Copper Tubing with a Hardened Steel Stem Cutter
- Expands a Viton® Seal Across Cut to Stop Flow
- No Pipe Freezing, No Bulky Nitrogen Tanks, No Complete Shutdown
- Bottom Cleanout Cap Serves as Line Tap
- Lead Free Sweat Ball Valve Included in Package
- Loc-Tite® Gasket Sealant Included
- U.S. and Canadian Patent No. 5,316,037
- Can be Installed on Potable Hot/Cold Water and Water/Glycol Systems
- IAPMO Certified - NSF 372
- Wetted Surfaces Contain Less than .25% Lead Content





T-200CSS

2 Piece, Full Port, Threaded Connection, Stainless Steel Trim, 600 CWP

PART NUMBER	SIZE	CASE	CARTON	WEIGHT
200-701	1/4"	50	10	29
200-702	3/8"	50	10	27
200-703	1/2"	40	10	29
200-704	3/4"	27	3	32
200-705	1"	18	6	33
200-706	1-1/4"	12	2	29
200-707	1-1/2"	8	4	31
200-708	2"	4	1	24

- Dezincification Resistant Bronze
- Blow-Out Proof Stem
- Heavy Commercial Pattern
- 100% Leak Tested
- 29 in-Hg Vacuum Rating



S-200CSS

2 Piece, Full Port, Solder Connection, Stainless Steel Trim, 600 CWP

PART NUMBER	SIZE	CASE	CARTON	WEIGHT
200-803	1/2"	48	12	33
200-804	3/4"	24	8	28
200-805	1"	16	4	31
200-806	1-1/4"	12	2	29
200-807	1-1/2"	8	1	32
200-808	2"	4	1	26

- Dezincification Resistant Bronze
- Blow-Out Proof Stem
- Heavy Commercial Pattern
- 100% Leak Tested
- 29 in-Hg Vacuum Rating



T-200CSS-LH

2 Piece, Full Port, Threaded Connection, Stainless Steel Trim, Locking Handle, 600 CWP

PART NUMBER	SIZE
200-701-LH	1/4"
200-702-LH	3/8"
200-703-LH	1/2"
200-704-LH	3/4"
200-705-LH	1"
200-706-LH	1-1/4"
200-707-LH	1-1/2"
200-708-LH	2"

- Dezincification Resistant Bronze
- Blow-Out Proof Stem
- Heavy Commercial Pattern
- 100% Leak Tested
- 29 in-Hg Vacuum Rating





S-200CSS-LH

2 Piece, Full Port, Solder Connection, Stainless Steel Trim, Locking Handle, 600 CWP

PART NUMBER	SIZE
200-803-LH	1/2"
200-804-LH	3/4"
200-805-LH	1"
200-806-LH	1-1/4"
200-807-LH	1-1/2"
200-808-LH	2"

- Dezincification Resistant Bronze
- Blow-Out Proof Stem
- Heavy Commercial Pattern
- 100% Leak Tested
- 29 in-Hg Vacuum Rating



T-200CSS-IH

2 Piece, Full Port, Threaded Connection, Stainless Steel Trim, Insulated Handle, 600 CWP

PART NUMBER	SIZE
200-703-IH	1/2"
200-704-IH	3/4"
200-705-IH	1"
200-706-IH	1-1/4"
200-707-IH	1-1/2"
200-708-IH	2"

- Dezincification Resistant Bronze
- Blow-Out Proof Stem
- Heavy Commercial Pattern
- 100% Leak Tested
- UL-2043 Certified Handle
- 29 in-Hg Vacuum Rating



S-200CSS-IH

2 Piece, Full Port, Solder Connection, Stainless Steel Trim, Insulated Handle, 600 CWP

PART NUMBER	SIZE
200-803-IH	1/2"
200-804-IH	3/4"
200-805-IH	1"
200-806-IH	1-1/4"
200-807-IH	1-1/2"
200-808-IH	2"

- Dezincification Resistant Bronze
- Blow-Out Proof Stem
- Heavy Commercial Pattern
- 100% Leak Tested
- UL-2043 Certified Handle
- 29 in-Hg Vacuum Rating





T-200CSS-EH

2 Piece, Full Port, Threaded Connection, Stainless Steel Trim, Extended Handle, 600 CWP



PART NUMBER	SIZE
200-701-EH	1/4"
200-702-EH	3/8"
200-703-EH	1/2"
200-704-EH	3/4"
200-705-EH	1"
200-706-EH	1-1/4"
200-707-EH	1-1/2"
200-708-EH	2"

- Dezincification Resistant Bronze
- Blow-Out Proof Stem
- Heavy Commercial Pattern
- 100% Leak Tested
- 29 in-Hg Vacuum Rating



S-200CSS-EH

2 Piece, Full Port, Solder Connection, Stainless Steel Trim, Extended Handle, 600 CWP



PART NUMBER	SIZE
200-803-EH	1/2"
200-804-EH	3/4"
200-805-EH	1"
200-806-EH	1-1/4"
200-807-EH	1-1/2"
200-808-EH	2"

- Dezincification Resistant Bronze
- Blow-Out Proof Stem
- Heavy Commercial Pattern
- 100% Leak Tested
- 29 in-Hg Vacuum Rating



T-200SS-4B

3 Piece 4 Bolt, Full Port, Threaded Connection, Stainless Steel Trim, Locking Handle, 600 CWP

PART NUMBER	SIZE	CASE	CARTON	WEIGHT
500-703-LH	1/2"	32	8	42
500-704-LH	3/4"	24	6	45
500-705-LH	1"	16	4	45
500-706-LH	1-1/4"	12	3	50
500-707-LH	1-1/2"	8	2	47
500-708-LH	2"	6	2	51

- Dezincification Resistant Bronze
- Locking Device Comes Standard
- Blow-Out Proof Stem
- Heavy Commercial Pattern
- 100% Leak Tested
- Wetted Surfaces Contain Less than .25% Lead Content





S-200SS-4B

3 Piece 4 Bolt, Full Port, Solder Connection, Stainless Steel Trim, Locking Handle, 600 CWP

PART NUMBER	SIZE	CASE	CARTON	WEIGHT
500-713-LH	1/2"	32	8	39
500-714-LH	3/4"	24	6	43
500-715-LH	1"	16	4	41
500-716-LH	1-1/4"	12	3	50
500-717-LH	1-1/2"	8	2	40
500-718-LH	2"	6	2	50


- Dezincification Resistant Bronze
- Locking Device Comes Standard
- Blow-Out Proof Stem
- Heavy Commercial Pattern
- 100% Leak Tested
- Wetted Surfaces Contain Less than .25% Lead Content



T-100NE



VIBRATION PROOF SELF-LOCKING NUT



DOUBLE FKM O-RINGS



T.E.A. COATED BRASS BALL



T-100NE

2 Piece, Full Port, Threaded Connection, 600 WOG



PART NUMBER	SIZE	CASE	CARTON	WEIGHT
100-701	1/4"	120	12	43
100-702	3/8"	120	12	41
100-703	1/2"	60	10	35
100-704	3/4"	60	10	53
100-704RAT*	3/4"	60	10	52
100-705	1"	36	6	56
100-706	1-1/4"	16	4	37
100-707	1-1/2"	16	2	52
100-708	2"	12	2	61
100-709	2-1/2"	6	2	59
100-710	3"	4	2	57
100-711	4"	2	1	46

*RED ALUMINUM HANDLE

- Triple Sealing Stem with 2 FKM O-Rings and 2nd Generation PTFE Seal
- Blow-Out Proof Stem
- 100% Leak Tested
- 100% Made in Italy
- Leakproof Stem - Lifetime Warranty
- 29 in-Hg Vacuum Rating
- Accessories Available





S-100NE

2 Piece, Full Port, Solder Connection, 600 WOG

PART NUMBER	SIZE	CASE	CARTON	WEIGHT
100-803	1/2"	120	12	52
100-804	3/4"	72	12	55
100-805	1"	36	6	47
100-806	1-1/4"	24	4	46
100-807	1-1/2"	16	2	46
100-808	2"	12	2	52
100-809	2-1/2"	6	2	51
100-810	3"	4	2	51

- Triple Sealing Stem with 2 FKM O-Rings and 2nd Generation PTFE Seal
- Blow-Out Proof Stem
- 100% Leak Tested
- 100% Made in Italy
- Leakproof Stem - Lifetime Warranty
- 29 in-Hg Vacuum Rating
- Accessories Available



T-100NE-LH

2 Piece, Full Port, Threaded Connection, Locking Handle, 600 WOG

PART NUMBER	SIZE	CASE	CARTON	WEIGHT
100-701-LH	1/4"	120	12	44
100-702-LH	3/8"	120	12	42
100-703-LH	1/2"	100	10	56
100-704-LH	3/4"	60	10	54
100-705-LH	1"	36	6	57
100-706-LH	1-1/4"	24	4	57
100-707-LH	1-1/2"	16	2	53
100-708-LH	2"	12	2	62

- Triple Sealing Stem with 2 FKM O-Rings and 2nd Generation PTFE Seal
- Blow-Out Proof Stem
- 100% Leak Tested
- 100% Made in Italy
- Leakproof Stem - Lifetime Warranty
- 29 in-Hg Vacuum Rating



T-100NE-IH

2 Piece, Full Port, Threaded Connection, Insulated Handle, 600 WOG

PART NUMBER	SIZE
100-703-IH	1/2"
100-704-IH	3/4"
100-705-IH	1"
100-706-IH	1-1/4"
100-707-IH	1-1/2"
100-708-IH	2"

- Triple Sealing Stem with 2 FKM O-Rings and 2nd Generation PTFE Seal
- Blow-Out Proof Stem
- 100% Leak Tested
- 100% Made in Italy
- UL 2043 Certified Handle
- Leakproof Stem - Lifetime Warranty
- 29 in-Hg Vacuum Rating



T-100NE-OH

2 Piece, Full Port, Threaded Connection, Oval Handle, 600 WOG

PART NUMBER	SIZE
100-703-OH	1/2"
100-704-OH	3/4"
100-705-OH	1"
100-706-OH	1-1/4"
100-707-OH	1-1/2"
100-708-OH	2"

- Triple Sealing Stem with 2 FKM O-Rings and 2nd Generation PTFE Seal
- Blow-Out Proof Stem
- 100% Leak Tested
- 100% Made in Italy
- Leakproof Stem - Lifetime Warranty
- 29 in-Hg Vacuum Rating





T-100SSE

2 Piece, Full Port, Threaded Connection, Stainless Steel Trim, 600 WOG



PART NUMBER	SIZE	CASE	CARTON	WEIGHT
100-501	1/4"	120	12	42
100-502	3/8"	120	12	40
100-503	1/2"	60	10	35
100-504	3/4"	60	10	52
100-505	1"	36	6	57
100-506	1-1/4"	24	4	58
100-507	1-1/2"	16	2	59
100-508	2"	12	2	70
100-509	2-1/2"	6	2	69
100-510	3"	4	2	70

- Triple Sealing Stem with 2 FKM O-Rings and 2nd Generation PTFE Seal
- Blow-Out Proof Stem
- T.E.A. Ternary Eco Alloy® Coated Body to Prevent Dezincification and Galvanic Corrosion
- 100% Leak Tested
- 100% Made in Italy
- Leakproof Stem - Lifetime Warranty
- 29 in-Hg Vacuum Rating
- Accessories Available



T-100SSS

2 Piece, Full Port, Threaded Connection with Steam Trim, Stainless Steel Trim, 600 WOG



PART NUMBER	SIZE	CASE	CARTON	WEIGHT
100-533	1/2"	60	10	55
100-534	3/4"	60	6	52
100-535	1"	36	6	57
100-536	1-1/4"	24	4	58
100-537	1-1/2"	16	2	59
100-538	2"	12	2	71

- Triple Sealing Stem with 2 FKM O-Rings and Graphite Seal
- 250 WSP
- Special High Temperature Resistant Handle
- Blow-Out Proof Stem
- 100% Leak Tested
- 100% Made in Italy
- Leakproof Stem - Lifetime Warranty
- 29 in-Hg Vacuum Rating
- Accessories Available



T-100FMN

2 Piece, Full Port, MIP x FIP Connection, 600 WOG



PART NUMBER	SIZE	CASE	CARTON	WEIGHT
100-601	1/4"	100	10	36
100-602	3/8"	100	10	36
100-603	1/2"	100	10	54
100-604	3/4"	60	10	53
100-605	1"	36	6	55

- Triple Sealing Stem with 2 FKM O-Rings and 2nd Generation PTFE Seal
- Blow-Out Proof Stem
- 100% Leak Tested
- 100% Made in Italy
- Leakproof Stem - Lifetime Warranty
- 29 in-Hg Vacuum Rating
- Accessories Available





T-100UE

2 Piece, Full Port, Threaded Connection with Side Tap, Single Union End, 600 WOG

PART NUMBER	SIZE	CASE	CARTON	WEIGHT
160-103	1/2"	60	10	54
160-104	3/4"	36	6	48
160-105	1"	24	4	53
160-106	1-1/4"	16	2	59
160-107	1-1/2"	8	2	39
160-108	2"	8	2	59

- Triple Sealing Stem with 2 FKM O-Rings and 2nd Generation PTFE Seal
- 3/8"-1/2": 1/8" FIP Side Tap
- 3/4"-2": 1/4" FIP Side Tap
- Blow-Out Proof Stem
- 100% Leak Tested
- 100% Made in Italy
- Leakproof Stem - Lifetime Warranty
- 29 in-Hg Vacuum Rating
- Accessories Available



T-100STN

2 Piece, Full Port, Threaded Connection with Side Tap, 600 WOG

PART NUMBER	SIZE	CASE	CARTON	WEIGHT
170-103	1/2"	80	8	52
170-104	3/4"	60	10	58
170-105	1"	36	6	59
170-106	1-1/4"	24	4	63
170-107	1-1/2"	16	2	56
170-108	2"	12	2	64

- Triple Sealing Stem with 2 FKM O-Rings and 2nd Generation PTFE Seal
- FIP x Union FIP
- 3/8"-1/2": 1/8" FIP Side Tap
- 3/4"-2": 1/4" FIP Side Tap
- Blow-Out Proof Stem
- 100% Leak Tested
- 100% Made in Italy
- Leakproof Stem - Lifetime Warranty
- 29 in-Hg Vacuum Rating
- Accessories Available



JP-100

2 Piece, Full Port, Press Connection, 250 WOG

PART NUMBER	SIZE	CASE	CARTON	WEIGHT
100-203	1/2"	60	10	33
100-204	3/4"	40	10	35
100-205	1"	24	6	33
100-206	1-1/4"	16	4	33
100-207	1-1/2"	4	1	14
100-208	2"	4	1	20

- Corrosion Resistant Brass
- Triple Sealing Stem with 2 FKM O-Rings and 2nd Generation PTFE Seal
- Blow-Out Proof Stem
- 100% Leak Tested
- 100% Made in Italy
- Leakproof Stem - Lifetime Warranty
- 29 in-Hg Vacuum Rating
- Accessories Available





JP-100 XLC

2 Piece, Full Port, Press XLC Connection, 200 WOG

PART NUMBER	SIZE	CASE	CARTON	WEIGHT
100-209XLC	2-1/2"	2	1	18
100-210XLC	3"	2	1	28
100-211XLC	4"	1	1	25

- Triple Sealing Stem with 2 FKM O-Rings and 2nd Generation PTFE Seal
- Blow-Out Proof Stem
- 100% Leak Tested
- 100% Made in Italy
- Leakproof Stem - Lifetime Warranty




S-100-DUE

2 Piece, Full Port, Solder Connection, Double Union End, 400 WOG

PART NUMBER	SIZE	CASE	CARTON	WEIGHT
160-503	1/2"	48	12	35
160-504	3/4"	48	8	57
160-505	1"	21	4	52
160-506	1-1/4"	16	4	50
160-507	1-1/2"	12	2	49
160-508	2"	4	2	25

- Corrosion Resistant Brass
- Triple Sealing Stem with 2 FKM O-Rings and Teflon Seal
- Blow-Out Proof Stem
- Unions on Inlet and Outlet
- 100% Leak Tested
- 100% Made in Italy
- Leakproof Stem - Lifetime Warranty
- Accessories Available




T-82-M

Mini Valve, 2 Piece, Full Port, Threaded Connection, 600 WOG

PART NUMBER	SIZE	CASE	CARTON	WEIGHT
SCREWDRIVER SLOT				
100-295	1/4" FIP X 1/4" MIP	350	35	58
LEVER HANDLE				
100-297	1/8" FIP X 1/8" MIP	200	50	39
100-298	1/4" FIP X 1/8" MIP	250	25	47
100-299	1/4" FIP X 1/4" MIP	200	50	39
100-300	1/4" FIP X 1/4" FIP	200	50	45

- 2 FKM O-Rings
- Blow-Out Proof Stem
- Greater Flow Rate
- Large Raised Wrench Flats
- 100% Leak Tested
- 100% Made in Italy
- Leakproof Stem - Lifetime Warranty
- 29 in-Hg Vacuum Rating





T-84-M

Mini Valve, 1 Piece, Standard Port, Threaded Connection, 450 WOG

PART NUMBER	SIZE	CASE	CARTON	WEIGHT
FIP X FIP				
100-430	1/8" FIP X 1/8" FIP	100	25	19
100-431	1/4" FIP X 1/4" FIP	100	25	19
100-432	3/8" FIP X 3/8" FIP	120	10	27
100-433	1/2" FIP X 1/2" FIP	100	10	34
FIP X MIP				
100-440	1/8" FIP X 1/8" MIP	120	10	25
100-441	1/4" FIP X 1/4" MIP	120	10	26
100-442	3/8" FIP X 3/8" MIP	120	10	27
100-443	1/2" FIP X 1/2" MIP	100	10	31

- Chrome-Plated Brass
- Single O-Ring Stem Design
- Blow-Out Proof Stem
- 100% Leak Tested



T-83C

Mini Valve, 2 Piece, Full Port, Threaded Connection, 600 WOG

PART NUMBER	SIZE	CASE	CARTON	WEIGHT
LEVER HANDLE				
100-397	1/8" FIP x 1/8" MIP	250	25	40
100-398	1/4" FIP x 1/8" MIP	200	20	40
100-399	1/4" FIP x 1/4" MIP	250	25	44
100-400	1/4" FIP x 1/4" FIP	200	20	33
T-HANDLE				
100-397-TH	1/8" FIP x 1/8" MIP	250	25	40
100-398-TH	1/4" FIP x 1/8" MIP	200	20	40
100-399-TH	1/4" FIP x 1/4" MIP	250	25	40
100-400-TH	1/4" FIP x 1/4" FIP	200	20	49

- 2 Buna-N O-Rings
- Large Raised Wrench Flats
- 100% Made in Italy





PF-86-PF

2 Piece, Push Fit x Push Fit Connection, 145 PSI

PART NUMBER	SIZE	CASE	CARTON	WEIGHT
186-530	1/8"	150	25	16
186-531	1/4"	150	25	18
186-533	3/8"	150	25	27

- Chrome-Plated Brass
- 2 FKM O-Rings
- Corrosion Resistant
- Applicable in Limited Spaces
- 100% Made in Italy



PF-86-M

2 Piece, MNPT x Push Fit Connection, 145 PSI

PART NUMBER	SIZE	CASE	CARTON	WEIGHT
186-730	1/8" MNPT x 5/32" PF	150	25	16
186-731	1/8" MNPT x 1/4" PF	150	25	17
186-741	1/4" MNPT x 1/4" PF	150	25	18
186-743	3/8" MNPT x 3/8" PF	150	25	23

- Chrome-Plated Brass
- 2 FKM O-Rings
- Corrosion Resistant
- Applicable in Limited Spaces
- 100% Made in Italy



JF-100T

2 Piece, Full Port, Threaded Connection, 600 WOG

PART NUMBER	SIZE	CASE	CARTON	WEIGHT
100-101	1/4"	120	10	39
100-102	3/8"	120	10	40
100-103	1/2"	100	10	48
100-104	3/4"	80	10	63
100-105	1"	48	8	56
100-106	1-1/4"	36	4	67
100-107	1-1/2"	24	2	61
100-108	2"	12	3	44
100-109	2-1/2"	6	1	49
100-110	3"	6	1	66
100-111	4"	2	1	40
T-HANDLE				
100-101-TH	1/4"	120	10	40
100-102-TH	3/8"	120	10	40
100-103-TH	1/2"	100	10	50
100-104-TH	3/4"	120	10	40
100-105-TH	1"	48	8	58

- Gland Follower and Single O-Ring Stem Design
- Blow-Out Proof Stem
- 100% Leak Tested
- 29 in-Hg Vacuum Rating





JF-100S

2 Piece, Full Port, Solder Connection, 600 WOG



PART NUMBER	SIZE	CASE	CARTON	WEIGHT
100-113	1/2"	100	10	45
100-114	3/4"	80	10	61
100-115	1"	48	8	53
100-116	1-1/4"	36	4	68
100-117	1-1/2"	24	2	62
100-118	2"	12	3	47
100-119	2-1/2"	6	1	44
100-120	3"	6	1	55
100-121	4"	2	1	35

- Gland Follower and Single O-Ring Stem Design
- Blow-Out Proof Stem
- 100% Leak Tested
- 29 in-Hg Vacuum Rating



JF-100T-LH

2 Piece, Full Port, Threaded Connection, Locking Handle, 600 WOG



PART NUMBER	SIZE	CASE	CARTON	WEIGHT
100-101-LH	1/4"	120	10	40
100-102-LH	3/8"	120	10	40
100-103-LH	1/2"	100	10	52
100-104-LH	3/4"	80	10	70
100-105-LH	1"	48	8	61
100-106-LH	1-1/4"	36	4	68
100-107-LH	1-1/2"	24	2	61
100-108-LH	2"	12	3	45
100-109-LH	2-1/2"	6	1	49
100-110-LH	3"	6	1	69
100-111-LH	4"	2	1	40

- Gland Follower and Single O-Ring Stem Design
- Blow-Out Proof Stem
- Latch Lock Handle
- 100% Leak Tested
- 29 in-Hg Vacuum Rating



JF-100S-LH

2 Piece, Full Port, Solder Connection, Locking Handle, 600 WOG



PART NUMBER	SIZE	CASE	CARTON	WEIGHT
100-113-LH	1/2"	100	10	45
100-114-LH	3/4"	80	10	61
100-115-LH	1"	48	8	53
100-116-LH	1-1/4"	36	4	68
100-117-LH	1-1/2"	24	2	62
100-118-LH	2"	12	3	47
100-119-LH	2-1/2"	6	1	44
100-120-LH	3"	6	1	55
100-121-LH	4"	2	1	35

- Gland Follower and Single O-Ring Stem Design
- Blow-Out Proof Stem
- Latch Lock Handle
- 100% Leak Tested
- 29 in-Hg Vacuum Rating





JF-100TFM

2 Piece, Full Port, MIP x FIP Connection, 600 WOG



PART NUMBER	SIZE	CASE	CARTON	WEIGHT
LEVER HANDLE				
100-131	1/4"	120	10	60
100-132	3/8"	120	10	60
100-133	1/2"	100	10	50
100-134	3/4"	80	10	60
100-135	1"	48	8	58
T-HANDLE				
100-131-TH	1/4"	120	10	60
100-132-TH	3/8"	120	10	60
100-133-TH	1/2"	100	10	50
100-134-TH	3/4"	80	10	60
100-135-TH	1"	48	8	58

- Gland Follower and Single O-Ring Stem Design
- Blow-Out Proof Stem
- 100% Leak Tested
- 29 in-Hg Vacuum Rating



LEVER HANDLE



T-HANDLE



JF-100TS

2 Piece, Full Port, SAE Threaded Connection, 600 WOG

PART NUMBER	SIZE	CASE	CARTON	WEIGHT
100-106-20	1-1/4"	36	4	67
100-107-24	1-1/2"	24	2	61

- Forged Brass Body
- Adjustable Packing Gland
- Blow-Out Proof Stem
- SAE J1926-1 Threads
- 100% Leak Tested
- 29 in-Hg Vacuum Rating






S-650-CE-4B

3 Piece 4 Bolt, Copper Stub Connection, Oxygen Cleaned, 600 WOG

PART NUMBER	SIZE	WEIGHT
500-803	1/2"	2
500-804	3/4"	3
500-805	1"	4
500-806	1-1/4"	5
500-807	1-1/2"	7
500-808	2"	17

- NFPA-99C Standard
- "K" Copper Tubing Extensions Silver Brazed
- Latch Lock Handle is Standard
- Oxygen Cleaned
- 100% Leak Tested
- 29 in-Hg Vacuum Rating



S-675-DGP-4B

3 Piece 4 Bolt, Copper Stub Connection, Double Gauge Port, Oxygen Cleaned, 600 WOG

PART NUMBER	SIZE	WEIGHT
500-833	1/2"	2
500-834	3/4"	3
500-835	1"	4
500-836	1-1/4"	5
500-837	1-1/2"	7
500-838	2"	13

- NFPA-99C Standard
- Two 1/8" Gauge Purge Ports
- "K" Copper Tubing Extensions Silver Brazed
- Latch Lock Handle is Standard
- Oxygen Cleaned
- 100% Leak Tested
- 29 in-Hg Vacuum Rating



S-675-DGP-4B-SS

3 Piece 4 Bolt, Copper Stub Connection, Double Gauge Port, Oxygen Cleaned, Stainless Steel Trim, 600 WOG

PART NUMBER	SIZE	WEIGHT
500-833SS	1/2"	2
500-834SS	3/4"	3
500-835SS	1"	4
500-836SS	1-1/4"	5
500-837SS	1-1/2"	7
500-838SS	2"	13

- NFPA-99C Standard
- Two 1/8" Gauge Purge Ports
- "K" Copper Tubing Extensions Silver Brazed
- Latch Lock Handle is Standard
- Oxygen Cleaned
- 100% Leak Tested
- 29 in-Hg Vacuum Rating



Repair Kits

Medical Gas Ball Valves

PART NUMBER	SIZE
899-563	1/2"
899-564	3/4"
899-565	1"
899-566	1-1/4"
899-567	1-1/2"
899-568	2"





T-204

2 Piece, 600 WOG



T-HANDLE	TEARDROP	SIZE	CASE	CARTON	WEIGHT
FIP X FIP					
101-401	101-411	1/4"	120	12	44
101-402	101-412	3/8"	120	12	40
101-403	101-413	1/2"	72	12	40
101-404	101-414	3/4"	48	12	56
101-404BRT*	-	3/4"	48	12	52
<i>*Brass T-Handle</i>					
FLARE X FIP					
101-502	101-512	3/8" X 1/2"	84	14	34
101-503	101-513	1/2" X 1/2"	140	14	61
101-504	-	5/8" X 3/4"	48	8	31
FLARE X FLARE					
101-601	-	1/2" X 3/8"	80	20	34
101-602	101-612	3/8" X 3/8"	72	12	48
101-603	101-613	1/2" X 1/2"	48	12	34
101-604	101-614	5/8" X 5/8"	80	8	51
MIP X FLARE					
101-702	101-712	1/2" X 3/8"	72	12	51
101-703	101-713	1/2" X 1/2"	72	12	31

- T-Handle or Teardrop Handle Available on Most Configurations
- Valve Can be Locked in Closed Position by Reversing Handle
- 2 NBR O-Rings
- 100% Leak Tested
- 100% Made in Italy
- Leakproof Stem - Lifetime Warranty
- Use Model T-100NE for Sizes Above 3/4"



FIP X FIP



FLARE X FIP



FLARE X FLARE



MIP X FLARE




T-204DU

2 Piece, Integrated Dielectric Union End, 600 WOG



PART NUMBER	SIZE	CASE	CARTON	WEIGHT
FIP DU X FIP				
101-403DU	1/2" X 1/2"	48	8	32
101-404DU	3/4" X 3/4"	40	4	43
FIP DU X FLARE				
101-513DU	1/2" X 1/2"	48	8	35
MIP DU X FLARE				
101-703DU	1/2" X 1/2"	60	6	46
101-704DU	3/4" X 5/8"	40	8	44
MIP DU X FIP				
101-803DU	1/2" X 1/2"	36	6	28
101-804DU	3/4" X 3/4"	40	8	47

- Meets NFPA 58 Dielectric Union Requirement
- Valve Can be Locked in Closed Position by Reversing Handle
- 2 NBR O-Rings
- 100% Leak Tested
- 100% Made in Italy
- Leakproof Stem - Lifetime Warranty



FIP DU X FIP



FIP DU X FLARE



MIP DU X FLARE



MIP DU X FIP



T-203

2 Piece, Side Tap, 600 WOG



PART NUMBER	SIZE	CASE	CARTON	WEIGHT
FIP X FIP				
102-301	1/4"	100	10	44
102-302	3/8"	100	10	40
102-303	1/2"	60	10	47
102-304	3/4"	48	12	37
FLARE X FLARE				
102-402	3/8"	80	20	51
102-403	1/2"	48	12	57
102-404	5/8"	80	8	54
FLARE X FIP				
102-405	1/2"	100	10	50

- Eliminates Need for Test Tee and Labor to Install
- Ideal for Outside Use in Extremely Cold Climates
- Removable Plug Enables Port for Pressure Gauge
- 1/8" Side Tap
- Valve Can be Locked in Closed Position by Reversing Handle
- 2 NBR O-Rings
- 100% Leak Tested
- 100% Made in Italy
- Leakproof Stem - Lifetime Warranty
- Use Model T-100STN for Sizes Above 3/4"



FIP X FIP



FLARE X FLARE



FLARE X FIP



T-203DU

2 Piece, Integrated Dielectric Union End, Side Tap, 600 WOG

PART NUMBER	SIZE	CASE	CARTON	WEIGHT
FIP DU X FIP				
102-313DU	1/2"	60	6	43
FIP DU X FLARE				
102-413DU	1/2"	60	6	42

- Meets NFPA 58 Dielectric Union Requirement
- Eliminates Need for Test Tee and Labor to Install
- Removable Plug Enables Port for Pressure Gauge
- Valve Can be Locked in Closed Position by Reversing Handle
- 2 NBR O-Rings
- 100% Leak Tested
- 100% Made in Italy
- Leakproof Stem - Lifetime Warranty



FIP DU X FIP



FIP DU X FLARE



T-205

2 Piece, Threaded Connection, 400 WOG

PART NUMBER	SIZE	CASE	CARTON	WEIGHT
RED T-HANDLE				
102-503	1/2"	84	14	36
102-504	3/4"	60	10	59
102-505	1"	40	10	38
YELLOW TEARDROP HANDLE				
102-513	1/2"	120	12	49
102-514	3/4"	100	10	58

- Valve Can be Locked in Closed Position by Reversing Handle
- Triple Sealing Stem with 2 FKM O-Rings and Teflon® Seal
- 100% Leak Tested
- 100% Made in Italy
- Leakproof Stem - Lifetime Warranty



T-HANDLE



TEARDROP HANDLE



T-2005C

2 Piece, Threaded Connection, 175 WOG

PART NUMBER	SIZE	CASE	CARTON	WEIGHT
YELLOW TEARDROP HANDLE				
102-603	1/2"	100	10	35
102-604	3/4"	100	10	52
102-605	1"	60	6	51
RED TEARDROP HANDLE				
102-623	1/2"	100	10	34
102-624	3/4"	100	10	48
102-625	1"	60	6	52

- Valve Can be Locked in Open or Closed Position by Reversing Handle
- Gland Follower and Single O-Ring Stem Design
- 100% Leak Tested



YELLOW TEARDROP HANDLE



RED TEARDROP HANDLE



T-2004C

2 Piece, Flare Connection, 175 WOG

PART NUMBER	SIZE	CASE	CARTON	WEIGHT
FLARE X FLARE				
102-612	3/8"	100	10	31
102-613	1/2"	100	10	38
102-614	5/8"	60	10	51
FLARE X FIP				
102-633	1/2"	100	10	38

- Valve Can be Locked in Open or Closed Position by Reversing Handle
- Gland Follower and Single O-Ring Stem Design
- Plastic Caps to Protect Flare Connection and Threads
- 100% Leak Tested



FLARE X FLARE



FLARE X FIP



T-CS-1001N-SS

2 Piece, Full Port, Threaded Connection, Stainless Steel Trim, 1000 WOG



PART NUMBER	SIZE	CASE	CARTON	WEIGHT
100-971	1/4"	80	10	51
100-972	3/8"	80	10	50
100-973	1/2"	60	10	47
100-974	3/4"	30	10	47
100-975	1"	20	10	47
100-976	1-1/4"	16	4	58
100-977	1-1/2"	8	4	46
100-978	2"	6	2	52

- Solid Ball Construction
- Latch Lock Handle May be Locked in Open or Closed Position
- 100% Leak Tested
- 29 in-Hg Vacuum Rating
- Wetted Surfaces Contain Less than .25% Lead Content



T-CS-2000N-SS

2 Piece, Standard Port, Threaded Connection, Stainless Steel Trim, 2000 WOG



PART NUMBER	SIZE	CASE	CARTON	WEIGHT
100-951	1/4"	80	10	44
100-952	3/8"	80	10	45
100-953	1/2"	80	10	56
100-954	3/4"	30	10	43
100-955	1"	30	10	57
100-956	1-1/4"	20	5	53
100-957	1-1/2"	15	5	58
100-958	2"	10	5	58

- Solid Ball Construction
- Latch Lock Handle May be Locked in Open or Closed Position
- 100% Leak Tested
- 29 in-Hg Vacuum Rating
- Wetted Surfaces Contain Less than .25% Lead Content



T-CS-1000N-SS-4B

3 Piece 4 Bolt, Swing Out Body, Full Port, Threaded Connection, Stainless Steel Trim, 1000 WOG



PART NUMBER	SIZE	CARTON	WEIGHT
500-403	1/2"	10	14
500-404	3/4"	10	21
500-405	1"	8	25
500-406	1-1/4"	5	24
500-407	1-1/2"	5	34
500-408	2"	2	21

- Latch Lock Handle May be Locked in Open or Closed Position
- 100% Leak Tested
- 29 in-Hg Vacuum Rating
- Wetted Surfaces Contain Less than .25% Lead Content
- Mating Flanges Available
- Repair Kits Available





S-CS-1000N-SS-4B

3 Piece 4 Bolt, Swing Out Body, Full Port, Socket Weld Connection, Stainless Steel Trim, 1000 WOG

PART NUMBER	SIZE	CARTON	WEIGHT
500-503	1/2"	10	14
500-504	3/4"	10	21
500-505	1"	8	25
500-506	1-1/4"	5	24
500-507	1-1/2"	5	34
500-508	2"	2	21

- Latch Lock Handle May be Locked in Open or Closed Position
- 100% Leak Tested
- 29 in-Hg Vacuum Rating
- Wetted Surfaces Contain Less than .25% Lead Content
- Mating Flanges Available
- Repair Kits Available



T-CS-2001N-SS-4B

3 Piece 4 Bolt Enclosed, Standard Port, Threaded Connection, Stainless Steel Trim, 2000 WOG

PART NUMBER	SIZE	CARTON	WEIGHT
601-613	1/2"	10	19
601-614	3/4"	10	23
601-615	1"	8	31
601-616	1-1/4"	5	31
601-617	1-1/2"	5	39
601-618	2"	2	22

- Solid Ball Construction
- Latch Lock Handle May be Locked in Open or Closed Position
- Blow-Out Proof Stem
- 100% Leak Tested
- 29 in-Hg Vacuum Rating
- Wetted Surfaces Contain Less than .25% Lead Content
- Repair Kits Available



S-CS-2001N-SS-4B

3 Piece 4 Bolt Enclosed, Standard Port, Socket Weld Connection, Stainless Steel Trim, 2000 WOG

PART NUMBER	SIZE	CARTON	WEIGHT
601-633	1/2"	10	19
601-634	3/4"	10	23
601-635	1"	8	31
601-636	1-1/4"	6	31
601-637	1-1/2"	5	39
601-638	2"	2	22

- Solid Ball Construction
- Latch Lock Handle May be Locked in Open or Closed Position
- Blow-Out Proof Stem
- 100% Leak Tested
- 29 in-Hg Vacuum Rating
- Wetted Surfaces Contain Less than .25% Lead Content
- Repair Kits Available





T-CS-2002N-SS-DUE

5 Piece, Full Port, Threaded Connection, Double Union End, Stainless Steel Trim, 3000 WOG

PART NUMBER	SIZE	CARTON	WEIGHT
100-992	3/8"	10	19
100-993	1/2"	10	18
100-994	3/4"	8	21
100-995	1"	8	31
100-996	1-1/4"	6	35
100-997	1-1/2"	4	36
100-998	2"	2	26

- Solid Ball Construction
- Mounting Pad
- Reversible Handle
- Locking Handle Available
- Adjustable Stem Packing with Blow-Out Proof Stem
- 100% Leak Tested
- 29 in-Hg Vacuum Rating
- Wetted Surfaces Contain Less than .25% Lead Content
- Repair Kits Available



S-CS-2002N-SS-DUE

5 Piece, Full Port, Socket Weld Connection, Double Union End, Stainless Steel Trim, 3000 WOG

PART NUMBER	SIZE	CARTON	WEIGHT
101-992	3/8"	10	19
101-993	1/2"	10	18
101-994	3/4"	8	21
101-995	1"	8	31
101-996	1-1/4"	6	35
101-997	1-1/2"	4	36
101-998	2"	2	26

- Solid Ball Construction
- Mounting Pad
- Reversible Handle
- Locking Handle Available
- Adjustable Stem Packing with Blow-Out Proof Stem
- 100% Leak Tested
- 29 in-Hg Vacuum Rating
- Wetted Surfaces Contain Less than .25% Lead Content
- Repair Kits Available





FL-CS-100-150

2 Piece, Full Port, Flanged Connection, Stainless Steel Trim, Class 150



PART NUMBER	SIZE	CARTON	WEIGHT
600-203	1/2"	2	7
600-204	3/4"	2	9
600-205	1"	2	14
600-207	1-1/2"	2	28
600-208	2"	2	20
600-209	2-1/2"	1	28
600-210	3"	1	46
600-211	4"	1	74
600-212	6"	1	176
600-213	8"	1	342
600-214	10"	1	551
600-215	12"	1	817

- Raised Face Flange
- Wrench Operator
- Locking Device Comes Standard
- Fire Safe Stem and Body Graphite Seals
- Air Tested Seat Leakage: 85 PSI
- Hydraulic Tested Body: 427 PSI
- 100% Leak Tested
- Wetted Surfaces Contain Less than .25% Lead Content
- Repair Kits Available




FL-CS-100-300

2 Piece, Full Port, Flanged Connection, Stainless Steel Trim, Class 300



PART NUMBER	SIZE	CARTON	WEIGHT
600-228	2"	1	28
600-230	3"	1	62
600-231	4"	1	106
600-232	6"	1	225
600-233	8"	1	404

- Raised Face Flange
- Wrench Operator
- Locking Device Comes Standard
- Fire Safe Stem and Body Graphite Seals
- Air Tested Seat Leakage: 85 PSI
- Hydraulic Tested Body: 1124 PSI
- 100% Leak Tested
- Wetted Surfaces Contain Less than .25% Lead Content
- Repair Kits Available





T-SS-1001N

2 Piece, Full Port, Threaded Connection, 1000 WOG



PART NUMBER	SIZE	CASE	CARTON	WEIGHT
100-961	1/4"	80	10	53
100-962	3/8"	80	10	50
100-963	1/2"	60	10	49
100-964	3/4"	30	10	47
100-965	1"	20	10	46
100-966	1-1/4"	16	4	58
100-967	1-1/2"	8	4	44
100-968	2"	6	2	49

- Solid Ball Construction
- Latch Lock Handle May be Locked in Open or Closed Position
- 100% Leak Tested
- 29 in-Hg Vacuum Rating
- Wetted Surfaces Contain Less than .25% Lead Content



T-SS-2000N

2 Piece, Standard Port, Threaded Connection, 2000 WOG



PART NUMBER	SIZE	CASE	CARTON	WEIGHT
100-931	1/4"	80	10	45
100-932	3/8"	80	10	42
100-933	1/2"	80	10	56
100-934	3/4"	30	10	43
100-935	1"	30	10	58
100-936	1-1/4"	20	5	53
100-937	1-1/2"	15	5	58
100-938	2"	10	5	58

- Solid Ball Construction
- Latch Lock Handle May be Locked in Open or Closed Position
- 100% Leak Tested
- 29 in-Hg Vacuum Rating
- Wetted Surfaces Contain Less than .25% Lead Content



T-SS-2000N-FP

2 Piece, Full Port, Threaded Connection, 2000 WOG



PART NUMBER	SIZE	CASE	WEIGHT
101-941	1/4"	36	25
101-942	3/8"	36	23
101-943	1/2"	70	55
101-944	3/4"	40	51
101-945	1"	25	49
101-946	1-1/4"	18	53
101-947	1-1/2"	10	47
101-948	2"	7	51
101-949	2-1/2"	3	41
101-950	3"	1	23
101-951	4"	1	47

- Solid Ball Construction
- Latch Lock Handle May be Locked in Open or Closed Position
- 100% Leak Tested
- 29 in-Hg Vacuum Rating
- Wetted Surfaces Contain Less than .25% Lead Content





T-SS-2000N-MF

2 Piece, Standard Port, MIP x FIP Connection, 2000 WOG



PART NUMBER	SIZE	CASE	CARTON	WEIGHT
101-931	1/4"	80	10	44
101-933	1/2"	80	10	56
101-934	3/4"	30	10	43
101-935	1"	30	10	57

- Solid Ball Construction
- Latch Lock Handle May be Locked in Open or Closed Position
- 100% Leak Tested
- 29 in-Hg Vacuum Rating
- Wetted Surfaces Contain Less than .25% Lead Content




T-SS-2000N-DH

2 Piece, Standard Port, Threaded Connection, Spring Return Handle, 2000 WOG



PART NUMBER	SIZE	CARTON	WEIGHT
100-931-DH	1/4"	10	13
100-932-DH	3/8"	10	13
100-933-DH	1/2"	10	14
100-934-DH	3/4"	8	17
100-935-DH	1"	8	22
100-936-DH	1-1/4"	1	3
100-937-DH	1-1/2"	1	4
100-938-DH	2"	1	5

- Solid Ball Construction
- Fail Safe Position
- 1-1/4"-2": 3 Piece, 4 Bolt Pattern
- 100% Leak Tested
- 29 in-Hg Vacuum Rating
- Wetted Surfaces Contain Less than .25% Lead Content



T-SS-1050N-3L

2 Piece, Reduced Port, 3-Way Dispenser, Threaded Connection, 1000 WOG



PART NUMBER	SIZE	CASE	CARTON	WEIGHT
500-203	1/2"	10	50	64
500-204	3/4"	10	50	82
500-205	1"	6	30	73

- Locking Handle
- Blow-Out Proof Stem
- Antistatic Device
- 180° Handle Prevents Cross-Contamination
- ISO 5211 Mounting Pad





T-SS-900N

2 Piece, Full Port, Threaded Connection, Stainless Steel Trim, 1000 WOG

✓ LEAD FREE

PART NUMBER	SIZE	CASE	CARTON	WEIGHT
100-903	1/2"	50	5	21
100-904	3/4"	40	4	24
100-905	1"	24	2	22
100-906	1-1/4"	24	2	31
100-907	1-1/2"	12	2	24
100-908	2"	12	2	38

- Solid Ball Construction
- Latch Lock Handle May be Locked in Open or Closed Position
- 100% Leak Tested
- Wetted Surfaces Contain Less than .25% Lead Content



T-SS-1000N-4B



3 PIECE 4 BOLT SWING OUT BODY DESIGN



HANDLE MAY BE LOCKED IN OPEN OR CLOSED POSITION



MULTIPLE CONFIGURATIONS




T-SS-1000N-4B

3 Piece 4 Bolt, Swing Out Body, Full Port, Threaded Connection, Stainless Steel Trim, 1000 WOG



PART NUMBER	SIZE NPT	CARTON	WEIGHT
500-301	1/4"	10	10
500-302	3/8"	10	10
500-303	1/2"	10	14
500-304	3/4"	10	21
500-305	1"	8	25
500-306	1-1/4"	5	23
500-307	1-1/2"	5	34
500-308	2"	2	21
500-310	3"	2	58
500-311	4"	1	45
NPT X SQUARE FLANGE			
500-358	2"	2	26
SQUARE FLANGE X SQUARE FLANGE W/2 SIDE TAPS			
500-368	2"	2	32
NPT W/SIDE TAP & PORT TAP			
501-308	2"	2	23
NPT X SQUARE FLANGE W/SIDE TAP			
501-356	1-1/4"	2	14
NPT X SQUARE FLANGE W/SIDE TAP & PORT TAP			
501-358	2"	2	28

- Latch Lock Handle May be Locked in Open or Closed Position
- 100% Leak Tested
- 29 in-Hg Vacuum Rating
- Wetted Surfaces Contain Less than .25% Lead Content
- Mating Flanges Available
- Repair Kits Available





S-SS-1000N-4B

3 Piece 4 Bolt, Swing Out Body, Full Port, Socket Weld Connection, Stainless Steel Trim, 1000 WOG

PART NUMBER	SIZE	CARTON	WEIGHT
SWT			
500-343	1/2"	10	14
500-344	3/4"	10	21
500-345	1"	8	25
500-346	1-1/4"	5	24
500-347	1-1/2"	5	34
500-348	2"	2	21
500-350	3"	2	56
500-351	4"	1	45
SWT W/SIDE TAP & PORT TAP			
511-308	2"	2	21

- Latch Lock Handle May be Locked in Open or Closed Position
- 100% Leak Tested
- 29 in-Hg Vacuum Rating
- Wetted Surfaces Contain Less than .25% Lead Content
- Mating Flanges Available
- Repair Kits Available



SWT



SWT W/SIDE TAP & PORT TAP



TS-SS-1000N-4B

3 Piece 4 Bolt, Swing Out Body, Full Port, Threaded x Socket Weld Connection, Stainless Steel Trim, 1000 WOG

PART NUMBER	SIZE	CARTON	WEIGHT
500-376	1-1/4"	5	24
500-378	2"	2	21

- Latch Lock Handle May be Locked in Open or Closed Position
- 100% Leak Tested
- 29 in-Hg Vacuum Rating
- Wetted Surfaces Contain Less than .25% Lead Content
- Repair Kits Available



T-SS-2001N-4B

3 Piece 4 Bolt Enclosed, Standard Port, Threaded Connection, Stainless Steel Trim, 2000 WOG

PART NUMBER	SIZE	CARTON	WEIGHT
601-603	1/2"	10	19
601-604	3/4"	10	23
601-605	1"	8	31
601-606	1-1/4"	6	31
601-607	1-1/2"	5	29
601-608	2"	2	22

- Solid Ball Construction
- Latch Lock Handle May be Locked in Open or Closed Position
- Blow-Out Proof Stem
- 100% Leak Tested
- 29 in-Hg Vacuum Rating
- Wetted Surfaces Contain Less than .25% Lead Content
- Repair Kits Available





S-SS-2001N-4B

3 Piece 4 Bolt Enclosed, Standard Port, Socket Weld Connection, Stainless Steel Trim, 2000 WOG



PART NUMBER	SIZE	CARTON	WEIGHT
601-623	1/2"	10	19
601-624	3/4"	10	23
601-625	1"	8	31
601-626	1-1/4"	6	31
601-627	1-1/2"	5	39
601-628	2"	2	22

- Solid Ball Construction
- Latch Lock Handle May be Locked in Open or Closed Position
- Blow-Out Proof Stem
- 100% Leak Tested
- 29 in-Hg Vacuum Rating
- Wetted Surfaces Contain Less than .25% Lead Content
- Repair Kits Available



T-SS-2002N-DUE

5 Piece, Full Port, Threaded Connection, Double Union End, Stainless Steel Trim, 3000 WOG



PART NUMBER	SIZE	CARTON	WEIGHT
100-983	1/2"	10	17
100-984	3/4"	8	20
100-985	1"	8	30
100-986	1-1/4"	6	34
100-987	1-1/2"	4	35
100-988	2"	2	26

- Solid Ball Construction
- Mounting Pad
- Reversible Handle
- Locking Handle Available
- Adjustable Stem Packing with Blow-Out Proof Stem
- 100% Leak Tested
- 29 in-Hg Vacuum Rating
- Wetted Surfaces Contain Less than .25% Lead Content
- Repair Kits Available



S-SS-2002N-DUE

5 Piece, Full Port, Socket Weld Connection, Double Union End, Stainless Steel Trim, 3000 WOG



PART NUMBER	SIZE	CARTON	WEIGHT
101-983	1/2"	10	17
101-984	3/4"	8	20
101-985	1"	8	30
101-986	1-1/4"	6	34
101-987	1-1/2"	4	35
101-988	2"	2	26

- Solid Ball Construction
- Mounting Pad
- Reversible Handle
- Locking Handle Available
- Adjustable Stem Packing with Blow-Out Proof Stem
- 100% Leak Tested
- 29 in-Hg Vacuum Rating
- Wetted Surfaces Contain Less than .25% Lead Content
- Repair Kits Available



STAINLESS STEEL BALL VALVES



T-SS-1000

Mini Valve, 1 Piece/2 Piece, Full Port, Threaded Connection, Stainless Steel Trim, 1000 WOG

PART NUMBER	SIZE	CARTON
500-098	1/8" FIP X 1/8" MIP	10
500-099	1/4" FIP X 1/4" MIP	10
500-101	1/4" FIP X 1/4" FIP	10

- Solid Ball Construction
- Corrosion Resistant
- 100% Leak Tested
- 29 in-Hg Vacuum Rating
- Wetted Surfaces Contain Less than .25% Lead Content



FL-SS-100-150

2 Piece, Full Port, Flanged Connection, Class 150

PART NUMBER	SIZE	CARTON	WEIGHT
600-103	1/2"	2	7
600-104	3/4"	2	9
600-105	1"	2	14
600-107	1-1/2"	2	28
600-108	2"	2	20
600-109	2-1/2"	1	28
600-110	3"	1	46
600-111	4"	1	74
600-112	6"	1	176
600-113	8"	1	342
600-114	10"	1	551
600-115	12"	1	817

- Raised Face Flange
- Wrench Operator
- Locking Device Comes Standard
- Fire Safe Stem and Body Graphite Seals
- Air Tested Seat Leakage: 85 PSI
- Hydraulic Tested Body: 427 PSI
- 100% Leak Tested
- Wetted Surfaces Contain Less than .25% Lead Content
- Repair Kits Available




FL-SS-100-300

2 Piece, Full Port, Flanged Connection, Class 300

PART NUMBER	SIZE	CARTON	WEIGHT
600-128	2"	1	28
600-130	3"	1	62
600-131	4"	1	106
600-132	6"	1	225
600-133	8"	1	404

- Raised Face Flange
- Wrench Operator
- Locking Device Comes Standard
- Fire Safe Stem and Body Graphite Seals
- Air Tested Seat Leakage: 85 PSI
- Hydraulic Tested Body: 1124 PSI
- 100% Leak Tested
- Wetted Surfaces Contain Less than .25% Lead Content
- Repair Kits Available





Mating Flange

Square Flange Carbon Steel Ball Valves

PART NUMBER	SIZE	CASE	WEIGHT
TYPE A (WITH O-RING)			
500-166-A	1-1/4"	8	24
500-168-A	2"	8	19
500-176-A	1-1/4"	8	23
500-178-A	2"	8	18
TYPE B (WITHOUT O-RING)			
500-166-B	1-1/4"	12	31
500-168-B	2"	12	25
500-176-B	1-1/4"	12	31
500-178-B	2"	12	24



TYPE A - THREADED



TYPE A - SOCKET WELD



TYPE B - THREADED



TYPE B - SOCKET WELD



Mating Flange

Square Flange Stainless Steel Ball Valves

PART NUMBER	SIZE	CASE	WEIGHT
TYPE A (WITH O-RING)			
500-186-A	1-1/4"	8	24
500-188-A	2"	8	19
500-196-A	1-1/4"	8	23
500-198-A	2"	8	18
TYPE B (WITHOUT O-RING)			
500-186-B	1-1/4"	12	31
500-188-B	2"	12	25
500-196-B	1-1/4"	12	31
500-198-B	2"	12	24



TYPE A - THREADED



TYPE A - SOCKET WELD



TYPE B - THREADED



TYPE B - SOCKET WELD



Repair Kit

Carbon Steel & Stainless Steel Ball Valves

PART NUMBER	SIZE	PART NUMBER	SIZE	PART NUMBER	SIZE
1000N SERIES		2001N SERIES		2002N-DUE SERIES	
899-911	1/4"	899-943	1/2"	899-981	1/4"
899-912	3/8"	899-944	3/4"	899-982	3/8"
899-913	1/2"	899-945	1"	899-983	1/2"
899-914	3/4"	899-946	1-1/4"	899-984	3/4"
899-915	1"	899-947	1-1/2"	899-985	1"
899-916	1-1/4"	899-948	2"	899-986	1-1/4"
899-917	1-1/2"			899-987	1-1/2"
899-918	2"			899-988	2"
899-919	2-1/2"				
899-920	3"				
899-921	4"				



Repair Kit

Flanged Carbon Steel & Stainless Steel Ball Valves

PART NUMBER	SIZE	PART NUMBER	SIZE
FLANGED CLASS 150 SERIES		FLANGED CLASS 300 SERIES	
600-116	2"	600-136	2"
600-117	2-1/2"	600-137	2-1/2"
600-118	3"	600-138	3"
600-119	4"	600-139	4"
600-120	6"	600-141	6"
600-121	8"	600-143	8"
600-122	10"		
600-123	12"		





BALANCING VALVES



TB-120G

RecircSetter™ | Thermostatic Balancing, Variable Set Point, Optional Check Valve, 150 CWP

PART NUMBER	SIZE
180-103G-B	1/2"
180-104G-B	3/4"
WITH CHECK VALVE	
180-103G-B-C	1/2"
180-104G-B-C	3/4"

- Dezincification Resistant Brass Alloy
- Variable Temperature Set Point with Protective Cap
- Modulates Flow to Maintain Constant Temperature in Recirculation Loop
- No Balancing Equipment Required
- Drywell with Temperature Gauge Included
- 1/2" NPT Temperature Port (Factory Plugged)
- Optional Check Valve
- 100% Made in Italy
- NSF 61 & NSF 372 Certified
- Wetted Surfaces Contain Less than .25% Lead Content
- Accessories Available



OPTIONAL CHECK VALVE



TB-130G

RecircSetter™ | Thermostatic Balancing, Variable Set Point, Optional Check Valve, Thermal Disinfection, 150 CWP

PART NUMBER	SIZE
180-103G-D	1/2"
180-104G-D	3/4"
WITH CHECK VALVE	
180-103G-D-C	1/2"
180-104G-D-C	3/4"

- Dezincification Resistant Brass Alloy
- Variable Temperature Set Point with Protective Cap
- Modulates Flow to Maintain Constant Temperature in Recirculation Loop
- No Balancing Equipment Required
- Drywell with Temperature Gauge Included
- 1/2" NPT Temperature Port (Factory Plugged)
- Optional Check Valve
- Thermal Disinfection Bypass (160°F)
- 100% Made in Italy
- NSF 61 & NSF 372 Certified
- Wetted Surfaces Contain Less than .25% Lead Content
- Accessories Available



OPTIONAL CHECK VALVE



TB-150G

RecircSetter™ | Thermostatic Balancing, Variable Set Point, Optional Check Valve, Actuated Thermal Disinfection, 150 CWP

PART NUMBER	SIZE
180-103G-A	1/2"
180-104G-A	3/4"
WITH CHECK VALVE	
180-103G-A-C	1/2"
180-104G-A-C	3/4"

- Dezincification Resistant Brass Alloy
- Variable Temperature Set Point with Protective Cap
- Modulates Flow to Maintain Constant Temperature in Recirculation Loop
- No Balancing Equipment Required
- Drywell with Temperature Gauge Included
- 1/2" NPT Temperature Port (Factory Plugged)
- Optional Check Valve
- Actuated Thermal Disinfection for use with BMS
- 100% Made in Italy
- NSF 61 & NSF 372 Certified
- Wetted Surfaces Contain Less than .25% Lead Content
- Accessories Available



OPTIONAL CHECK VALVE



TB-110G

RecircSetter™ | Thermostatic Balancing, Variable Set Point, 150 CWP

PART NUMBER	SIZE
180-005G	1"
180-006G	1-1/4"

- Dezincification Resistant Brass Alloy
- Variable Temperature Set Point with Protective Cap
- Modulates Flow to Maintain Constant Temperature in Recirculation Loop
- No Balancing Equipment Required
- Drywell with Temperature Gauge Comes Standard
- Thermal Detection Bypass (160°F)
- 100% Made in Italy
- NSF 61 & NSF 372 Certified
- Wetted Surfaces Contain Less than .25% Lead Content





TB-120MG

RecircSetter™ | Thermostatic Balancing, Variable Set Point, Dual Isolation, 150 CWP

PART NUMBER	SIZE
180-103MG-B-I	1/2"
180-104MG-B-I	3/4"

- Dezincification Resistant Brass Alloy
- Variable Temperature Set Point with Protective Cap
- Modulates Flow to Maintain Constant Temperature in Recirculation Loop
- No Balancing Equipment Required
- Drywell with Temperature Gauge Included
- 1/2" NPT Temperature Port (Factory Plugged)
- Equipped with Dual Isolation Ball Valves
- Union Connection on Ball Valves
- Integrated Check Valve in Downstream Isolation Valve
- 100% Made in Italy
- NSF 61 & NSF 372 Certified
- Wetted Surfaces Contain Less than .25% Lead Content
- Accessories Available



TB-130MG

RecircSetter™ | Thermostatic Balancing, Variable Set Point, Dual Isolation, Thermal Disinfection, 150 CWP


PART NUMBER	SIZE
180-103MG-D-I	1/2"
180-104MG-D-I	3/4"

- Dezincification Resistant Brass Alloy
- Variable Temperature Set Point with Protective Cap
- Modulates Flow to Maintain Constant Temperature in Recirculation Loop
- No Balancing Equipment Required
- Drywell with Temperature Gauge Included
- 1/2" NPT Temperature Port (Factory Plugged)
- Equipped with Dual Isolation Ball Valves
- Union Connection on Ball Valves
- Integrated Check Valve in Downstream Isolation Valve
- Thermal Disinfection Bypass (160°F)
- 100% Made in Italy
- NSF 61 & NSF 372 Certified
- Wetted Surfaces Contain Less than .25% Lead Content
- Accessories Available





INTEGRATED CHECK VALVE



DUAL ISOLATION ASSEMBLY



HANDWHEEL WITH PRESET TEMPERATURE

TB-150MG



TB-150MG

RecircSetter™ | Thermostatic Balancing, Variable Set Point, Dual Isolation, Actuated Thermal Disinfection, 150 CWP

PART NUMBER	SIZE
180-103MG-A-I	1/2"
180-104MG-A-I	3/4"

- Dezincification Resistant Brass Alloy
- Variable Temperature Set Point with Protective Cap
- Modulates Flow to Maintain Constant Temperature in Recirculation Loop
- No Balancing Equipment Required
- Drywell with Temperature Gauge Included
- 1/2" NPT Temperature Port (Factory Plugged)
- Equipped with Dual Isolation Ball Valves
- Union Connection on Ball Valves
- Integrated Check Valve in Downstream Isolation Valve
- Actuated Thermal Disinfection for use with BMS
- 100% Made in Italy
- NSF 61 & NSF 372 Certified
- Wetted Surfaces Contain Less than .25% Lead Content
- Accessories Available





TB-120MFG

RecircSetter™ | Thermostatic Balancing, Variable Set Point, Dual Isolation, Integrated Filter Ball® Strainer, 150 CWP

PART NUMBER	SIZE
180-103MFG-B-I	1/2"
180-104MFG-B-I	3/4"

- Dezincification Resistant Brass Alloy
- Variable Temperature Set Point with Protective Cap
- Modulates Flow to Maintain Constant Temperature in Recirculation Loop
- No Balancing Equipment Required
- Drywell with Temperature Gauge Included
- 1/2" NPT Temperature Port (Factory Plugged)
- Equipped with Dual Isolation Ball Valve and Filter Ball® Strainer
- Union Connection on Ball Valve
- Integrated Check Valve in Downstream Isolation Valve
- 100% Made in Italy
- NSF 61 & NSF 372 Certified
- Wetted Surfaces Contain Less Than .25% Lead Content
- Accessories Available



TB-130MFG

RecircSetter™ | Thermostatic Balancing, Variable Set Point, Dual Isolation, Integrated Filter Ball® Strainer, Thermal Disinfection, 150 CWP

PART NUMBER	SIZE
180-103MFG-D-I	1/2"
180-104MFG-D-I	3/4"

- Dezincification Resistant Brass Alloy
- Variable Temperature Set Point with Protective Cap
- Modulates Flow to Maintain Constant Temperature in Recirculation Loop
- No Balancing Equipment Required
- Drywell with Temperature Gauge Included
- 1/2" NPT Temperature Port (Factory Plugged)
- Equipped with Dual Isolation Ball Valve and Filter Ball® Strainer
- Union Connection on Ball Valve
- Integrated Check Valve in Downstream Isolation Valve
- Thermal Disinfection Bypass (160°F)
- 100% Made in Italy
- NSF 61 & NSF 372 Certified
- Wetted Surfaces Contain Less Than .25% Lead Content
- Accessories Available





TB-150MFG

RecircSetter™ | Thermostatic Balancing, Variable Set Point, Dual Isolation, Integrated Filter Ball® Strainer, Actuated Thermal Disinfection, 150 CWP



PART NUMBER	SIZE
180-103MFG-A-I	1/2"
180-104MFG-A-I	3/4"

- Dezincification Resistant Brass Alloy
- Variable Temperature Set Point with Protective Cap
- Modulates Flow to Maintain Constant Temperature in Recirculation Loop
- No Balancing Equipment Required
- Drywell with Temperature Gauge Included
- 1/2" NPT Temperature Port (Factory Plugged)
- Equipped with Dual Isolation Ball Valve and Filter Ball® Strainer
- Union Connection on Ball Valve
- Integrated Check Valve in Downstream Isolation Valve
- Actuated Thermal Disinfection for use with BMS
- 100% Made in Italy
- NSF 61 & NSF 372 Certified
- Wetted Surfaces Contain Less Than .25% Lead Content
- Accessories Available





Tail Piece Check Valve

RecircSetter™ | Fits any Model, Installed on Downstream

PART NUMBER	SIZE
180-503G	1/2"
180-504G	3/4"




Union Ball Valve

RecircSetter™ | Fits any MG/MFG Model, For Dual Isolation

PART NUMBER	SIZE
180-703G	1/2"
180-704G	3/4"

WITH INTEGRATED CHECK VALVE	
180-713G	1/2"
180-714G	3/4"



Filter Ball® Strainer

RecircSetter™ | Fits any MFG Model, Integrated 3-Way Strainer

PART NUMBER	SIZE
180-723G	1/2"
180-724G	3/4"



N.C. Thermoelectric Actuator 24V

RecircSetter™ | Fits any TB-150G/MG/MFG Model, Equipped with Limit Micro Switch and VA64 Ring Nut

PART NUMBER
180-893



Thermowell and Probe

RecircSetter™ | Fits any TB-150G/MG/MFG Model

PART NUMBER
180-TPW



Double Scale Thermometer

RecircSetter™ | Fits any Model, 32°F - 176°F


PART NUMBER
899-180





TBG - FNPT

Terminator B | Manual Balancing, Quarter-Turn, Fixed Orifice, Threaded Connection, Union End, Integrated Ball Valve, Memory Stop, PT Ports, 600 WOG



PART NUMBER	SIZE
TBG-AFF	1/2"
TBG-BFF	3/4"

- Dezincification Resistant Brass Alloy
- +/- 2% Accuracy
- Positive Shut-Off
- Triple Sealing Stem with 2 FKM O-Rings and Teflon Seal
- Blow-Out Proof Stem
- Patented Removable Venturi
- Two Pressure Test Ports
- Additional Accessory Tap
- 100% Leak Tested
- 100% Made in Italy
- NSF 61-8 & NSF 372 Certified
- Wetted Surfaces Contain Less than .25% Lead Content
- Leakproof Stem - Lifetime Warranty



TGG - FNPT

Terminator G | Manual Balancing, Multi-Turn Globe, Y-Pattern, Variable Orifice, Threaded Connection, Memory Stop, PT Ports, 300 WOG



PART NUMBER	SIZE	CARTON	WEIGHT
TGG-AFF	1/2"	15	24
TGG-BFF	3/4"	15	24
TGG-CFF	1"	16	31
TGG-DFE	1-1/4"	15	24
TGG-EFF	1-1/2"	15	24
TGG-FFF	2"	15	24

- Dezincification Resistant Brass Alloy
- +/- 5% Accuracy
- Positive Shut-Off
- Two Pressure Test Ports
- Multi-Turn, 360° Handwheel with Vernier Scale and Digital Readouts
- Precise Flow Measurement and Flow Balancing
- 100% Leak Tested
- Lead Free Compliant to NSF 372
- Wetted Surfaces Contain Less than .25% Lead Content



TGG - SWT

Terminator G | Manual Balancing, Multi-Turn Globe, Y-Pattern, Variable Orifice, Solder Connection, Memory Stop, PT Ports, 300 WOG



PART NUMBER	SIZE	CARTON	WEIGHT
TGG-ACC	1/2"	15	24
TGG-BCC	3/4"	15	24
TGG-CCC	1"	15	24
TGG-DCC	1-1/4"	12	26
TGG-ECC	1-1/2"	15	24
TGG-FCC	2"	15	24

- Dezincification Resistant Brass Alloy
- +/- 5% Accuracy
- Positive Shut-Off
- Two Pressure Test Ports
- Multi-Turn, 360° Handwheel with Vernier Scale and Digital Readouts
- Precise Flow Measurement and Flow Balancing
- 100% Leak Tested
- Lead Free Compliant to NSF 372
- Wetted Surfaces Contain Less than .25% Lead Content



TGG - Press

Terminator G | Manual Balancing, Multi-Turn Globe, Y-Pattern, Variable Orifice, Press Connection, Memory Stop, PT Ports, 200 WOG

✓ LEAD FREE

PART NUMBER	SIZE
TGG-APP	1/2"
TGG-BPP	3/4"
TGG-CPP	1"
TGG-DPP	1-1/4"
TGG-EPP	1-1/2"
TGG-FPP	2"

- Lead Free Dezincification Brass
- "Y" Pattern Globe Style Design
- Multi-Turn, 360° Handwheel with Vernier Scale and Digital Readouts
- Offsetting Pressure/Temperature Ports
- Positive Shutoff
- Built-In Memory Stop
- Precise Flow Measurement and Flow Balancing
- Lead Free Compliant to NSF 372
- Wetted Surfaces Contain Less than .25% Lead Content



TAF

Automatic Balancing, Threaded Connection, Union End, Flow Limiter, PT Ports, 600 WOG

✓ LEAD FREE

PART NUMBER	SIZE
TAF-AFF	1/2"
TAF-BFF	3/4"
TAF-CFF	1"

- Dezincification Resistant Brass Alloy
- +/-5% Accuracy
- Two Pressure Test Ports
- Stainless Steel Cartridge
- Design Flow Rate of 0.5 GPM; Other Flow Rates Available Upon Request
- Single Reduction Available Upon Request
- 100% Leak Tested
- Wetted Surfaces Contain Less than .25% Lead Content



TRAA-BFF-Q


Automatic Balancing, Fixed Venturi, Threaded Connection with Drain, Memory Stop, 400 WOG



✓ CERTIFIED LEAD FREE

PART NUMBER	SIZE
TRAA-BFF-Q	3/4"

- Dezincification Resistant Brass Alloy
- Cartridge Type Balancing Valve
- Equipped with Isolation Valve with Integrated Drain, and Inline Check Valve
- Patented Ball in Drain for Quarter-Turn Draining
- Design Flow Rate is 0.5 GPM; Other Flow Rates Available Upon Request
- 100% Pressure Tested
- 100% Made in Italy
- Wetted Surfaces Contain Less than .25% Lead Content





TRAB-BFF-Q

Manual Balancing, Fixed Venturi, Threaded Connection with Drain, 600 WOG



PART NUMBER	SIZE
TRAB-BFF-Q	3/4"

- Dezincification Resistant Brass Alloy
- Venturi Type Balancing Valve
- Equipped with Isolation Valve with Integrated Drain, and Inline Check Valve
- Patented Ball in Drain Quarter-Turn Draining
- Design Flow Rate is 0.4 – 2 GPM; Other Flow Rates Available Upon Request
- 100% Pressure Tested
- 100% Made in Italy
- Wetted Surfaces Contain Less than .25% Lead Content






TB - FNPT

Terminator B | Manual Balancing, Quarter-Turn, Fixed Orifice, Threaded Connection, Union End, Integrated Ball Valve, Memory Stop, PT Ports, 600 WOG

PART NUMBER	SIZE
TB-AFF	1/2"
TB-BFF	3/4"
TB-CFF	1"
TB-DFF	1-1/4"
TB-EFF	1-1/2"
TB-FFF	2"

- +/- 2% Accuracy
- Positive Shut-Off
- Triple Sealing Stem with 2 Viton® O-Rings and Teflon Seal
- Blow-Out Proof Stem
- Patented Removable Venturi
- Two Pressure Test Ports
- Additional Accessory Tap
- Location Tag Available Upon Request
- 100% Leak Tested
- 100% Made in Italy
- Leakproof Stem - Lifetime Warranty




TB - SWT

Terminator B | Manual Balancing, Quarter-Turn, Fixed Orifice, Solder Connection, Union End, Integrated Ball Valve, Memory Stop, PT Ports, 600 WOG

PART NUMBER	SIZE
TB-ACC	1/2"
TB-BCC	3/4"
TB-CCC	1"
TB-DCC	1-1/4"
TB-ECC	1-1/2"
TB-FCC	2"

- +/- 2% Accuracy
- Positive Shut-Off
- Triple Sealing Stem with 2 Viton® O-Rings and Teflon Seal
- Blow-Out Proof Stem
- Patented Removable Venturi
- Two Pressure Test Ports
- Additional Accessory Tap
- Location Tag Available Upon Request
- 100% Leak Tested
- 100% Made in Italy
- Leakproof Stem - Lifetime Warranty



TG - FNPT

Terminator G | Manual Balancing, Multi-Turn Globe, Y-Pattern, Variable Orifice, Threaded Connection, Memory Stop, PT Ports, 300 WOG

PART NUMBER	SIZE	CARTON	WEIGHT
TG-AFF	1/2"	15	24
TG-BFF	3/4"	15	24
TG-CFF	1"	16	31
TG-DFF	1-1/4"	15	24
TG-EFF	1-1/2"	15	24
TG-FFF	2"	15	24

- +/- 5% Accuracy
- Positive Shut-Off
- Integral Metering Orifice Plate
- Two Pressure Test Ports
- Multi-Turn, 360° Handwheel with Vernier Scale and Digital Readouts
- Precise Flow Measurement and Flow Balancing
- 100% Leak Tested
- Conforms to BS 7350





TG - SWT

Terminator G | Manual Balancing, Multi-Turn Globe, Y-Pattern, Variable Orifice, Solder Connection, Memory Stop, PT Ports, 300 WOG



PART NUMBER	SIZE	CARTON	WEIGHT
TG-ACC	1/2"	15	24
TG-BCC	3/4"	15	24
TG-CCC	1"	15	24
TG-DCC	1-1/4"	12	26
TG-ECC	1-1/2"	15	24
TG-FCC	2"	15	24

- +/- 5% Accuracy
- Positive Shut-Off
- Integral Metering Orifice Plate
- Two Pressure Test Ports
- Multi-Turn, 360° Handwheel with Vernier Scale and Digital Readouts
- Precise Flow Measurement and Flow Balancing
- 100% Leak Tested
- Conforms to BS 7350



TG - Flanged

Terminator G | Manual Balancing, Multi-Turn Globe Valve, Y-Pattern, Variable Orifice, Flanged Connection, Memory Stop, PT Ports, 230 WOG



PART NUMBER	SIZE
TG-GFF	2-1/2"
TG-HFF	3"
TG-IFF	4"
TG-KFF	6"
TG-LFF	8"
TG-MFF	10"
TG-NFF	12"

- +/- 5% Accuracy
- Positive Shut-Off
- Two Pressure Test Ports
- Precise Flow Management and Flow Balancing
- ANSI Class 150
- EN-558-1 Series 1
- Flange: ANSI B16.5
- Face-to-Face: DIN 3202-1/F1
- Conforms to BS 7350



TG - Grooved

Terminator G | Manual Balancing, Multi-Turn Globe Valve, Y-Pattern, Variable Orifice, Grooved Connection, Memory Stop, PT Ports, 230 WOG



PART NUMBER	SIZE
TG-GGG	2-1/2"
TG-HGG	3"
TG-IGG	4"
TG-KGG	6"
TG-LGG	8"
TG-MGG	10"
TG-NGG	12"

- +/- 5% Accuracy
- Positive Shut-Off
- Two Pressure Test Ports
- Multi-Turn, 360° Handwheel with Vernier Scale and Digital Readouts
- Precise Flow Measurement and Flow Balancing



BFV-Lug

Lug Style, Epoxy-Coated Ductile Iron Body, Stainless Steel Disc



PART NUMBER	SIZE	WEIGHT
600-02DS_L	2"	9.7
600-212DS_L	2-1/2"	11.02
600-03DS_L	3"	12.13
600-04DS_L	4"	18.3
600-05DS_L	5"	24.14
600-06DS_L	6"	26.14
600-08DS_B	8"	41.6
600-10DS_G	10"	77.16
600-12DS_G	12"	111.55
600-14DS_G	14"	154.32
600-16DS_G	16"	264.55
600-18DS_G	18"	326.28
600-20DS_G	20"	473.99
600-24DS_G	24"	650.36
600-30DS_G	30"	939.17
600-36DS_G	36"	1604.96

SEAT MATERIAL MUST BE INDICATED IN PART NUMBER WHEN ORDERING: (E) NSF EPDM, (B) BUNA-N, (P) PTFE, (V) VITON®, (C) NON-NSF EPDM

2" - 6" INCLUDE (L) LEVER HANDLE; 8" INCLUDES (B) BARE STEM WITH OPERATOR SOLD SEPARATELY; 10" - 36" INCLUDE (G) GEAR OPERATOR.

- Epoxy-Coated Finish
- NSF EPDM, PTFE, Buna-N, Viton®, or non-NSF EPDM Seats Available
- Square Stem for Direct Mount
- Ideal for Mounting Pneumatic and Electrical Actuators
- Easily Accepts Actuator with ISO 5211 Mounting Flange
- Seat-to-Flange Seal Eliminates Need for Flange Gaskets
- Designed for Commercial, Industrial and Potable Water Applications up to 225 PSI
- Bidirectional for Dead End Service
- NSF 61 & NSF 372 Certified: 2" - 24" (NSF EPDM Seat Only)
- Meets API 609 & MSS SP-67
- Wetted Surfaces Contain Less than .25% Lead Content



BFV-Wafer

Wafer Style, Epoxy-Coated Ductile Iron Body, Stainless Steel Disc



PART NUMBER	SIZE	WEIGHT
900-02DS_L	2"	7.71
900-212DS_L	2-1/2"	9.7
900-03DS_L	3"	10.36
900-04DS_L	4"	12.78
900-05DS_L	5"	17.2
900-06DS_L	6"	19.4
900-08DS_B	8"	33.22
900-10DS_G	10"	64.48
900-12DS_GV	12"	88.18
900-14DS_G	14"	116.84
900-16DS_G	16"	200.62
900-18DS_G	18"	220.46
900-20DS_G	20"	326.28
900-24DS_G	24"	518.09

SEAT MATERIAL MUST BE INDICATED IN PART NUMBER WHEN ORDERING: (E) EPDM, (B) BUNA-N, (P) PTFE, (V) VITON®.

2" - 6" INCLUDE (L) LEVER HANDLE; 8" INCLUDES (B) BARE STEM WITH OPERATOR SOLD SEPARATELY; 10" - 24" INCLUDE (G) GEAR OPERATOR.

- Epoxy-Coated Finish
- EPDM, PTFE, Buna-N, or Viton® Seats Available
- Square Stem for Direct Mount
- Ideal for Mounting Pneumatic and Electrical Actuators
- Easily Accepts Actuator with ISO 5211 Mounting Flange
- Seat-to-Flange Seal Eliminates Need for Flange Gaskets
- Designed for Commercial, Industrial and Potable Water Applications up to 225 PSI
- NSF 61 & NSF 372 Certified: 2" - 24" (EPDM Seat Only)
- Meets API 609 & MSS SP-67
- Wetted Surfaces Contain Less than .25% Lead Content



Lever Handle

Fits Resilient Seated Butterfly Valves, Ten Position, Lockable

PART NUMBER	SIZE
BLH2-3	2" - 3"
BLH4	4"
BLH5-6	5", 6"
BLH8	8"

- Ships Standard with BFV Sizes 2" - 6"
- Can be Equipped to any BFV



Gear Operator

Fits Resilient Seated Butterfly Valves

PART NUMBER	SIZE
BGO2-3	2" - 3"
BGO4	4"
BGO5-6	5" - 6"
BGO8	8"
BGO10	10"
BGO12-14	12" - 14"
BGO16-18	16" - 18"
BGO20	20"
BGO24	24"
BGO30	30"
BGO36	36"

- Ships Standard with BFV Sizes 10" - 36"
- Can be Equipped to any BFV





HPBFV Carbon Steel Class 150


Lug Style, Carbon Steel Body, Stainless Steel Disc and Stem, Lever Handle or Gear Operator, ANSI Class 150

PART NUMBER	SIZE	WEIGHT
600-02H1CS_L	2"	10.80
600-212H1CS_L	2-1/2"	12.80
600-03H1CS_L	3"	14.10
600-04H1CS_L	4"	21.80
600-05H1CS_L	5"	27.10
600-06H1CS_L	6"	34.80
600-02H1CS_G	2"	17.00
600-212H1CS_G	2-1/2"	19.00
600-03H1CS_G	3"	20.40
600-04H1CS_G	4"	28.00
600-05H1CS_G	5"	33.30
600-06H1CS_G	6"	51.10
600-08H1CS_G	8"	62.70
600-10H1CS_G	10"	90.30
600-12H1CS_G	12"	135.50
600-14H1CSR	14"	-
600-16H1CSR	16"	-
600-18H1CSR	18"	-
600-20H1CSR	20"	-
600-24H1CSR	24"	-

SEAT MATERIAL MUST BE INDICATED IN PART NUMBER WHEN ORDERING: (R) RPTFE; (F) FIRE SAFE; (M) METAL.

2" - 6" INCLUDE (L) LEVER HANDLE; 8" - 24" INCLUDE (G) GEAR OPERATOR.

- Corrosion Resistant One-Piece Body
- RPTFE, Fire-Safe, or Metal Seats Available
- Bubble-Tight Shut-Off Design
- Durable One-Piece Stem
 - A564 Gr.630/17-4 PH® Materials
- ISO 5211 Mounting Pad
 - 2" - 12" = *Square Design*
 - 14" - 24" = *Keyed Design*
- Dual Offset Disc Design
- Internal Stop to Prevent Disc Over-Travel
- Tight Gland Packing Flange to Prevent Uneven Load Distribution
- Bidirectional for Dead End Service
- 29 in-Hg Vacuum Rating



HPBFV Stainless Steel Class 150

Lug Style, Stainless Steel Body, Stainless Steel Disc and Stem, Lever Handle or Gear Operator, ANSI Class 150

PART NUMBER	SIZE	WEIGHT
600-02H1SS_L	2"	10.80
600-212H1SS_L	2-1/2"	12.80
600-03H1SS_L	3"	14.10
600-04H1SS_L	4"	21.80
600-05H1SS_L	5"	27.10
600-06H1SS_L	6"	34.80
600-02H1SS_G	2"	17.00
600-212H1SS_G	2-1/2"	19.00
600-03H1SS_G	3"	20.40
600-04H1SS_G	4"	28.00
600-05H1SS_G	5"	33.30
600-06H1SS_G	6"	51.10
600-08H1SS_G	8"	62.70
600-10H1SS_G	10"	90.30
600-12H1SS_G	12"	135.50
600-14H1SSRG	14"	-
600-16H1SSRG	16"	-
600-18H1SSRG	18"	-
600-20H1SSRG	20"	-
600-24H1SSRG	24"	-

SEAT MATERIAL MUST BE INDICATED IN PART NUMBER WHEN ORDERING: (R) RPTFE; (F) FIRE SAFE; (M) METAL.

2" - 6" INCLUDE (L) LEVER HANDLE; 8" - 24" INCLUDE (G) GEAR OPERATOR.

- Corrosion Resistant One-Piece Body
- RPTFE, Fire-Safe, or Metal Seats Available
- Bubble-Tight Shut-Off Design
- Durable One-Piece Stem
 - A564 Gr.630/17-4 PH® Materials
- ISO 5211 Mounting Pad
 - 2" - 12" = *Square Design*
 - 14" - 24" = *Keyed Design*
- Dual Offset Disc Design
- Internal Stop to Prevent Disc Over-Travel
- Tight Gland Packing Flange to Prevent Uneven Load Distribution
- NSF 61 & NSF 372 Certified
- Bidirectional for Dead End Service
- 29 in-Hg Vacuum Rating



HPBFV CARBON STEEL CLASS 300



ISO 5211 MOUNTING PIECE



DURABLE ONE PIECE STEM



DOUBLE OFFSET DISC DESIGN



HPBFV Carbon Steel Class 300

Lug Style, Carbon Steel Body, Stainless Steel Disc and Stem, Lever Handle or Gear Operator, ANSI Class 300



PART NUMBER	SIZE	WEIGHT
600-02H3CSRL	2"	10.6
600-212H3CSRL	2-1/2"	15.7
600-03H3CSRL	3"	16.1
600-04H3CSRL	4"	21.8
600-02H3CSRG	2"	15.2
600-0212H3CSRG	2-1/2"	19.8
600-03H3CSRG	3"	22.5
600-04H3CSRG	4"	28.0
600-05H3CSRG	5"	36.2
600-06H3CSRG	6"	57.5
600-08H3CSRG	8"	80.0
600-10H3CSRG	10"	109.6
600-12H3CSRG	12"	182.1

2" - 4" INCLUDE (L) LEVER HANDLE; 8" - 12" INCLUDE (G) GEAR OPERATOR.

- Corrosion Resistant One-Piece Body
- RPTFE Seat
- Bubble-Tight Shut-Off Design
- Durable One-Piece Stem
 - A564 Gr.630/17-4 PH® Materials
- ISO 5211 Mounting Pad
 - 2" - 12" = Square Design
- Dual Offset Disc Design
- Internal Stop to Prevent Disc Over-Travel
- Tight Gland Packing Flange to Prevent Uneven Load Distribution
- Bidirectional for Dead End Service
- 29 in-Hg Vacuum Rating





HPBFV Stainless Steel Class 300

Lug Style, Stainless Steel Body, Stainless Steel Disc and Stem, Lever Handle or Gear Operator, ANSI Class 300

PART NUMBER	SIZE	WEIGHT
600-02H3SSRL	2"	10.6
600-212H3SSRL	2-1/2"	15.7
600-03H3SSRL	3"	16.1
600-04H3SSRL	4"	21.8
600-02H3SSRG	2"	10.6
600-212H3SSRG	2-1/2"	15.7
600-03H3SSRG	3"	16.1
600-04H3SSRG	4"	21.8
600-05H3SSRG	5"	36.2
600-06H3SSRG	6"	57.5
600-08H3SSRG	8"	80.0
600-10H3SSRG	10"	109.6
600-12H3SSRG	12"	182.1

2" - 4" INCLUDE (L) LEVER HANDLE; 8" - 12" INCLUDE (G) GEAR OPERATOR.

- Corrosion Resistant One-Piece Body
- RPTFE Seat
- Bubble-Tight Shut-Off Design
- Durable One-Piece Stem
- A564 Gr.630/17-4 PH® Materials
- ISO 5211 Mounting Pad
- 2" - 12" = Square Design
- Dual Offset Disc Design
- Internal Stop to Prevent Disc Over-Travel
- Tight Gland Packing Flange to Prevent Uneven Load Distribution
- NSF 61 & NSF 372 Certified
- Bidirectional for Dead End Service
- 29 in-Hg Vacuum Rating



HPBFV Lever Handle

Fits High Performance Butterfly Valves, Ten Position, Lockable

PART NUMBER	SIZE
HPBFV CLASS 150	
HPLH2	2"
HPLH2.5-5	2-1/2", 3", 4", 5"
HPLH6	6"
HPBFV CLASS 300	
HPLH2	2"
HPLH2.5-5	2-1/2", 3", 4"

- Ships Standard with HPBFV Sizes 2"-4"
- Can be Equipped to any HPBFV
- Ergonomic Grip Design




HPBFV Lever Handle

Fits High Performance Butterfly Valves, Stainless Steel, Ten Position, Lockable

PART NUMBER	SIZE
HPBFV CLASS 150	
HPLH2SS	2"
HPLH2.5-5SS	2-1/2", 3", 4", 5"
HPLH6SS	6"
HPBFV CLASS 300	
HPLH2SS	2"
HPLH2.5-5SS	2-1/2", 3", 4"

- Can be Equipped to any HPBFV
- Ergonomic Grip Design





HPBFV Gear Operator

Fits High Performance Butterfly Valves

PART NUMBER	SIZE
HPBFV CLASS 150	
HPBGO2	2"
HPLH2.5-5	2.5" - 5"
HPBGO6-8	6" - 8"
HPBGO10	10"
HPBGO12	12"
HPBGO14	14"
HPBGO16	16"
HPBFV CLASS 300	
HPBGO2	2"
HPBGO2.5-5	2.5" - 5"
HPBGO6-8	6"
HPBGO10	8" - 10"
HPBGO12	12"

- Ships Standard with HPBFV Sizes 8" - 12"
- Can be Equipped to any HPBFV





GATES, CHECKS, & STRAINERS



T-351G

Rising Stem, Solid Wedge, Threaded Connection, 300 CWP



PART NUMBER	SIZE	CASE	CARTON	WEIGHT
103-353G	1/2"	6	84	30
103-354G	3/4"	5	50	26
103-355G	1"	5	40	32
103-356G	1-1/4"	4	32	35
103-357G	1-1/2"	4	16	24
103-358G	2"	3	12	29

- Dezincification Resistant Bronze
- Solid Wedge Gate with Rising Stem
- Truesdail Certified - NSF/ANSI/CAN 61 & NSF 372
- Wetted Surfaces Contain Less than .25% Lead Content



S-351G

Rising Stem, Solid Wedge, Solder Connection, 300 CWP



PART NUMBER	SIZE	CASE	CARTON	WEIGHT
103-453G	1/2"	6	84	27
103-454G	3/4"	5	50	24
103-455G	1"	5	40	30
103-456G	1-1/4"	4	32	33
103-457G	1-1/2"	4	16	23
103-458G	2"	3	12	28

- Dezincification Resistant Bronze
- Solid Wedge Gate with Rising Stem
- Truesdail Certified - NSF/ANSI/CAN 61 & NSF 372
- Wetted Surfaces Contain Less than .25% Lead Content





T-301G

Non-Rising Stem, Solid Wedge, Threaded Connection, 200 WOG

PART NUMBER	SIZE	CASE	CARTON	WEIGHT
103-303G	1/2"	120	10	72
103-304G	3/4"	90	10	77
103-305G	1"	40	5	48
103-306G	1-1/4"	40	5	74
103-307G	1-1/2"	32	4	72
103-308G	2"	20	2	57

- Dezincification Resistant Brass Alloy
- Solid Wedge Gate with Non-Rising Stem
- Truesdail Certified - NSF/ANSI/CAN 61 & NSF 372
- Wetted Surfaces Contain Less than .25% Lead Content



S-301G

Non-Rising Stem, Solid Wedge, Solder Connection, 200 WOG

PART NUMBER	SIZE	CASE	CARTON	WEIGHT
103-403G	1/2"	120	10	72
103-404G	3/4"	90	10	77
103-405G	1"	40	5	48
103-406G	1-1/4"	40	5	74
103-407G	1-1/2"	32	4	72
103-408G	2"	20	2	68

- Dezincification Resistant Brass Alloy
- Solid Wedge Gate with Non-Rising Stem
- Truesdail Certified - NSF/ANSI/CAN 61 & NSF 372
- Wetted Surfaces Contain Less than .25% Lead Content





T-301

Non-Rising Stem, Solid Wedge, Threaded Connection, 200 WOG

PART NUMBER	SIZE	CASE	CARTON	WEIGHT
103-301	1/4"	120	10	58
103-302	3/8"	120	10	68
103-303	1/2"	120	10	48
103-304	3/4"	90	10	77
103-305	1"	60	5	48
103-306	1-1/4"	40	5	74
103-307	1-1/2"	32	4	54
103-308	2"	20	2	54
103-309	2-1/2"	12	2	88
103-310	3"	8	1	81
103-311	4"	2	1	27

- Solid Wedge Gate with Non-Rising Stem
- Residential and Commercial Applications



S-301

Non-Rising Stem, Solid Wedge, Solder Connection, 200 WOG

PART NUMBER	SIZE	CASE	CARTON	WEIGHT
103-403	1/2"	120	10	72
103-404	3/4"	90	10	77
103-405	1"	60	5	72
103-406	1-1/4"	40	5	74
103-407	1-1/2"	32	4	72
103-408	2"	20	2	68
103-409	2-1/2"	12	2	88
103-410	3"	8	1	81

- Solid Wedge Gate with Non-Rising Stem
- Residential and Commercial Applications





F-351

Non-Rising Stem, Solid Wedge, Bolted Bonnet, Class 125

PART NUMBER	SIZE	CASE	CARTON	WEIGHT
103-525	2-1/2"	1	1	44
103-503	3"	1	1	55
103-504	4"	1	1	99
103-506	6"	1	1	183
103-508	8"	1	1	249

- Solid Wedge with Non-Rising Stem
- Handwheel Operated
- Bonnet & Disc
- Lead Free Bronze Seat Ring
- Pressure Rating: Class 125
- Conforms to MSS SP-70
- Flange: ASME B16.1
- Face-to-Face: ANSI/ASME B16.10
- Lead Free Compliant

LEAD FREE



F-361

Rising Stem, Solid Wedge, Bolted Bonnet, OS&Y, Class 125

PART NUMBER	SIZE	CASE	CARTON	WEIGHT
103-625	2-1/2"	1	1	48
103-603	3"	1	1	59
103-604	4"	1	1	105
103-606	6"	1	1	194
103-608	8"	1	1	272
103-610	10"	1	1	438
103-612	12"	1	1	608

- Solid Wedge with Rising Stem
- Handwheel Operated
- Bonnet & Disc
- Lead Free Bronze Seat Ring
- Pressure Rating: Class 125
- Conforms to MSS SP-70
- Flange: ASME B16.1
- Face-to-Face: ANSI/ASME B16.10
- Lead Free Compliant

LEAD FREE





T-511G

Swing, Y-Pattern, Threaded Connection, 300 WOG, Class 150

PART NUMBER	SIZE	CASE	CARTON	WEIGHT
105-303G	1/2"	60	10	34
105-304G	3/4"	40	10	36
105-305G	1"	30	10	40
105-306G	1-1/4"	20	5	39
105-307G	1-1/2"	16	4	41
105-308G	2"	8	2	32

- Dezincification Resistant Bronze
- Can be Installed in Vertical or Horizontal Positions
- Residential and Commercial Applications
- Truesdail Certified - NSF/ANSI/CAN 61 & NSF 372
- Wetted Surfaces Contain Less than .25% Lead Content



S-511G

Swing, Y-Pattern, Solder Connection, 300 WOG, Class 150

PART NUMBER	SIZE	CASE	CARTON	WEIGHT
105-403G	1/2"	60	10	31
105-404G	3/4"	40	10	36
105-405G	1"	30	10	41
105-406G	1-1/4"	20	5	41
105-407G	1-1/2"	16	4	41
105-408G	2"	8	2	34

- Dezincification Resistant Bronze
- Can be Installed in Vertical or Horizontal Positions
- Residential and Commercial Applications
- Truesdail Certified - NSF/ANSI/CAN 61 & NSF 372
- Wetted Surfaces Contain Less than .25% Lead Content



P-511G

Swing, Y-Pattern, Press Connection, 300 WOG, Class 150

PART NUMBER	SIZE	CASE	CARTON	WEIGHT
105-553G	1/2"	48	6	36
105-554G	3/4"	32	4	38
105-555G	1"	24	4	40
105-556G	1-1/4"	16	4	38
105-557G	1-1/2"	12	1	43
105-558G	2"	6	1	32

- Dezincification Resistant Bronze
- Can be Installed in Vertical or Horizontal Positions
- Residential and Commercial Applications
- Wetted Surfaces Contain Less than .25% Lead Content





T-521G

Inline, Threaded Connection, 300 WOG, Class 150

PART NUMBER	SIZE	CASE	CARTON	WEIGHT
105-603G	1/2"	100	25	33
105-604G	3/4"	128	16	52
105-605G	1"	96	12	62
105-606G	1-1/4"	36	9	39
105-607G	1-1/2"	32	8	38
105-608G	2"	16	4	36

- Dezincification Resistant Brass Alloy
- Forged Lead Free Brass Body
- Can be Installed in Vertical or Horizontal Positions
- Bubble-Tight Teflon Seal
- IAPMO Certified - NSF 61 & NSF 372
- Wetted Surfaces Contain Less than .25% Lead Content



S-521G

Inline, Solder Connection, 300 WOG, Class 150

PART NUMBER	SIZE	CASE	CARTON	WEIGHT
105-613G	1/2"	100	25	33
105-614G	3/4"	128	16	54
105-615G	1"	96	12	60
105-616G	1-1/4"	48	6	52
105-617G	1-1/2"	32	4	40
105-618G	2"	16	2	42

- Dezincification Resistant Brass Alloy
- Forged Lead Free Brass Body
- Can be Installed in Vertical or Horizontal Positions
- Bubble-Tight Teflon Seal
- IAPMO Certified - NSF 61 & NSF 372
- Wetted Surfaces Contain Less than .25% Lead Content



T-521G Mx F

Inline, MIP x FIP Connection, 300 WOG, Class 150

PART NUMBER	SIZE	CASE	CARTON	WEIGHT
105-643G	1/2"	25	100	40
105-644G	3/4"	16	64	33
105-645G	1"	9	36	28
105-646G	1-1/4"	6	24	31
105-647G	1-1/2"	5	20	31
105-648G	2"	4	16	41

- Dezincification Resistant Brass Alloy
- Forged Lead Free Brass Body
- Can be Installed in Vertical or Horizontal Positions
- Bubble-Tight Teflon Seal
- IAPMO Certified - NSF 61 & NSF 372
- Wetted Surfaces Contain Less Than .25% Lead Content



P-521G

Inline, Press Connection, 300 WOG, Class 150

PART NUMBER	SIZE	CASE	CARTON	WEIGHT
105-623G	1/2"	120	20	35
105-624G	3/4"	96	8	42
105-625G	1"	68	17	36
105-626G	1-1/4"	32	4	31
105-627G	1-1/2"	24	3	38
105-628G	2"	18	3	40

- Dezincification Resistant Brass Alloy
- Forged Lead Free Brass Body
- Can be Installed in Vertical or Horizontal Positions
- Bubble-Tight Teflon Seal
- IAPMO Certified - NSF 61 & NSF 372
- ASME B16.51
- Wetted Surfaces Contain Less than .25% Lead Content



LEAD FREE BRASS CHECK VALVES



E-521G

Inline, Expansion Pex Connection, 300 WOG, Class 150

PART NUMBER	SIZE	CASE	CARTON	WEIGHT
105-633G	1/2"	80	20	33
105-634G	3/4"	80	20	33
105-635G	1"	72	18	33

- Dezincification Resistant Brass Alloy
- Forged Lead Free Brass Body
- Can be Installed in Vertical or Horizontal Positions
- Bubble-Tight Teflon Seal
- IAPMO Certified - NSF 61 & NSF 372
- ASTM F1960
- Wetted Surfaces Contain Less than .25% Lead Content



T-501G

Horizontal Swing, Threaded Connection, 200 WOG, Class 125

PART NUMBER	SIZE	CASE	CARTON	WEIGHT
105-103G	1/2"	100	10	45
105-104G	3/4"	80	10	51
105-105G	1"	40	6	37
105-106G	1-1/4"	30	5	44
105-107G	1-1/2"	24	4	43
105-108G	2"	16	2	46
105-109G	2-1/2"	8	2	39
105-110G	3"	6	1	42
105-111G	4"	4	1	44

- Dezincification Resistant Brass Alloy
- Residential and Commercial Applications
- Truesdail Certified - NSF/ANSI/CAN 61 & NSF 372
- Wetted Surfaces Contain Less than .25% Lead Content



S-501G

Horizontal Swing, Solder Connection, 200 WOG, Class 125

PART NUMBER	SIZE	CASE	CARTON	WEIGHT
105-203G	1/2"	120	10	50
105-204G	3/4"	80	10	50
105-205G	1"	48	6	44
105-206G	1-1/4"	30	5	47
105-207G	1-1/2"	24	4	46
105-208G	2"	12	2	35
105-209G	2-1/2"	10	1	52
105-210G	3"	6	1	41

- Dezincification Resistant Brass Alloy
- Residential and Commercial Applications
- Truesdail Certified - NSF/ANSI/CAN 61 & NSF 372
- Wetted Surfaces Contain Less than .25% Lead Content





P-501G

Horizontal Swing, Press Connection, 200 WOG, Class 125



LEAD FREE

PART NUMBER	SIZE	CASE	CARTON	WEIGHT
105-003G	1/2"	160	10	68
105-004G	3/4"	120	10	77
105-005G	1"	60	5	51
105-006G	1-1/4"	40	5	45
105-007G	1-1/2"	30	5	53
105-008G	2"	24	2	62

- Dezincification Resistant Brass Alloy
- Residential and Commercial Applications
- One-Piece Body Design
- Heavy Pattern Cast Brass Construction
- EPDM O-Ring Seal
- Metal-to-Metal Disc Seal
- Truesdail Certified - NSF 61 & NSF 372
- Wetted Surfaces Contain Less than .25% Lead Content





T-511

Swing, Y-Pattern, Threaded Connection, 300 WOG, Class 150

PART NUMBER	SIZE	CASE	CARTON	WEIGHT
105-303	1/2"	60	10	62
105-304	3/4"	40	10	37
105-305	1"	30	10	40
105-306	1-1/4"	20	5	39
105-307	1-1/2"	16	4	43
105-308	2"	8	2	33
105-309	2-1/2"	6	1	55
105-310	3"	4	1	49

- Can be Installed in Vertical or Horizontal Positions
- Residential and Commercial Applications
- Buy American Act Compliant: 2-1/2" - 3"



S-511

Swing, Y-Pattern, Solder Connection, 300 WOG, Class 150

PART NUMBER	SIZE	CASE	CARTON	WEIGHT
105-403	1/2"	60	10	36
105-404	3/4"	40	10	35
105-405	1"	30	10	35
105-406	1-1/4"	20	5	44
105-407	1-1/2"	16	4	42
105-408	2"	8	2	34
105-409	2-1/2"	6	1	49
105-410	3"	4	1	47

- Can be Installed in Vertical or Horizontal Positions
- Residential and Commercial Applications
- Buy American Act Compliant: 2-1/2" - 3"



**T-501**

Horizontal Swing, Threaded Connection, 200 WOG

PART NUMBER	SIZE	CASE	CARTON	WEIGHT
105-103	1/2"	100	10	45
105-104	3/4"	80	10	50
105-105	1"	48	6	39
105-106	1-1/4"	30	5	44
105-107	1-1/2"	24	4	45
105-108	2"	16	2	44
105-109	2-1/2"	8	2	39
105-110	3"	6	1	42
105-111	4"	4	1	47

- Residential and Commercial Applications

**S-501**

Horizontal Swing, Solder Connection, 200 WOG

PART NUMBER	SIZE	CASE	CARTON	WEIGHT
105-203	1/2"	120	10	50
105-204	3/4"	80	10	50
105-205	1"	48	6	44
105-206	1-1/4"	30	5	47
105-207	1-1/2"	24	4	46
105-208	2"	12	2	35

- Residential and Commercial Applications

**T-550**

Stainless Steel, Swing, Threaded Connection, 200 WOG

PART NUMBER	SIZE	CASE	CARTON	WEIGHT
105-803	1/2"	66	1	71
105-804	3/4"	48	1	1
105-805	1"	30	1	1
105-806	1-1/4"	24	1	2
105-807	1-1/2"	14	1	3
105-808	2"	4	1	5

- One-Piece Body Design
- Heavy Pattern Body
- PTFE O-Ring Seal
- Metal-to-Metal Disc Seal





F-571

Horizontal Swing, Bolted Bonnet, Class 125

PART NUMBER	SIZE	CASE	CARTON	WEIGHT
105-725	2-1/2"	1	1	24
105-703	3"	1	1	44
105-704	4"	1	1	78
105-706	6"	1	1	152
105-708	8"	1	1	259
105-710	10"	1	1	417
105-712	12"	1	1	615

- Bonnet & Disc
- Lead Free Bronze Seat Ring
- Pressure Rating: Class 125
- Conforms to MSS SP-71
- Flange: ASME B16.1
- Face-to-Face: ANSI/ASME B16.10
- Lead Free Compliant

LEAD FREE



F-591

Wafer Style, Double Door, Aluminum Bronze Disc, Class 125

PART NUMBER	SIZE	CASE	CARTON	WEIGHT
105-925	2-1/2"	1	1	5
105-903	3"	1	1	8
105-904	4"	1	1	9
105-906	6"	1	1	20
105-908	8"	1	1	33
105-910	10"	1	1	56
105-912	12"	1	1	90

- Aluminum Bronze Disc
- Stainless Steel Stem
- Pressure Rating: Class 125
- Lead Free Compliant

LEAD FREE



F-592

Ductile Iron, Wafer Style, Dual-Plate, Stainless Steel Disc, Class 125


PART NUMBER	SIZE	CASE	CARTON	WEIGHT
105-525	2-1/2"	1	1	5
105-503	3"	1	1	7
105-504	4"	1	1	9
105-506	6"	1	1	21
105-508	8"	1	1	39
105-510	10"	1	1	66
105-512	12"	1	1	97

- Stainless Steel Disc
- Two Torsion Springs Activate Each Set of Valve Plates
- Quick-Close Action Prevents the Medium Flowing Back
- Easy Installation onto Either Vertical or Horizontal Pipeline


NSF



T-651G



FNPT PLUGGED CAP



304 STAINLESS STEEL MESH SCREEN



T-651G

Y-Strainer, Threaded Connection, 20 Stainless Steel Mesh, 150 WOG



NSF/ANSI/CAN 61 & 372

PART NUMBER	SIZE	CASE	CARTON	WEIGHT
106-303G	1/2"	48	12	34
106-304G	3/4"	32	8	39
106-305G	1"	16	8	30
106-306G	1-1/4"	12	6	34
106-307G	1-1/2"	12	2	44
106-308G	2"	8	2	48
106-309G	2-1/2"	4	1	40
106-310G	3"	4	1	30

- Dezincification Resistant Bronze
- Residential and Commercial Applications
- 1/2" - 3/4": 3/8" FNPT Plugged Cap
- 1" - 3": 1/2" FNPT Plugged Cap
- Truesdail Certified - NSF/ANSI/CAN 61 & NSF 372
- Wetted Surfaces Contain Less than .25% Lead Content



S-651G

Y-Strainer, Solder Connection, 20 Stainless Steel Mesh, 150 WOG



NSF/ANSI/CAN 61 & 372

PART NUMBER	SIZE	CASE	CARTON	WEIGHT
106-403G	1/2"	48	12	34
106-404G	3/4"	32	8	37
106-405G	1"	16	8	27
106-406G	1-1/4"	12	6	31
106-407G	1-1/2"	12	2	42
106-408G	2"	8	2	45

- Dezincification Resistant Bronze
- Residential and Commercial Applications
- 1/2" - 3/4" have 3/8" FNPT Plugged Cap
- 1" - 2" have 1/2" FNPT Plugged Cap
- Truesdail Certified - NSF/ANSI/CAN 61 & NSF 372
- Wetted Surfaces Contain Less than .25% Lead Content






P-651G

Y-Strainer, Press Connection, 20 Stainless Steel Mesh, 200 CWP



PART NUMBER	SIZE	CASE	CARTON	WEIGHT
106-553G	1/2"	48	8	42
106-554G	3/4"	32	4	46
106-555G	1"	20	2	44
106-556G	1-1/4"	12	1	40
106-557G	1-1/2"	12	1	52
106-558G	2"	6	1	42

- Dezincification Resistant Bronze
- Residential and Commercial Applications
- Flow Direction Indicator
- Wetted Surfaces Contain Less than .25% Lead Content





F-651

Y-Strainer, Bolted Bonnet, Stainless Steel Screen, Class 125

LEAD FREE

PART NUMBER	SIZE	CASE	CARTON	WEIGHT
106-625	2-1/2"	1	1	22
106-603	3"	1	1	28
106-604	4"	1	1	36
106-606	6"	1	1	73
106-608	8"	1	1	123
106-610	10"	1	1	291
106-612	12"	1	1	454

- Bolted Bonnet
- 1/4" NPT Test Plug Upstream and Downstream
- Flange: ASME B16.1





ACTUATION



AE Series

Electric Actuator, Double Acting, NEMA 4X, Manual Override



PART NUMBER	TORQUE	VOLTAGE	CYCLE TIME
120VAC			
AE-180-120-12	180	120	12
AE-350	350	120	13
AE-700	700	120	14
AE-880	880	120	21
AE-1400	1400	120	26
AE-2100	2125	120	26
AE-3100	3098	120	31
AE-4400	4425	120	31
AE-7000	7080	120	39
AE-9700	9735	120	39
120VAC - MODULATING			
AE-700M	700	120	14
AE-880M	880	120	21
AE-1400M	1400	120	26
AE-2100M	2125	120	26
AE-3100M	3098	120	31
AE-4400M	4425	120	31
AE-7000M	7080	120	39
AE-9700M	9735	120	39

PART NUMBER	TORQUE	VOLTAGE	CYCLE TIME
24VAC			
AE-180-24VAC	180	24	12
AE-700-24VAC	700	24	14
AE-880-24VAC	880	24	26
AE-1400-24VAC	1400	24	26
AE-2100-24VAC	2125	24	26
AE-3100-24VAC	3098	24	31
AE-4400-24VAC	4425	24	31
AE-7000-24VAC	7080	24	39
AE-9700-24VAC	9735	24	39
24VDC			
AE-180-24VDC	180	24	12
AE-350-24VDC	350	24	12
AE-700-24VDC	700	24	12
AE-880-24VDC	880	24	18
AE-1400-24VDC	1400	24	33
AE-2100-24VDC	2125	24	33
AE-3100-24VDC	3098	24	37
AE-4400-24VDC	4425	24	34
AE-7000-24VDC	7080	24	39
AE-9700-24VDC	9735	24	39

- Hard Anodized Aluminum Housing with External Powder Coating for Severe Duty Applications
- 90° Operation
- Enclosure: IP67 (NEMA 4, 4X)
- ISO 5211 Mounting Pad
- Worm Gearing, No Brake Required
- Standard Manual Override
- Torque Switches for Overload Protection (not including AE-180)
- Squirrel Cage Induction Motor
- Duty Cycle: 50%
- 4 Limit Switches (AE-180: QTY 2)
- Cable Entries: 3/4" NPT / M20 x 1.5
- 5W Internal Heater (AE-350 and larger)
- Terminal Block for Wiring Ease
- Position Indicator
- Standard Adjustable Travel Stops
- Temperature Range:
 - AE-180: -22°F to 140°F
 - AE-350 and larger: -4°F to 158°F

CSA applies to models AE-880, AE-1400, AE-2100, AE-3100, AE-4400, AE-7000, AE-9700 only:
 C22.2 No. 139-1982, 77-95, 100-04, UL429, UL2111, UL1004, 0-M91, 94.1-07, 94.2-07, 30-M1986, 25-1966, 1399-1982, 60529-05, 60079-0-07, 60079-1-07, ANSI/UL 429, 50E, 50, 1002, IEC 60529, 60079-0, 60079-1, and ANSI/UL 1203.



JV Series

Pneumatic Actuator, Rotary Rack, Pinion Design, Dual Travel Stops



DOUBLE ACTING/SPRING RETURN



WITH OPTIONAL SOLENOID VALVE

PART NUMBER	SQ	ISO	TORQUE			
			40 PSI	60 PSI	80 PSI	100 PSI
DOUBLE ACTING						
JV-50-DA	0.43	F03/05	90	135	180	225
JV-60-DA	0.55	F05/07	183	274	365	457
JV-70-DA	0.55	F05/07	284	426	567	7099
JV-80-DA	0.67	F05/07	416	625	833	1041
JV-90-DA	0.67	F05/07	585	878	1170	1483
JV-100-DA	0.87	F07/10	785	1177	1589	1961
JV-120-DA	0.87	F07/10	1351	2026	2702	3377
JV-140-DA	1.06	F10/12	1695	2542	3389	4236
JV-160-DA	1.06	F10/12	2767	4150	5533	6917
JV-190-DA	1.42	F14	4552	6827	9103	11379
JV-200-DA	1.42	F14	5719	8579	11438	14298
JV-240-DA	1.81	F16	1132	15197	20263	25329
JV-270-DA	1.81	F16	12709	19064	25418	31773
JV-300-DA	1.81	F16	17832	26747	35663	44579
PART NUMBER	SQ	ISO	TORQUE (80 PSI, 11 SPRINGS)			
			AIR START	SPRING END		
SPRING RETURN						
JV-50-SR	0.43	F03/05	109	71		
JV-60-SR	0.55	F05/07	221	144		
JV-70-SR	0.55	F05/07	344	223		
JV-80-SR	0.67	F05/07	505	328		
JV-90-SR	0.67	F05/07	709	461		
JV-100-SR	0.87	F07/10	951	618		
JV-120-SR	0.87	F07/10	1638	1064		
JV-140-SR	1.06	F10/12	2054	1335		
JV-160-SR	1.06	F10/12	3354	2179		
JV-190-SR	1.42	F14	5518	2585		
JV-200-SR	1.42	F14	6934	4504		
JV-240-SR	1.81	F16	12284	7979		
JV-270-SR	1.81	F16	15409	10009		
JV-300-SR	1.81	F16	21620	14043		

- Hard Anodized Extruded Aluminum Body Construction with Internal/External Corrosion Protection
- Blow-Out Proof Output Shaft
- Manufactured to Fully Conform to ISO5211 and DIN3337
- Manufactured with Silicone-Free Lubricants
- Precision-Honed Cylinder Surfaces for Longer Life and Low Coefficient of Friction
- Dual Rack and Piston Design with Multiple Bearings and Guides
- Precisely Machined Pistons and Pinions
- O-Ring Sealed to Prevent Outside Contamination
- Stainless Steel Fasteners
- Namur Interface Mounting of Solenoid Valves, Limit Switches, Positioners
- Standard Travel Stops
- Torque Range:
 - Double Acting: Up to 388,762 in/lb
 - Spring Return: Up to 257,836 in/lb



A101

Lead Free Brass, 2 Piece, Full Port, Threaded Connection, Stainless Steel Trim, ISO Mounting Pad, 600 WOG



PART NUMBER	SIZE
A101-12	1/2"
A101-34	3/4"
A101-1	1"
A101-114	1-1/4"
A101-112	1-1/2"
A101-2	2"

- Dezincification Resistant Brass Alloy
- ISO 5211 Direct Mounting Pad
- Square Valve Stem for Direct Mounting to any ISO Actuator
- Latch Lock May be Locked in Open or Closed Position
- Blow-Out Proof Stem
- 100% Leak Tested
- Wetted Surfaces Contain Less than .25% Lead Content



A-751T/L

Brass, 3-Way, Standard Port, T or L Port, Threaded Connection, ISO Mounting Pad, 400 WOG

PART NUMBER	PART NUMBER	SIZE
T-PORT	L-PORT	
A751T-14	A751L-14	1/4"
A751T-38	A751L-38	3/8"
A751T-12	A751L-12	1/2"
A751T-34	A751L-34	3/4"
A751T-1	A751L-1	1"
A751T-114	A751L-114	1-1/4"
A751T-112	A751L-112	1-1/2"
A751T-2	A751L-2	2"

- ISO 5211 Direct Mounting Pad
- Square Valve Stem for Direct Mounting to any ISO Actuator
- Four Seats Standard
- Blow-Out Proof Stem
- Ships with Lever Handle



Mounting Bracket

ISO 5211 Mounting Pad for Electric and Pneumatic Actuators



PART NUMBER	SIZE
A1B-A1C11	1/4" - 1/2"
A2B-A2C11	3/4"
A3B-A3C11	1", 1-1/4"
A4B-A4C14	1-1/2", 2"
FABRICATED	2-1/2" - 4"

- Compatible Models: T-100CG, S-100CG, JP-100G, T-100NE, S-100NE, T-100SSE, T-100SSS, T-100FMN, T-100UE, T-100STN






A1000

Stainless Steel, 3 Piece 4 Bolt, Swing Out Body, Full Port, Threaded Connection, ISO Mounting Pad, 1000 WOG

PART NUMBER	SIZE
A1000-14	1/4"
A1000-38	3/8"
A1000-12	1/2"
A1000-34	3/4"
A1000-1	1"
A1000-114	1-1/4"
A1000-112	1-1/2"
A1000-2	2"
A1000-212	2-1/2"
A1000-3	3"
A1000-4	4"

- Adjustable Stem Packing
- ISO 5211 Mounting Pad
- Blow-Out Proof Stem
- Wetted Surfaces Contain Less than .25% Lead Content



A1001

Stainless Steel, 2 Piece, Full Port, Threaded Connection, ISO Mounting Pad, 1000 WOG

PART NUMBER	SIZE
A1001-14	1/4"
A1001-38	3/8"
A1001-12	1/2"
A1001-34	3/4"
A1001-1	1"
A1001-114	1-1/4"
A1001-112	1-1/2"
A1001-2	2"

- Adjustable Stem Packing
- ISO 5211 Direct Mounting Pad
- Locking Device May be Locked in Open or Closed Position
- Blow-Out Proof Stem
- 100% Leak Tested
- Wetted Surfaces Contain Less than .25% Lead Content



A2020D

Stainless Steel, 2 Piece, Full Port, Flanged Connection, ISO Mounting Pad, Class 150

PART NUMBER	SIZE
A2020D-12	1/2"
A2020D-34	3/4"
A2020D-1	1"
A2020D-114	1-1/4"
A2020D-112	1-1/2"
A2020D-2	2"
A2020D-212	2-1/2"
A2020D-3	3"
A2020D-4	4"

- Locking Device Comes Standard
- ISO 5211 Direct Mounting Pad
- Blow-Out Proof Stem
- 100% Leak Tested
- Wetted Surfaces Contain Less than .25% Lead Content





A-850T/L

Stainless Steel, 3-Way, Full Port, T or L Port, Threaded Connection, ISO Mounting Pad, 1000 WOG



PART NUMBER	PART NUMBER	SIZE	WEIGHT
T-PORT	L-PORT		
A850T-14	A850L-14	1/4"	1
A850T-38	A850L-38	3/8"	1
A850T-12	A850L-12	1/2"	2
A850T-34	A850L-34	3/4"	3
A850T-1	A850L-1	1"	5
A850T-114	A850L-114	1-1/4"	7
A850T-112	A850L-112	1-1/2"	12
A850T-2	A850L-2	2"	21

- Self Adjusting Stem Packing
- ISO 5211 Mounting Pad
- Locking Device May be Locked in Open or Closed Position
- Blow-Out Proof Stem
- 100% Leak Tested
- Four Seat Standard
- Temperature Range: -20°F to 450°F
- Wetted Surfaces Contain Less than .25% Lead Content



A-766T/L

Stainless Steel, 3-Way, Full Port, T or L Port, Flanged Connection, ISO Mounting Pad, Class 150



PART NUMBER	PART NUMBER	SIZE
T-PORT	L-PORT	
A766T-1	A766L-1	1"
A766T-114	A766L-114	1-1/4"
A766T-112	A766L-112	1-1/2"
A766T-2	A766L-2	2"
A766T-212	A766L-212	2-1/2"
A766T-3	A766L-3	3"
A766T-4	A766L-4	4"


- AISI 316 Stainless Steel
- Blow-Out Proof Stem
- 100% Leak Tested
- ANSI 150 Flanged
- Max Temp: 344°F
- Wetted Surfaces Contain Less than .25% Lead Content



ASV
Four Way Solenoid Valve

PART NUMBER	DESCRIPTION
SOLENOID VALVES	
ASV-120	120VAC
ASV-120VAC-N7	120VAC EXPLOSION PROOF
ASV61-24VDC	24VDC
ASV-24VDC-N7	24VDC EXPLOSION PROOF
SOLENOID COILS	
ASC-120VAC	120VAC
ASC-120VAC-XP	120VAC EXPLOSION PROOF
ASC-12VDC	12VDC
ASC-240VAC	240VAC
ASC-24VAC	24VAC
ASC-24VDC	24VDC
ASC-24VDC-XP	24VDC EXPLOSION PROOF

- Extruded Aluminum Body with NBR Seal
- 120/60/1 Coil with IP 67 Rating
- Manual Override
- 1/4" NPT Exhaust Port
- 1/2" NPT Conduit Connection
- Operating Temp: -40°F to 140°F
- Operating Pressure: 20 - 120 PSI



ASM
Limit Switch with Dome Indicator

PART NUMBER	DESCRIPTION
ASM-200	LIMIT SWITCH, 2 SPDT
ASM-400	LIMIT SWITCH, 4 SPDT
ASM-X-200	EXPLOSION PROOF, EEXED IIB T6
MT1	ADJUSTABLE BRACKET (NAMUR)

- Die-Cast Aluminum, Epoxy Polyester Coated Housing
- Stainless Steel Mounting Bracket made to NAMUR
- O-Ring Sealed to Prevent Contaminants from Entering Switch Compartment
- Position Indicator Manufactured of High-Impact Polycarbonate:
Yellow = Open / Red = Closed
- Mechanical Switches are SPDT Design
- Eight Position Terminal Strip Included
- Enclosure is IP 67 Weatherproof Design
- Two 1/2" NPT Cable Entries



AEP
Electro-Pneumatic Rotary Positioner

PART NUMBER	DESCRIPTION
AEP-100	ELECTRO-PNEUMATIC MITT

- Aluminum Housing Construction
- Visual Position Indicator
- Enclosure: IP66 | Input: 4-20mA
- Supply: 20-100 PSI
- Impedance: 250 OHM ± 15 OHM
- Linearity: ±1% / ±2% FS
- Operating Temperature: -4°F to 158°F
- Repeatability: ±0.5% FS | Hysteresis: ±1% FS
- Flow Capacity: 80 LPM
- Air Consumption: 3 LPM
- Weight: 6.5 LB
- Explosion Proof Approval: ExdII BT6
- Signal: 1/2" Conduit
- Connections: 1/4" Air / 1/8" Gauge
- For Use With 1/4-Turn Rotary Actuators





APP

Pneumatic Rotary Positioner

PART NUMBER	DESCRIPTION
APP-200	PNEUMATIC


- Aluminum Housing Construction
- Visual Position Indicator
- Input: 3 - 15 PSI
- Supply: 20-100 PSI
- Linearity: $\pm 2\%$ FS
- Operating Temperature: -4°F to 158°F
- Repeatability: $\pm 0.5\%$ FS
- Hysteresis: $\pm 1\%$ FS
- Flow Capacity: 80 LPM
- Air Consumption: 3 LPM
- Weight: 3.7 LB
- Enclosure: IP66
- Connections: 1/4" air / 1/8" Gauge
- For Use With 1/4-Turn Rotary Actuators



Specialty Valves & Retrofitting Actuators

Jomar Valve can order specialty valves not offered in our main product catalog. We are also able to retrofit valves already installed out in the field.

Contact us at 586.268.1220 or csr@jomar.com to coordinate your custom project with a Jomar Valve Actuation Technician.



CPVC/PVC VALVES



S-155G

CPVC, 2 Piece, Full Port, Solvent Connection, 150 WOG

PART NUMBER	SIZE	CASE	CARTON	WEIGHT
150-603G	1/2"	54	6	29
150-604G	3/4"	48	4	40
150-605G	1"	18	2	26
150-606G	1-1/4"	20	2	48
150-607G	1-1/2"	16	2	51
150-608G	2"	8	2	40

- Dezincification Resistant Brass Alloy
- CTS Connection
- IAPMO Certified - NSF 61 & NSF 372
- ASTM D2846
- For Hot/Cold Water Systems
- Quarter-Turn Operation
- CPVC End Connection Inserts



CERTIFIED LEAD FREE



S-165G

CPVC, 2 Piece, Full Port, Solvent Connection with Drain, 150 WOG

PART NUMBER	SIZE	CASE	CARTON	WEIGHT
150-663G	1/2"	54	6	31
150-664G	3/4"	48	4	41
150-665G	1"	18	2	26

- Dezincification Resistant Brass Alloy
- CTS Connection
- IAPMO Certified - NSF 61 & NSF 372
- ASTM D2846
- For Hot/Cold Water Systems
- Drain Tap 1/8" Orifice
- Quarter-Turn Operation
- CPVC End Connection Inserts



CERTIFIED LEAD FREE





S-605

CPVC, Solvent Connection, Copper Tube Size, 150 WOG

PART NUMBER	SIZE	CASE	CARTON	WEIGHT
210-603	1/2"	100	10	13
210-604	3/4"	100	5	22
210-605	1"	100	8	39
210-606	1-1/4"	100	5	59
210-607	1-1/2"	48	4	59
210-608	2"	48	1	62

- Standard CTS
- Large Port
- For Hot/Cold Water Systems
- Quarter-Turn Operation
- Easy Installation
- Bone Color
- Wetted Surfaces Contain Less than .25% Lead Content



T/S-703

Tru-Union PVC, Threaded and Solvent Connections, Schedule 80, 150 WOG

PART NUMBER	SIZE	CASE	CARTON	WEIGHT
210-543	1/2"	48	48	21
210-544	3/4"	36	36	25
210-545	1"	24	24	24
210-546	1-1/4"	24	24	40
210-547	1-1/2"	24	24	59
210-548	2"	12	12	51
210-549	2-1/2"	12	6	75
210-550	3"	6	4	54
210-551	4"	1	1	25

- NPS Connections
- Easy Installation with Hand Tightened Union Nuts
- Easy Line Breakdowns Without Installing Additional Unions
- Full Port Design; Minimum Flow Restrictions
- Manufactured/Assembled Without Hydrocarbon Lubricants
- Mounting Pads for Electric or Pneumatic Actuation
- Wetted Surfaces Contain Less than .25% Lead Content



T-701

PVC, Threaded Connection, Schedule 80, 150 WOG

PART NUMBER	SIZE	CASE	CARTON	WEIGHT
210-203	1/2"	100	10	20
210-204	3/4"	100	10	32
210-205	1"	100	8	50
210-206	1-1/4"	100	5	66
210-207	1-1/2"	48	4	66
210-208	2"	24	8	40
210-209	2-1/2"	12	4	40
210-210	3"	12	6	56
210-211	4"	6	4	57

- Corrosion Resistant PVC Material
- NPS Connections
- Minimal Pressure Drop/Turbulence
- 100% Tested
- Wetted Surfaces Contain Less than .25% Lead Content





S-701

PVC, Solvent Connection, Schedule 80, 150 WOG

PART NUMBER	SIZE	CASE	CARTON	WEIGHT
210-223	1/2"	100	10	20
210-224	3/4"	100	10	32
210-225	1"	100	8	50
210-226	1-1/4"	100	5	66
210-227	1-1/2"	48	4	66
210-228	2"	24	3	40
210-229	2-1/2"	12	4	40
210-230	3"	12	6	56
210-231	4"	6	4	57

- Corrosion Resistant PVC Material
- NPS Connections
- Minimal Pressure Drop/Turbulence
- 100% Tested
- Wetted Surfaces Contain Less than .25% Lead Content



T-702

PVC, Threaded Connection, Schedule 40, 150 WOG

PART NUMBER	SIZE	CASE	CARTON	WEIGHT
210-703	1/2"	100	10	20
210-704	3/4"	100	10	32
210-705	1"	80	10	40
210-706	1-1/4"	50	10	33
210-707	1-1/2"	24	6	33
210-708	2"	24	3	40

- NPS Connections
- Minimal Pressure Drop/Turbulence
- 100% Tested
- Wetted Surfaces Contain Less than .25% Lead Content



S-702

PVC, Solvent Connection, Schedule 40, 150 WOG

PART NUMBER	SIZE	CASE	CARTON	WEIGHT
210-723	1/2"	100	10	20
210-724	3/4"	100	10	32
210-725	1"	80	10	40
210-726	1-1/4"	50	10	33
210-727	1-1/2"	24	6	33
210-728	2"	24	3	40

- NPS Connections
- Minimal Pressure Drop/Turbulence
- 100% Tested
- Wetted Surfaces Contain Less than .25% Lead Content





LOCKWINGS



175-LWN

Utility Gas Ball Valve, Full Port, FIP x FIP Connection, 175 PSIG

PART NUMBER	SIZE	CASE	CARTON	WEIGHT
240-003B	1/2"	40	10	47
240-003P	1/2"	40	10	48
240-004B	3/4"	40	10	51
240-004P	3/4"	40	10	50
240-004T	3/4"	40	10	51
240-005B	1"	24	6	50
240-005P	1"	24	6	49
240-005T	1"	24	6	50
240-006B	1-1/4"	16	4	47
240-006P	1-1/4"	16	4	47
240-006T	1-1/4"	16	4	47
240-007B	1-1/2"	8	2	32
240-007P	1-1/2"	8	2	32
240-007T	1-1/2"	12	3	48
240-008B	2"	8	4	49
240-008P	2"	8	4	49
240-008T	2"	8	4	49

(B) BRASS, (P) PAINTED, (T) T.E.A. COATED

- Tamper Resistant Lockwing Cap
- 2 FKM O-Rings
- Full Port Design to Accommodate Industry Leading Stop Changers
- Lockwing Accommodates Standard Barrel Locks
- Maintenance Free Design
- 100% Leak Tested
- 100% Made in Italy
- Leakproof Stem - Lifetime Warranty



BRASS



PAINTED



T.E.A. COATED



175-LWIN

Utility Gas Ball Valve, Full Port, FIP x Dielectric Union Connection, Insulated Tailpiece, 175 PSIG

PART NUMBER	SIZE	CASE	CARTON	WEIGHT
241-004D	3/4"	30	5	59
241-004P	3/4"	32	5	69
241-004T	3/4"	20	5	39
241-005D	1"	12	2	43
241-005P	1"	12	2	50
241-005T	1"	12	2	43
241-006D	1-1/4"	8	2	43
241-006P	1-1/4"	12	2	46
241-006T	1-1/4"	8	2	52
241-008T	2"	4	2	41

(D) BRASS, (P) PAINTED, (T) T.E.A. COATED

- Tamper Resistant Lockwing Cap
- 2 FKM O-Rings
- Full Port Design to Accommodate Industry Leading Stop Changers
- Lockwing Accommodates Standard Barrel Locks
- Maintenance Free Design
- 100% Leak Tested
- 100% Made in Italy
- Leakproof Stem - Lifetime Warranty



BRASS



PAINTED



T.E.A. COATED



125-LWN

Utility Gas Ball Valve, Full Port, Threaded Connection, 125 PSIG

PART NO.	SIZE	CASE	CARTON	WEIGHT
FIP X FIP				
242-005B	1"	24	6	40
MIP X FIP				
246-005B	1"	24	6	39
246-006B	1-1/4"	24	6	39

(b) BRASS


- Tamper Resistant Lockwing Cap
- 2 FKM O-Rings
- Full Port Design to Accommodate Industry Leading Stop Changers
- Lockwing Accommodates Standard Barrel Locks
- Maintenance Free Design
- 100% Leak Tested
- 100% Made in Italy
- Leakproof Stem - Lifetime Warranty



FIP X FIP



MIP X FIP



INSULATED BYPASS AND EXTENSION

ANGLE BYPASS VALVE WITH INTEGRATED SWIVEL AND NUT

BYPASS BENEFITS

- Streamline Regulator & Meter and Nut Repairs or Replacements
- Significantly Lower Leak Points
- Save on Labor Due to Reduced Connections
- Eliminate Leaks to Atmosphere with Maintenance Free Lockwing



DIELECTRIC UNIONS




Dielectric Union

Lead Free Brass Solder x Galvanized Steel FIP Connection,
250 PSI

PART NUMBER	SIZE	CASE	CARTON	WEIGHT
701-103G	1/2"	80	10	30
701-104G	3/4"	80	10	37
701-105G	1"	80	10	41
701-106G	1-1/4"	72	6	62
701-107G	1-1/2"	36	6	61
701-108G	2"	20	5	52

- Dezincification Resistant Brass Alloy
- Prevents Accelerated Corrosion
- Buna Seats: -20°F to 180°F
- Wetted Surfaces Contain Less than .25% Lead Content

✓ LEAD FREE




Dielectric Union

Lead Free Brass Solder x Galvanized Steel MIP Connection,
250 PSI

PART NUMBER	SIZE	CASE	CARTON	WEIGHT
701-304G	3/4"	96	12	61
701-306G	1"	60	10	62

- Dezincification Resistant Brass Alloy
- Prevents Accelerated Corrosion
- Buna Seats: -20°F to 180°F
- Wetted Surfaces Contain Less than .25% Lead Content

✓ LEAD FREE



Dielectric Union

Lead Free Brass FIP x Galvanized Steel FIP Connection,
250 PSI

PART NUMBER	SIZE	CASE	CARTON	WEIGHT
701-503G	1/2"	100	10	52
701-504G	3/4"	60	10	50
701-505G	1"	40	5	53

- Dezincification Resistant Brass Alloy
- Prevents Accelerated Corrosion
- Buna Seats: -20°F to 180°F
- Wetted Surfaces Contain Less than .25% Lead Content


✓ LEAD FREE




LEAD FREE PRESS DIELECTRIC UNION



EPDM O-RING



LEAD FREE BRASS PRESS CONNECTION



GALVANIZED STEEL CONNECTION




Dielectric Union

Lead Free Brass Press x Galvanized Steel FIP Connection, 250 PSI



PART NUMBER	SIZE	CASE	CARTON	WEIGHT
701-703G	1/2"	100	10	45
701-704G	3/4"	80	10	52
701-705G	1"	60	6	57
701-706G	1-1/4"	40	5	57
701-707G	1-1/2"	24	4	47
701-708G	2"	16	2	48

- Dezincification Resistant Brass Alloy
- Prevents Accelerated Corrosion
- EPDM Gasket: -20°F to 180°F
- Wetted Surfaces Contain Less than .25% Lead Content




Dielectric Union

Lead Free Brass Press x Galvanized Steel MIP Connection, 250 PSI



PART NUMBER	SIZE	CASE	CARTON	WEIGHT
701-803G	1/2"	100	10	56
701-804G	3/4"	80	10	64

- Dezincification Resistant Brass Alloy
- Prevents Accelerated Corrosion
- EPDM Gasket: -20°F to 180°F
- Wetted Surfaces Contain Less than .25% Lead Content






Dielectric Union

Brass Solder x Galvanized Steel FIP Connection, 250 PSI

PART NUMBER	SIZE	CASE	CARTON	WEIGHT
701-103	1/2"	80	12	30
701-104	3/4"	80	10	37
701-105	1"	80	12	62
701-106	1-1/4"	40	10	48
701-107	1-1/2"	36	6	60
701-108	2"	20	5	52

- Prevents Accelerated Corrosion
- Buna Seats: -20°F to 180°F




Dielectric Union

Galvanized Steel FIP x Galvanized Steel FIP Connection, 250 PSI

PART NUMBER	SIZE	CASE	CARTON	WEIGHT
701-413	1/2"	80	10	41
701-414	3/4"	60	10	49
701-415	1"	40	5	54
704-416	1-1/4"	40	5	57
701-417	1-1/2"	20	5	61
701-418	2"	12	2	43

- Prevents Accelerated Corrosion
- Buna Seats: -20°F to 180°F



Dielectric Union

Black Iron Steel FIP x Black Iron Steel FIP Connection, 250 PSI

PART NUMBER	SIZE	CASE	CARTON	WEIGHT
701-403	1/2"	80	10	42
701-404	3/4"	60	10	51
701-405	1"	40	5	53
701-406	1-1/4"	30	5	51
701-407	1-1/2"	20	5	61
701-408	2"	10	2	36

- Prevents Accelerated Corrosion
- For Use on Black Pipe
- Suitable for Use in Gas or Water Applications
- Buna Seats: -20°F to 180°F




Liquid Propane Dielectric Union

Brass MIP x Brass Flare Connection, 250 PSI

PART NUMBER	SIZE	CASE	CARTON	WEIGHT
703-102	1/2" MIP X 3/8" FLARE	100	10	57
703-103	1/2" MIP X 1/2" FLARE	100	10	59
703-104	1/2" MIP X 5/8" FLARE	100	10	64
704-102	3/4" MIP X 3/8" FLARE	60	6	47
704-103	3/4" MIP X 1/2" FLARE	60	6	49
704-104	3/4" MIP X 5/8" FLARE	60	6	51

- Meets NFPA 58 Dielectric Union Requirement
- For Use in Propane Applications
- Prevents Accelerated Corrosion
- HNBR Seal: -40°F to 180°F





T-621G

Threaded x MIP Connection, 125 WOG

PART NUMBER	SIZE	CASE	CARTON	WEIGHT
201-003G	1/2"	100	10	50
201-004G	3/4"	100	10	56

- Dezincification Resistant Brass Alloy
- Truesdail Certified - NSF/ANSI/CAN 61 & NSF 372
- Wetted Surfaces Contain Less than .25% Lead Content



T-622G

Threaded x FIP Connection, 125 WOG

PART NUMBER	SIZE	CASE	CARTON	WEIGHT
201-103G	1/2"	100	10	46
201-104G	3/4"	100	10	51

- Dezincification Resistant Brass Alloy
- Truesdail Certified - NSF/ANSI/CAN 61 & NSF 372
- Wetted Surfaces Contain Less than .25% Lead Content



P-623G

Press x FIP Connection, 125 WOG

PART NUMBER	SIZE	CASE	CARTON	WEIGHT
201-133G	1/2"	100	10	45
201-134G	3/4"	100	10	48

- Dezincification Resistant Brass Alloy
- IAPMO Certified - NSF 61 & NSF 372 & NSF 14
- Wetted Surfaces Contain Less than .25% Lead Content





T-624G

Crimp Pex Connection, 125 WOG

PART NUMBER	SIZE	CASE	CARTON	WEIGHT
201-123G	1/2"	96	6	53

- Dezincification Resistant Brass Alloy
- IAPMO Certified - NSF 61 & ANSI 372
- Wetted Surfaces Contain Less than .25% Lead Content





T-621

Threaded x MIP Connection, 125 WOG

PART NUMBER	SIZE	CASE	CARTON	WEIGHT
201-003	1/2"	100	10	53
201-004	3/4"	100	10	57

- Residential and Commercial Applications
- 3/4" Hose Thread Outlet





T-641G

Threaded x FIP Connection, 125 WOG

PART NUMBER	SIZE	CASE	CARTON	WEIGHT
202-003G	1/2"	100	10	58
202-004G	3/4"	100	10	64

- Dezincification Resistant Brass Alloy
- 3/4" Hose Thread Outlet
- Truesdail Certified - NSF/ANSI/CAN 61 & NSF 372
- Wetted Surfaces Contain Less than .25% Lead Content



S-641G

Solder x FIP Connection, 125 WOG

PART NUMBER	SIZE	CASE	CARTON	WEIGHT
202-103G	1/2"	100	10	59
202-104G	3/4"	100	10	65

- Dezincification Resistant Brass Alloy
- 3/4" Hose Thread Outlet
- Truesdail Certified - NSF/ANSI/CAN 61 & NSF 372
- Wetted Surfaces Contain Less than .25% Lead Content





T-632G

Lead Free Brass or Nickel-Plated, Threaded Connection, Quarter-Turn, 200 WOG

PART NO.	SIZE	CASE	CARTON	WEIGHT
LEVER HANDLE				
201-215G	1/2"	100	10	43
201-216G	3/4"	100	10	43
T-HANDLE (NICKEL-PLATED FINISH)				
201-205G	1/2"	100	10	43
201-206G	3/4"	100	10	47

Lever Handle

- Dezincification Resistant Brass Alloy
- Long Life Positive Shut-Off
- 1/2" has Combination 1/2" MIP and 1/2" Solder Inlet
- IAPMO Certified - NSF 61 & NSF 372
- Wetted Surfaces Contain Less than .25% Lead Content



NSF/ANSI/CAN 61 & 372

CERTIFIED LEAD FREE



CERTIFIED LEAD FREE

T-Handle

- Nickel-Plated Finish
- Aluminum T-Handle
- Long Life Positive Shut-Off
- 1/2" has Combination 1/2" MIP and 1/2" Solder Inlet
- Truesdail Certified - NSF/ANSI/CAN 61 & NSF 372
- Wetted Surfaces Contain Less than .25% Lead Content



T-632NKG

Lead Free Brass and Nickel-Plated, Threaded Connection, Quarter-Turn, No Kink, 200 WOG

PART NO.	SIZE	CASE	CARTON	WEIGHT
LEVER HANDLE				
201-217G	1/2"	100	10	40
201-218G	3/4"	100	10	40
T-HANDLE (NICKEL-PLATED FINISH)				
201-207G	1/2"	100	10	42
201-208G	3/4"	100	10	45

Lever Handle

- Dezincification Resistant Brass Alloy
- Long Life Positive Shut-Off
- 1/2" has Combination 1/2" MIP and 1/2" Solder Inlet
- IAPMO Certified - NSF/ANSI/CAN 61 & NSF 372
- Wetted Surfaces Contain Less than .25% Lead Content



NSF/ANSI/CAN 61 & 372

CERTIFIED LEAD FREE



CERTIFIED LEAD FREE

T-Handle

- Nickel-Plated Finish
- Long Life Positive Shut-Off
- Aluminum T-Handle
- 1/2" has Combination 1/2" MIP and 1/2" Solder Inlet
- Truesdail Certified - NSF/ANSI/CAN 61 & NSF 372
- Wetted Surfaces Contain Less than .25% Lead Content





P-632NKG

Press Connection, Quarter-Turn, No Kink, 200 WOG



PART NUMBER	SIZE	CASE	CARTON	WEIGHT
201-203G	1/2"	100	10	35
201-204G	3/4"	100	10	38

- Dezincification Resistant Brass Alloy
- Long Life Positive Shut-Off
- IAPMO Certified - NSF 61 & NSF 372
- Wetted Surfaces Contain Less than .25% Lead Content





T-653G
Threaded Connection



PART NUMBER	SIZE	CASE	CARTON	WEIGHT
203-204G	3/4"	240	20	51

- Dezincification Resistant Brass Alloy
- 3/4" Hose Connection
- Tamper-Resistant Breakaway Screw
- POM Internal Components
- Truesdail Certified - NSF/ANSI/CAN 61 & NSF 372
- Wetted Surfaces Contain Less than .25% Lead Content





BASKET STRAINERS



Snap-N-Loc®

SS-306, Sink Strainer, 300 Grade Stainless or Brushed Stainless Steel

PART NUMBER	CASE
300-006	24
300-008	24
300-017CLAM	36



Twist-N-Loc®

SS-304, Sink Strainer, Chrome Plated Brass or 300 Grade Brushed Stainless Steel

PART NUMBER	CASE
300-001	24
300-003	24
300-023CLAM	24



Easy-Loc®

SS-305, Sink Strainer, Chrome Plated Brass

PART NUMBER	CASE
300-004	24



Mag-Na-Loc™

SS-420, Sink Strainer, 300 Grade Stainless Steel

PART NUMBER	CASE
300-011	24





Snap-N-Seal®

SS-430, Sink Strainer, 400 Grade Stainless Steel

PART NUMBER	CASE
300-013	24



Snap-Tite™

SS-440, Sink Strainer, 300 Grade Stainless Steel

PART NUMBER	CASE
300-014	24



Push-N-Seal II™

BS-323-DBS, Sink Strainer, 400 Grade Brushed Stainless Steel

PART NUMBER	CASE
300-021CLAM	24



Small Wonder™

SS-308, Sink Strainer, Chrome Plated Brass or 300 Grade Brushed Stainless Steel

PART NUMBER	CASE
300-101	96





Bar-ette™

SS-310, Bar Sink Strainer, Chrome Plated Brass

PART NUMBER	CASE
300-102	96



Accessories

For Designer Series Basket Strainers

PART NUMBER	CASE	TYPE
301-001	24	BASKET FOR TWIST-N-LOC®
301-002	24	BASKET FOR SNAP-N-LOC®
302-106	24	BRASS TAILNUT



BASKET FOR TWIST-N-LOC®



BASKET FOR SNAP-N-LOC®



BRASS TAILNUT



Disposer with Stopper
SS-400, 400 Grade Stainless Steel

PART NUMBER	CASE
305-400	48



Economy Strainer
SS-401, Sink Strainer, 400 Grade Stainless Steel

PART NUMBER	CASE
305-401	48



Basic Deep Cup Sink Strainer
SS-409, Sink Strainer, 400 Grade Stainless Steel

PART NUMBER	CASE
305-408	48





THREAD SEALANT



White Stuff

Slow-Drying, Soft-Set, PTFE Thread Sealant

PART NUMBER	SIZE	CASE	WEIGHT
400-001	2 OZ. TUBE	72	11
400-002	4 OZ. CAN	24	13
400-003	8 OZ. CAN	24	20
400-004	16 OZ. CAN	12	22
400-005	32 OZ. CAN	12	39

Jomar's White Stuff is a slow drying, soft setting, non-hardening PTFE pipe thread compound. It will not transfer taste or odor to the system being sealed. Excellent for food and water systems. It is lead free, anti-galling, noncorrosive, nontoxic and will not harden in can.



Green Stuff

Slow-Drying, Soft-Set, General Purpose Thread Sealant

PART NUMBER	SIZE	CASE	WEIGHT
400-101	2 OZ. TUBE	72	11
400-102	4 OZ. CAN	24	13
400-103	8 OZ. CAN	24	20
400-104	16 OZ. CAN	12	22
400-105	32 OZ. CAN	12	39

Jomar's Green Stuff is a slow drying, soft setting, non-hardening pipe thread compound. It will not transfer taste or odor to the system being sealed. Excellent for food and water systems. It is lead free, anti-galling, noncorrosive, nontoxic and will not harden in can.



Heavyweight

Slow-Drying, Soft-Set, Extra PTFE Thread Sealant

PART NUMBER	SIZE	CASE	WEIGHT
400-202	4 OZ. CAN	24	11
400-203	8 OZ. CAN	24	13
400-204	16 OZ. CAN	12	22

Jomar's Heavyweight is a slow drying, soft setting, non-hardening industrial PTFE pipe thread compound. It will not transfer taste or odor to the system being sealed. Excellent for food and water systems. It is lead free, anti-galling, noncorrosive, nontoxic and will not harden in can.





WOG Plus

Fast-Drying, Hard-Set, Thread and Gasket Sealant

PART NUMBER	SIZE	CASE	WEIGHT
400-302	4 OZ. CAN	24	12
400-303	4 OZ. CAN	24	21
400-304	8 OZ. CAN	12	19

Jomar's WOG Plus is a fast drying, hard setting, semi-paste, thread and gasket sealer. It remains flexible, so vibrations will not loosen connection. WOG Plus seals tightly but allows for disassembly without damage to parts. It is lead free, halogen free, noncorrosive and nontoxic.



Copper Anti-Seize

High Temperature Anti-Seize Lubricant and Thread Sealant

PART NUMBER	SIZE	CASE	WEIGHT
400-403	8 OZ. TUBE	24	19
400-404	16 OZ. CAN	12	15

Jomar's Copper Anti-Seize is a copper based anti-seize lubricant and thread sealant for high temperatures. It produces a permanent leakproof metallic seal under pressure, yet prevents seizing, galling, freezing, and tearing, even under extreme conditions. It is lead free, noncorrosive, nontoxic, and will not harden in can.



Nickel Anti-Seize

High Temperature Nickel Anti-Seize Lubricant and Thread Sealant

PART NUMBER	SIZE	CASE	WEIGHT
400-503	8 OZ. CAN	12	19
400-504	16 OZ. CAN	12	15

Jomar's Nickel Anti-Seize is a non-seizing, nickel based, lubricant and thread sealant. It may be used to prevent seizing, corrosion and galling where extreme temperature conditions exist. It contains a high percentage of microfine nickel flakes and is fortified with high quality rust and corrosion inhibitors. It is lead free, nontoxic, and will not harden in can.





Lever Handle

Geomet-Plated Stainless Steel, Fits T-100, S-100, JP-100 Series

PART NUMBER	SIZE
899-701	1/4", 3/8", 1/2"
899-704	3/4"
899-705	1", 1-1/4"
899-708	1-1/2", 2"
899-710	2-1/2", 3"
899-711	4"



Lever Handle

Chrome-Plated Steel, Fits JF-100T/S, T/S-110, T-100HF, S-100HS, T/S-412G, T/S-422G, T-423G

PART NUMBER	SIZE
100-103RH	1/4" - 1/2"
100-105RH	3/4" - 1"
100-108RH	1-1/4" - 2"
100-109RH	2-1/2"
100-110RH	3"
100-111RH	4"



Lever Handle and Nut

Stainless Steel, Fits T-100, S-100, JP-100 Series

PART NUMBER	SIZE
220-300	1/4", 3/8", 1/2"
220-301	3/4"
220-302	1", 1-1/4"
220-303	1-1/2", 2"
220-305	2-1/2", 3"
220-306	4"



Lever Handle and Nut

Stainless Steel, Fits JF-100T/S

PART NUMBER	SIZE
100-103SH	1/4" - 1/2"
100-105SH	3/4" - 1"
100-108SH	1-1/4" - 2"





Locking Handle

Stainless Steel, Fits T/S-200CSSG

PART NUMBER	SIZE
220-714G	1/4", 3/8", 1/2"
220-715G	3/4", 1"
220-716G	1-1/4"
220-717G	1-1/2", 2"
220-718G	2-1/2", 3"



Locking Handle

Stainless Steel, Fits T/S-200CSS

PART NUMBER	SIZE
220-714	1/4", 3/8", 1/2"
220-715	3/4", 1"
220-716	1-1/4"
220-717	1-1/2", 2"



Locking Handle

Stainless Steel, Fits T/S-100CG, JP-100G, JP-100SSG, T-100UEG, T-100FBG

PART NUMBER	SIZE
220-994G	1/4", 3/8", 1/2"
220-995G	3/4"
220-996G	1", 1-1/4"
220-997G	1-1/2", 2"



Locking Handle

Chrome-Plated Steel, Fits JF-100G Series, T/S-412G, T/S-422G, T-423G

PART NUMBER	SIZE
100-103GLL	1/4" - 1/2"
100-105GLL	3/4" - 1"
100-108GLL	1-1/4" - 2"
100-109GLL	2-1/2"
100-110GLL	3"
100-111GLL	4"





Locking Handle

Chrome-Plated Steel, Fits JF-100T/S, T/S-110, T-100HF, S-100HS, C-402

PART NUMBER	SIZE
100-103LL	1/4" - 1/2"
100-105LL	3/4" - 1"
100-108LL	1-1/4" - 2"
100-109LL	2-1/2"
100-110LL	3"
100-111LL	4"



Locking Handle

Stainless Steel, Fits T-100NE

PART NUMBER	SIZE
220-994	1/4", 3/8", 1/2"
220-995	3/4"
220-996	1", 1-1/4"
220-997	1-1/2", 2"



Locking Handle

Stainless Steel, Fits T-100FMN, T-100SSE, JP-100

PART NUMBER	SIZE
220-984	1/4", 3/8", 1/2"
220-985	3/4"
220-986	1", 1-1/4"
220-987	1-1/2", 2"



Locking Handle

Stainless Steel, Fits T-SS-2002N-DUE

PART NUMBER	SIZE
100-992LH	3/8"
100-993LH	1/2"
100-994LH	3/4"
100-995LH	1"
100-996LH	1-1/4"
100-997LH	1-1/2", 2"





Locking Handle

Lift-N-Lock, Spring-Loaded Tamper-Proof Locking Device



PART NUMBER	SIZE
OPEN & CLOSED	
210-994	1/4", 3/8", 1/2"
210-995	3/4"
210-996	1", 1-1/4"
210-997	1-1/2", 2"
210-998	2-1/2", 3"
CLOSED ONLY	
210-994C	1/4", 3/8", 1/2"
210-995C	3/4"
210-996C	1", 1-1/4"
210-997C	1-1/2", 2"
210-998C	2-1/2", 3"
210-999C	4"



T-Handle

Red Aluminum, Fits T-100, S-100, JP-100 Series



PART NUMBER	SIZE
220-204	1/4", 3/8", 1/2"
220-205	3/4"
220-206	1", 1-1/4"



T-Handle

Red Aluminum, Fits T/S-412G, T/S-422G, T-423G, JF-100T/S, T/S-110, T-100HF, S-100HS



PART NUMBER	SIZE
899-123	1/4", 3/8", 1/2"
899-125	3/4", 1"



Long Neck T-Handle

Fits T-100, S-100, JP-100 Series



PART NUMBER	SIZE
220-223	1/4", 3/8", 1/2"
220-224	3/4"
220-225	1", 1-1/4"




Wingtip Handle

Fits JF-100 Series, T/S-412G, T/S-422G, JP-150G

PART NUMBER	SIZE
899-123GWH	1/4", 3/8", 1/2"
899-125GWH	3/4", 1"
899-128GWH	1-1/4", 1-1/2", 2"

*2" JP-150G EXCLUDED



Oval Handle

Fits T-100, S-100, JP-100 Series

PART NUMBER	SIZE
220-514	1/2"
220-515	3/4"
220-516	1", 1-1/4"
220-517	1-1/2", 2"



Oval Handle

Fits JF-100T/S, T/S-110, T-100HF, S-100HS

PART NUMBER	SIZE
100-103OH	1/4" - 1/2"
100-105OH	3/4" - 1"
100-108OH	1-1/4" - 2"





Thermal-Block™

Thermal Insulated Handle with Memory Stop for Bronze Ball Valves,
Fits T/S-200CSSG, T/S-200CSS

PART NUMBER	SIZE
220-423	1/2"
220-424	3/4", 1"
220-426	1-1/4"
220-428	1-1/2", 2"

- UL 2043 Certified Handle



Thermal-Block™

Thermal Insulated Handle with Memory Stop for Brass Ball Valves,
Fits T/S-100CG, T/S-100CSSG, JP-100G, JP-100SSG, T-100NE

PART NUMBER	SIZE
220-323	1/2"
220-324	3/4"
220-326	1", 1-1/4"
220-328	1-1/2", 2"

- UL 2043 Certified Handle



Slo-Ball Handle

270° Gear Operator Handle, Fits T-100, S-100 or JP-100 Series


PART NUMBER	SIZE
220-014	1/4", 3/8", 1/2"
220-015	3/4"
220-016	1", 1-1/4"
220-017	1-1/2", 2"



Memory Stop

Fits T-100, S-100, JP-100 Series

PART NUMBER	SIZE
220-103	1/4", 3/8", 1/2"
220-104	3/4"
220-105	1", 1-1/4"
220-106	1-1/2", 2"





Square Head Top

1-1/16" Stem Width, Fits T-100, S-100, JP-100 Series

PART NUMBER	SIZE
899-113	1/2"
899-114	3/4"
899-115	1", 1-1/4"
899-117	1-1/2", 2"



Stem Extension

2", Fits T/S-200CSSG, T/S-200CSS

PART NUMBER	SIZE
200-103EH	1/4", 3/8", 1/2"
200-105EH	3/4", 1"
200-106EH	1-1/4"
200-108EH	1-1/2", 2"



Stem Extension

2", T.E.A. Coated, Fits T-100, S-100, JP-100 Series

PART NUMBER	SIZE
230-004	1/4", 3/8", 1/2"
230-005	3/4"
230-006	1", 1-1/4"
230-007	1-1/2", 2"
230-008	2-1/2", 3"





Stem Extension

2", Fits JP-150G, T/S-412G, T/S-422G, JF-100T/S, T/S-110, T-100HF, S-100HS

PART NUMBER	SIZE
100-103EH	1/4" - 1/2"
100-105EH	3/4" - 1"
100-108EH	1-1/4" - 2"



Filter Ball® Replacement Filters

Stainless Steel, Fits T-100FBG

PART NUMBER	SIZE	CASE	WEIGHT
MESH 20			
221-014	1/2" AND 3/4" HEAVY PATTERN*	250	4
221-015	1"	200	4
221-016	1-1/4"	150	5
221-017	1-1/2"	80	5
221-018	2"*	40	5
MESH 40			
221-114	1/2" AND 3/4" HEAVY PATTERN*	250	4
221-115	1"	200	4
221-116	1-1/4"	150	4
221-117	1-1/2"	80	6
221-118	2"*	40	5
MESH 60			
221-204	1/2" AND 3/4" HEAVY PATTERN*	250	5
221-205	1"	200	6
221-206	1-1/4"	150	7
221-207	1-1/2"	80	6
221-208	2"*	40	6
MESH 80			
221-214	1/2" AND 3/4" HEAVY PATTERN*	250	5
221-215	1"	200	6
221-216	1-1/4"	150	7
221-217	1-1/2"	80	6
221-218	2"*	40	6
MESH 100			
221-224	1/2" AND 3/4" HEAVY PATTERN*	250	5
221-225	1"	200	6
221-226	1-1/4"	150	3
221-227	1-1/2"	80	6
221-228	2"*	40	6



*FOR 1/2" AND 3/4" REPLACEMENT FILTERS OF VALVES PURCHASED PRIOR TO 2015, OR 2" REPLACEMENT FILTERS OF VALVES PURCHASED PRIOR TO JUNE 2020, CONTACT CSR@JOMAR.COM.

PART NUMBER INDEX

PART NUMBER	PAGE
100-080RVSSG	29
100-100RVSSG	29
100-101	50
100-101-LH	51
100-101SSG	23
100-101SSG-LH	24
100-101-TH	50
100-102	50
100-102-LH	51
100-102SSG	23
100-102SSG-LH	24
100-102-TH	50
100-103	50
100-103EH	155
100-103GLL	149
100-103JFPG	37
100-103-LH	51
100-103LL	150
100-103OH	152
100-103RH	148
100-103SH	148
100-103SSG	23
100-103SSG-LH	24
100-103-TH	50
100-104	50
100-104JFPG	37
100-104-LH	51
100-104SSG	23
100-104SSG-LH	24
100-104-TH	50
100-105	50
100-105EH	155
100-105GLL	149
100-105JFPG	37
100-105-LH	51
100-105LL	150
100-105OH	152
100-105RH	148
100-105SH	148
100-105SSG	23
100-105SSG-LH	24
100-105-TH	50
100-106	50
100-106-20	52
100-106-LH	51
100-106SSG	23
100-106SSG-LH	24
100-107	50
100-107-24	52

PART NUMBER	PAGE
100-107-LH	51
100-107SSG	23
100-107SSG-LH	24
100-108	50
100-108EH	155
100-108GLL	149
100-108-LH	51
100-108LL	150
100-108OH	152
100-108RH	148
100-108SH	148
100-108SSG	23
100-108SSG-LH	24
100-109	50
100-109GLL	149
100-109-LH	51
100-109LL	150
100-109RH	148
100-109SSG	23
100-109SSG-LH	24
100-110	50
100-110GLL	149
100-110-LH	51
100-110LL	150
100-110RH	148
100-110SSG	23
100-110SSG-LH	24
100-111	50
100-111GLL	149
100-111-LH	51
100-111LL	150
100-111RH	148
100-111SSG	23
100-111SSG-LH	24
100-113	51
100-113-LH	51
100-113SSG	23
100-113SSG-LH	24
100-114	51
100-114-LH	51
100-114SSG	23
100-114SSG-LH	24
100-115	51
100-115-LH	51
100-115SSG	23
100-115SSG-LH	24
100-116	51
100-116-LH	51
100-116SSG	23

PART NUMBER	PAGE
100-116SSG-LH	24
100-117	51
100-117-LH	51
100-117SSG	23
100-117SSG-LH	24
100-118	51
100-118-LH	51
100-118SSG	23
100-118SSG-LH	24
100-119	51
100-119-LH	51
100-119SSG	23
100-119SSG-LH	24
100-120	51
100-120-LH	51
100-120SSG	23
100-120SSG-LH	24
100-121	51
100-121-LH	51
100-121SSG	23
100-121SSG-LH	24
100-123G	28
100-124G	28
100-125RVSSG	29
100-131	52
100-131G	36
100-131-TH	52
100-132	52
100-132G	36
100-132-TH	52
100-133	52
100-133G	36
100-133-TH	52
100-134	52
100-134G	36
100-134-TH	52
100-135	52
100-135G	36
100-135-TH	52
100-136G	36
100-137G	36
100-138G	36
100-143G	36
100-144G	36
100-153G	28
100-154G	28
100-203	47
100-203G	17
100-203G-IH	18

PART NUMBER	PAGE
100-203G-LH	18
100-203SSG	19
100-203SSG-IH	19
100-203SSG-LH	19
100-204	47
100-204G	17
100-204G-IH	18
100-204G-LH	18
100-204SSG	19
100-204SSG-IH	19
100-204SSG-LH	19
100-205	47
100-205G	17
100-205G-IH	18
100-205G-LH	18
100-205SSG	19
100-205SSG-IH	19
100-205SSG-LH	19
100-206	47
100-206G	17
100-206G-IH	18
100-206G-LH	18
100-206SSG	19
100-206SSG-IH	19
100-206SSG-LH	19
100-207	47
100-207G	17
100-207G-IH	18
100-207G-LH	18
100-207SSG	19
100-207SSG-IH	19
100-207SSG-LH	19
100-208	47
100-208G	17
100-208G-IH	18
100-208G-LH	18
100-208SSG	19
100-208SSG-IH	19
100-208SSG-LH	19
100-209XLC	48
100-209XLCG	18
100-209XLCSSG	20
100-210XLC	48
100-210XLCG	18
100-210XLCSSG	20
100-211XLC	48
100-211XLCG	18
100-211XLCSSG	20
100-295	48

PART NUMBER	PAGE
100-296G	36
100-297	48
100-298	48
100-299	48
100-300	48
100-396G	37
100-397	49
100-397G	37
100-397G-TH	37
100-397-TH	49
100-398	49
100-398G	37
100-398G-TH	37
100-398-TH	49
100-399	49
100-399G	37
100-399G-TH	37
100-399-TH	49
100-400	49
100-400G	37
100-400G-TH	37
100-400-TH	49
100-403G	13
100-403G-IH	14
100-403G-LH	13
100-403SSG	15
100-403SSG-IH	16
100-403SSG-LH	15
100-404G	13
100-404G-IH	14
100-404G-LH	13
100-404SSG	15
100-404SSG-IH	16
100-404SSG-LH	15
100-405G	13
100-405G-IH	14
100-405G-LH	13
100-405SSG	15
100-405SSG-IH	16
100-405SSG-LH	15
100-406G	13
100-406G-IH	14
100-406G-LH	13
100-406SSG	15
100-406SSG-IH	16
100-406SSG-LH	15
100-407G	13
100-407G-IH	14
100-407G-LH	13

PART NUMBER	PAGE
100-407SSG	15
100-407SSG-IH	16
100-407SSG-LH	15
100-408G	13
100-408G-IH	14
100-408G-LH	13
100-408SSG	15
100-408SSG-IH	16
100-408SSG-LH	15
100-409G	13
100-410G	13
100-411G	13
100-413G	13
100-413G-IH	14
100-413G-LH	14
100-413SSG	15
100-413SSG-IH	16
100-413SSG-LH	16
100-414G	13
100-414G-IH	14
100-414G-LH	14
100-414SSG	15
100-414SSG-IH	16
100-414SSG-LH	16
100-415G	13
100-415G-IH	14
100-415G-LH	14
100-415SSG	15
100-415SSG-IH	16
100-415SSG-LH	16
100-416G	13
100-416G-IH	14
100-416G-LH	14
100-416SSG	15
100-416SSG-IH	16
100-416SSG-LH	16
100-417G	13
100-417G-IH	14
100-417G-LH	14
100-417SSG	15
100-417SSG-IH	16
100-417SSG-LH	16
100-418G	13
100-418G-IH	14
100-418G-LH	14
100-418SSG	15
100-418SSG-IH	16
100-418SSG-LH	16
100-419G	13

PART NUMBER	PAGE
100-420G	13
100-421G	13
100-430	49
100-431	49
100-432	49
100-433	49
100-440	49
100-441	49
100-442	49
100-443	49
100-501	46
100-502	46
100-503	46
100-504	46
100-505	46
100-506	46
100-507	46
100-508	46
100-509	46
100-510	46
100-533	46
100-534	46
100-535	46
100-536	46
100-537	46
100-538	46
100-601	46
100-602	46
100-603	46
100-604	46
100-605	46
100-633G	26
100-634G	26
100-635G	26
100-643G	27
100-644G	27
100-645G	27
100-653G	38
100-654G	38
100-663G	38
100-664G	38
100-673G	38
100-674G	38
100-701	44
100-701-LH	45
100-701-OH	45
100-702	44
100-702-LH	45
100-702-OH	45

PART NUMBER	PAGE
100-703	44
100-703-IH	45
100-703-LH	45
100-703-OH	45
100-704	44
100-704-IH	45
100-704-LH	45
100-704-OH	45
100-704RAT	44
100-705	44
100-705-IH	45
100-705-LH	45
100-705-OH	45
100-706	44
100-706-IH	45
100-706-LH	45
100-706-OH	45
100-707	44
100-707-IH	45
100-707-LH	45
100-707-OH	45
100-708	44
100-708-IH	45
100-708-LH	45
100-708-OH	45
100-709	44
100-710	44
100-711	44
100-753G	20
100-754G	20
100-773G	21
100-774G	21
100-803	45
100-804	45
100-805	45
100-806	45
100-807	45
100-808	45
100-809	45
100-810	45
100-833G	21
100-834G	21
100-835G	21
100-836G	21
100-837G	21
100-838G	21
100-903	64
100-904	64
100-905	64

PART NUMBER INDEX

PART NUMBER	PAGE
100-906	64
100-907	64
100-908	64
100-931	62
100-931-DH	63
100-932	62
100-932-DH	63
100-933	62
100-933-DH	63
100-934	62
100-934-DH	63
100-935	62
100-935-DH	63
100-936	62
100-936-DH	63
100-937	62
100-937-DH	63
100-938	62
100-938-DH	63
100-951	58
100-952	58
100-953	58
100-954	58
100-955	58
100-956	58
100-957	58
100-958	58
100-961	62
100-962	62
100-963	62
100-964	62
100-965	62
100-966	62
100-967	62
100-968	62
100-971	58
100-972	58
100-973	58
100-974	58
100-975	58
100-976	58
100-977	58
100-978	58
100-983	67
100-984	67
100-985	67
100-986	67
100-987	67
100-988	67

PART NUMBER	PAGE
100-992	60
100-992LH	150
100-993	60
100-993LH	150
100-994	60
100-994LH	150
100-995	60
100-995LH	150
100-996	60
100-996LH	150
100-997	60
100-997LH	150
100-998	60
101-080RVSSG	30
101-100RVSSG	30
101-125RVSSG	30
101-401	54
101-402	54
101-403	54
101-403DU	55
101-404	54
101-404BRT	54
101-404DU	55
101-411	54
101-412	54
101-413	54
101-414	54
101-502	54
101-503	54
101-504	54
101-512	54
101-513	54
101-513DU	55
101-601	54
101-602	54
101-603	54
101-604	54
101-612	54
101-613	54
101-614	54
101-702	54
101-703	54
101-703DU	55
101-704DU	55
101-712	54
101-713	54
101-803DU	55
101-804DU	55
101-931	63

PART NUMBER	PAGE
101-933	63
101-934	63
101-935	63
101-941	62
101-942	62
101-943	62
101-944	62
101-945	62
101-946	62
101-947	62
101-948	62
101-949	62
101-950	62
101-951	62
101-983	67
101-984	67
101-985	67
101-986	67
101-987	67
101-988	67
101-992	60
101-993	60
101-994	60
101-995	60
101-996	60
101-997	60
101-998	60
102-301	55
102-302	55
102-303	55
102-304	55
102-313DU	56
102-314DU	56
102-402	55
102-403	55
102-403DU	56
102-404	55
102-405	55
102-413DU	56
102-503	56
102-504	56
102-505	56
102-513	56
102-514	56
102-603	57
102-604	57
102-605	57
102-612	57
102-613	57

PART NUMBER	PAGE
102-614	57
102-623	57
102-624	57
102-625	57
102-633	57
102-653G	27
102-654G	27
102-655G	27
102-663G	27
102-664G	27
102-665G	27
103-080RVSSG	30
103-100RVSSG	30
103-125RVSSG	30
103-301	96
103-302	96
103-303	96
103-303G	95
103-304	96
103-304G	95
103-305	96
103-305G	95
103-306	96
103-306G	95
103-307	96
103-307G	95
103-308	96
103-308G	95
103-309	96
103-310	96
103-311	96
103-353G	94
103-354G	94
103-355G	94
103-356G	94
103-357G	94
103-358G	94
103-403	96
103-403G	95
103-404	96
103-404G	95
103-405	96
103-405G	95
103-406	96
103-406G	95
103-407	96
103-407G	95
103-408	96
103-408G	95

PART NUMBER	PAGE
103-409	96
103-410	96
103-453G	94
103-454G	94
103-455G	94
103-456G	94
103-457G	94
103-458G	94
103-503	97
103-504	97
103-506	97
103-508	97
103-523PG	33
103-523PG-TH	33
103-524PG	33
103-524PG-TH	33
103-525	97
103-525PG	33
103-525PG-TH	33
103-526PG	33
103-527PG	33
103-528PG	33
103-533PG	33
103-533PG-TH	33
103-534MPG	34
103-534MPG-TH	34
103-534PG	33
103-534PG-TH	33
103-535PG	33
103-535PG-TH	33
103-543PG	35
103-543PG-TH	35
103-544PG	35
103-544PG-TH	35
103-554PG	34
103-554PG-TH	34
103-555PG	34
103-555PG-TH	34
103-563PG	34
103-564PG	34
103-565PG	34
103-603	97
103-604	97
103-606	97
103-608	97
103-610	97
103-612	97
103-625	97
104-080RVSSG	30

PART NUMBER	PAGE
104-100RVSSG	30
104-125RVSSG	30
104-523PG	31
104-523PG-TH	31
104-524PG	31
104-524PG-TH	31
104-525PG	31
104-525PG-TH	31
104-526PG	31
104-527PG	31
104-528PG	31
104-529PG	31
104-530PG	31
104-533PG	31
104-533PG-TH	31
104-534MPG	32
104-534MPG-TH	32
104-534PG	31
104-534PG-TH	31
104-535PG	31
104-543PG	33
104-543PG-TH	33
104-544PG	33
104-544PG-TH	33
104-545PG	33
104-554PG	32
104-554PG-TH	32
104-555PG	32
104-555PG-TH	32
104-563PG	32
104-564PG	32
104-565PG	32
105-003G	101
105-004G	101
105-005G	101
105-006G	101
105-007G	101
105-008G	101
105-080RVSSG	31
105-100RVSSG	31
105-103	103
105-103G	100
105-104	103
105-104G	100
105-105	103
105-105G	100
105-106	103
105-106G	100
105-107	103

PART NUMBER	PAGE
105-107G	100
105-108	103
105-108G	100
105-109	103
105-109G	100
105-110	103
105-110G	100
105-111	103
105-111G	100
105-125RVSSG	31
105-203	103
105-203G	100
105-204	103
105-204G	100
105-205	103
105-205G	100
105-206	103
105-206G	100
105-207	103
105-207G	100
105-208	103
105-208G	100
105-209G	100
105-210G	100
105-303	102
105-303G	98
105-304	102
105-304G	98
105-305	102
105-305G	98
105-306	102
105-306G	98
105-307	102
105-307G	98
105-308	102
105-308G	98
105-309	102
105-310	102
105-403	102
105-403G	98
105-404	102
105-404G	98
105-405	102
105-405G	98
105-406	102
105-406G	98
105-407	102
105-407G	98
105-408	102

PART NUMBER	PAGE
105-408G	98
105-409	102
105-410	102
105-503	104
105-504	104
105-506	104
105-508	104
105-510	104
105-512	105
105-525	104
105-553G	98
105-554G	98
105-555G	98
105-556G	98
105-557G	98
105-558G	98
105-603G	99
105-604G	99
105-605G	99
105-606G	99
105-607G	99
105-608G	99
105-613G	99
105-614G	99
105-615G	99
105-616G	99
105-617G	99
105-618G	99
105-623G	99
105-624G	99
105-625G	99
105-626G	99
105-627G	99
105-628G	99
105-633G	100
105-634G	100
105-635G	100
105-643G	99
105-644G	99
105-645G	99
105-646G	99
105-647G	99
105-648G	99
105-703	104
105-704	104
105-706	104
105-708	104
105-710	104
105-712	104

PART NUMBER INDEX

PART NUMBER	PAGE
105-725	104
105-803	103
105-804	103
105-805	103
105-806	103
105-807	103
105-808	103
105-903	104
105-904	104
105-906	104
105-908	104
105-910	104
105-912	104
105-925	104
106-303G	105
106-304G	105
106-305G	105
106-306G	105
106-307G	105
106-308G	105
106-309G	105
106-310G	105
106-403G	105
106-404G	105
106-405G	105
106-406G	105
106-407G	105
106-408G	105
106-553G	106
106-554G	106
106-555G	106
106-556G	106
106-557G	106
106-558G	106
106-603	107
106-604	107
106-606	107
106-608	107
106-610	107
106-612	107
106-625	107
150-103G	26
150-104G	26
150-105G	26
150-106G	26
150-107G	26
150-108G	26
150-109G	26
150-110G	26

PART NUMBER	PAGE
150-111G	26
150-113G	26
150-114G	26
150-115G	26
150-116G	26
150-117G	26
150-118G	26
150-119G	26
150-120G	26
150-121G	26
150-203G	24
150-204G	24
150-205G	24
150-206G	24
150-207G	24
150-208G	24
150-209XLCG	25
150-210XLCG	25
150-211XLCG	25
150-213G	28
150-214G	28
150-233G	27
150-234G	27
150-235G	27
150-563G	25
150-564G	25
150-565G	25
150-573G	25
150-574G	25
150-575G	25
150-603G	35, 118
150-604G	35, 118
150-605G	35, 118
150-606G	35, 118
150-607G	35, 118
150-608G	35, 118
150-663G	35, 118
150-664G	35, 118
150-665G	35, 118
160-103	47
160-104	47
160-105	47
160-106	47
160-106G	20
160-107	47
160-107G	20
160-108	47
160-108G	20
160-503	48

PART NUMBER	PAGE
160-504	48
160-505	48
160-506	48
160-507	48
160-508	48
170-103	47
170-104	47
170-105	47
170-106	47
170-107	47
170-108	47
180-005G	73
180-006G	73
180-103G-A	73
180-103G-A-C	73
180-103G-B	72
180-103G-B-C	72
180-103G-D	72
180-103G-D-C	72
180-103MFG-A-I	76
180-103MFG-B-I	76
180-103MFG-D-I	76
180-103MG-A-I	75
180-103MG-B-I	74
180-103MG-D-I	74
180-104G-A	73
180-104G-A-C	73
180-104G-B	72
180-104G-B-C	72
180-104G-D	72
180-104G-D-C	72
180-104MFG-A-I	77
180-104MFG-B-I	76
180-104MFG-D-I	77
180-104MG-A-I	75
180-104MG-B-I	74
180-104MG-D-I	74
180-503G	78
180-504G	78
180-703G	78
180-704G	78
180-713G	78
180-714G	78
180-723G	78
180-724G	78
180-893	78
180-TPW	78
186-530	50
186-531	50

PART NUMBER	PAGE
186-533	50
186-730	50
186-731	50
186-741	50
186-743	50
200-103EH	154
200-105EH	154
200-106EH	154
200-108EH	154
200-401SSG	10
200-401SSG-EH	12
200-401SSG-LH	10
200-402SSG	10
200-402SSG-EH	12
200-402SSG-LH	10
200-403SSG	10
200-403SSG-EH	12
200-403SSG-IH	11
200-403SSG-LH	10
200-404SSG	10
200-404SSG-EH	12
200-404SSG-IH	11
200-404SSG-LH	10
200-405SSG	10
200-405SSG-EH	12
200-405SSG-IH	11
200-405SSG-LH	10
200-406SSG	10
200-406SSG-EH	12
200-406SSG-IH	11
200-406SSG-LH	10
200-407SSG	10
200-407SSG-EH	12
200-407SSG-IH	11
200-407SSG-LH	10
200-408SSG	10
200-408SSG-EH	12
200-408SSG-IH	11
200-408SSG-LH	10
200-409SSG	10
200-409SSG-LH	10
200-410SSG	10
200-410SSG-LH	10
200-413SSG	10
200-413SSG-EH	12
200-413SSG-IH	11
200-413SSG-LH	11
200-414SSG	10
200-414SSG-EH	12

PART NUMBER INDEX

PART NUMBER	PAGE
200-414SSG-IH	11
200-414SSG-LH	11
200-415SSG	10
200-415SSG-EH	12
200-415SSG-IH	11
200-415SSG-LH	11
200-416SSG	10
200-416SSG-EH	12
200-416SSG-IH	11
200-416SSG-LH	11
200-417SSG	10
200-417SSG-EH	12
200-417SSG-IH	11
200-417SSG-LH	11
200-418SSG	10
200-418SSG-EH	12
200-418SSG-IH	11
200-418SSG-LH	11
200-419SSG	10
200-419SSG-LH	11
200-420SSG	10
200-420SSG-LH	11
200-701	40
200-701-EH	42
200-701-LH	40
200-702	40
200-702-EH	42
200-702-LH	40
200-703	40
200-703-EH	42
200-703-IH	41
200-703-LH	40
200-704	40
200-704-EH	42
200-704-IH	41
200-704-LH	40
200-705	40
200-705-EH	42
200-705-IH	41
200-705-LH	40
200-706	40
200-706-EH	42
200-706-IH	41
200-706-LH	40
200-707	40
200-707-EH	42
200-707-IH	41
200-707-LH	40
200-708	40

PART NUMBER	PAGE
200-708-EH	42
200-708-IH	41
200-708-LH	40
200-803	40
200-803-EH	42
200-803-IH	41
200-803-LH	41
200-804	40
200-804-EH	42
200-804-IH	41
200-804-LH	41
200-805	40
200-805-EH	42
200-805-IH	41
200-805-LH	41
200-806	40
200-806-EH	42
200-806-IH	41
200-806-LH	41
200-807	40
200-807-EH	42
200-807-IH	41
200-807-LH	41
200-808	40
200-808-EH	42
200-808-IH	41
200-808-LH	41
201-003	132
201-003G	130
201-004	132
201-004G	130
201-103G	130
201-104G	130
201-123G	131
201-133G	130
201-134G	130
201-203G	135
201-204G	135
201-205G	134
201-206G	134
201-207G	134
201-208G	134
201-215G	134
201-216G	134
201-217G	134
201-218G	134
202-003G	133
202-004G	133
202-103G	133

PART NUMBER	PAGE
202-104G	133
203-204G	136
210-203	119
210-204	119
210-205	119
210-206	119
210-207	119
210-208	119
210-209	119
210-210	119
210-211	119
210-223	120
210-224	120
210-225	120
210-226	120
210-227	120
210-228	120
210-229	120
210-230	120
210-231	120
210-543	119
210-544	119
210-545	119
210-546	119
210-547	119
210-548	119
210-549	119
210-550	119
210-551	119
210-603	119
210-604	119
210-605	119
210-606	119
210-607	119
210-608	119
210-703	120
210-704	120
210-705	120
210-706	120
210-707	120
210-708	120
210-723	120
210-724	120
210-725	120
210-726	120
210-727	120
210-728	120
210-994	151
210-994C	151

PART NUMBER	PAGE
210-995	151
210-995C	151
210-996	151
210-996C	151
210-997	151
210-997C	151
210-998	151
210-998C	151
210-999C	151
220-014	153
220-015	153
220-016	153
220-017	153
220-103	153
220-104	153
220-105	153
220-106	153
220-204	151
220-205	151
220-206	151
220-223	151
220-224	151
220-225	151
220-300	148
220-301	148
220-302	148
220-303	148
220-305	148
220-306	148
220-323	153
220-324	153
220-326	153
220-328	153
220-423	153
220-424	153
220-426	153
220-428	153
220-514	152
220-515	152
220-516	152
220-517	152
220-714	149
220-714G	149
220-715	149
220-715G	149
220-716	149
220-716G	149
220-717	149
220-717G	149

PART NUMBER INDEX

PART NUMBER	PAGE
220-718G	149
220-984	150
220-985	150
220-986	150
220-987	150
220-994	150
220-994G	149
220-995	150
220-995G	149
220-996	150
220-996G	149
220-997	150
220-997G	149
221-014	155
221-015	155
221-016	155
221-017	155
221-018	155
221-114	155
221-115	155
221-116	155
221-117	155
221-118	155
221-204	155
221-205	155
221-206	155
221-207	155
221-208	155
221-214	155
221-215	155
221-216	155
221-217	155
221-218	155
221-224	155
221-225	155
221-226	155
221-227	155
221-228	155
230-004	154
230-005	154
230-006	154
230-007	154
230-008	154
240-003B	122
240-003P	122
240-004B	122
240-004P	122
240-004T	122
240-005B	122

PART NUMBER	PAGE
240-005P	122
240-005T	122
240-006B	122
240-006P	122
240-006T	122
240-007B	122
240-007P	122
240-007T	122
240-008B	122
240-008P	122
240-008T	122
241-004D	122
241-004P	122
241-004T	122
241-005D	122
241-005P	122
241-005T	122
241-006D	122
241-006P	122
241-006T	122
241-008T	122
242-005B	123
246-005B	123
246-006B	123
300-001	138
300-003	138
300-004	138
300-006	138
300-008	138
300-011	138
300-013	139
300-014	139
300-017CLAM	138
300-021CLAM	139
300-023CLAM	138
300-101	139
300-102	140
301-001	140
301-002	140
302-106	140
305-400	141
305-401	141
305-408	141
400-001	144
400-002	144
400-003	144
400-004	144
400-005	144
400-101	144

PART NUMBER	PAGE
400-102	144
400-103	144
400-104	144
400-105	144
400-202	144
400-203	144
400-204	144
400-302	145
400-303	145
400-304	145
400-403	145
400-404	145
400-503	145
400-504	145
500-098	68
500-099	68
500-101	68
500-166-A	69
500-166-B	69
500-168-A	69
500-168-B	69
500-176-A	69
500-176-B	69
500-178-A	69
500-178-B	69
500-186-A	69
500-186-B	69
500-188-A	69
500-188-B	69
500-196-A	69
500-196-B	69
500-198-A	69
500-198-B	69
500-203	63
500-204	63
500-205	63
500-301	65
500-302	65
500-303	65
500-304	65
500-305	65
500-306	65
500-307	65
500-308	65
500-310	65
500-311	65
500-343	66
500-344	66
500-345	66

PART NUMBER	PAGE
500-346	66
500-347	66
500-348	66
500-350	66
500-351	66
500-358	65
500-368	65
500-376	66
500-378	66
500-403	58
500-404	58
500-405	58
500-406	58
500-407	58
500-408	58
500-503	59
500-504	59
500-505	59
500-506	59
500-507	59
500-508	59
500-703-LH	42
500-704-LH	42
500-705-LH	42
500-706-LH	42
500-707-LH	42
500-708-LH	42
500-713-LH	43
500-714-LH	43
500-715-LH	43
500-716-LH	43
500-717-LH	43
500-718-LH	43
500-803	53
500-804	53
500-805	53
500-806	53
500-807	53
500-808	53
500-833	53
500-833SS	53
500-834	53
500-834SS	53
500-835	53
500-835SS	53
500-836	53
500-836SS	53
500-837	53
500-837SS	53

PART NUMBER	PAGE
500-838	53
500-838SS	53
501-308	65
501-356	65
501-358	65
511-308	66
600-02DSBL	86
600-02DSCL	86
600-02DSEL	86
600-02DSPL	86
600-02DSVL	86
600-02H1CSFG	88
600-02H1CSFL	88
600-02H1CSMG	88
600-02H1CSML	88
600-02H1CSRSG	88
600-02H1CSRSL	88
600-02H1SSFG	88
600-02H1SSFL	88
600-02H1SSMG	88
600-02H1SSML	88
600-02H1SSRSG	88
600-02H1SSRSL	88
600-02H3CSRSG	89
600-02H3CSRSL	89
600-02H3SSRSG	90
600-02H3SSRSL	90
600-03DSBL	86
600-03DSCL	86
600-03DSEL	86
600-03DSPL	86
600-03DSVL	86
600-03H1CSFG	88
600-03H1CSFL	88
600-03H1CSMG	88
600-03H1CSML	88
600-03H1CSRSG	88
600-03H1CSRSL	88
600-03H1SSFG	88
600-03H1SSFL	88
600-03H1SSMG	88
600-03H1SSML	88
600-03H1SSRSG	88
600-03H1SSRSL	88
600-03H3CSRSG	89
600-03H3CSRSL	89
600-03H3SSRSG	90
600-03H3SSRSL	90
600-04DSBL	86

PART NUMBER	PAGE
600-04DSCG	86
600-04DSCL	86
600-04DSEG	86
600-04DSEL	86
600-04DSPG	86
600-04DSPL	86
600-04DSVL	86
600-04H1CSFG	88
600-04H1CSFL	88
600-04H1CSMG	88
600-04H1CSML	88
600-04H1CSRSG	88
600-04H1CSRSL	88
600-04H1SSFG	88
600-04H1SSFL	88
600-04H1SSMG	88
600-04H1SSML	88
600-04H1SSRSG	88
600-04H1SSRSL	88
600-04H3CSRSG	89
600-04H3CSRSL	89
600-04H3SSRSG	90
600-04H3SSRSL	90
600-05DSBL	86
600-05DSCL	86
600-05DSEL	86
600-05DSPL	86
600-05DSVL	86
600-05H1CSFG	88
600-05H1CSFL	88
600-05H1CSMG	88
600-05H1CSML	88
600-05H1CSRSG	88
600-05H1CSRSL	88
600-05H1SSFG	88
600-05H1SSFL	88
600-05H1SSMG	88
600-05H1SSML	88
600-05H1SSRSG	88
600-05H1SSRSL	88
600-05H3CSRSG	89
600-05H3SSRSG	90
600-06DSBL	86
600-06DSCG	86
600-06DSCL	86
600-06DSEG	86
600-06DSEL	86
600-06DSPG	86
600-06DSPL	86

PART NUMBER	PAGE
600-06DSVL	86
600-06H1CSFG	88
600-06H1CSFL	88
600-06H1CSMG	88
600-06H1CSML	88
600-06H1CSRSG	88
600-06H1CSRSL	88
600-06H1SSFG	88
600-06H1SSFL	88
600-06H1SSMG	88
600-06H1SSML	88
600-06H1SSRSG	88
600-06H1SSRSL	88
600-06H3CSRSG	89
600-06H3SSRSG	90
600-08DSBB	86
600-08DSCG	86
600-08DSCL	86
600-08DSEB	86
600-08DSEG	86
600-08DSPB	86
600-08DSPG	86
600-08DSVB	86
600-08H1CSFG	88
600-08H1CSMG	88
600-08H1CSRSG	88
600-08H1SSFG	88
600-08H1SSMG	88
600-08H1SSRSG	88
600-08H3CSRSG	89
600-08H3SSRSG	90
600-103	68
600-104	68
600-105	68
600-107	68
600-108	68
600-109	68
600-10DSBG	86
600-10DSCG	86
600-10DSEG	86
600-10DSPG	86
600-10DSVG	86
600-10H1CSFG	88
600-10H1CSMG	88
600-10H1CSRSG	88
600-10H1SSFG	88
600-10H1SSMG	88
600-10H1SSRSG	88
600-10H3CSRSG	89

PART NUMBER	PAGE
600-10H3SSRSG	90
600-110	68
600-111	68
600-112	68
600-113	68
600-114	68
600-115	68
600-116	70
600-117	70
600-118	70
600-119	70
600-120	70
600-121	70
600-122	70
600-123	70
600-128	68
600-12DSBG	86
600-12DSCG	86
600-12DSEG	86
600-12DSPG	86
600-12DSVG	86
600-12H1CSFG	88
600-12H1CSMG	88
600-12H1CSRSG	88
600-12H1SSFG	88
600-12H1SSMG	88
600-12H1SSRSG	88
600-12H3CSRSG	89
600-12H3SSRSG	90
600-130	68
600-131	68
600-132	68
600-133	68
600-136	70
600-137	70
600-138	70
600-139	70
600-141	70
600-143	70
600-14DSBG	86
600-14DSEG	86
600-14DSPG	86
600-14DSVG	86
600-14H1CSRSG	88
600-14H1SSRSG	88
600-16DSBG	86
600-16DSEG	86
600-16DSPG	86
600-16DSVG	86

PART NUMBER INDEX

PART NUMBER	PAGE
600-16H1CSR	88
600-16H1SSR	88
600-18DSBG	86
600-18DSEG	86
600-18DSPG	86
600-18DSVG	86
600-18H1CSR	88
600-18H1SSR	88
600-203	61
600-204	61
600-205	61
600-207	61
600-208	61
600-209	61
600-20DSBG	86
600-20DSEG	86
600-20DSPG	86
600-20DSVG	86
600-20H1CSR	88
600-20H1SSR	88
600-210	61
600-211	61
600-212	61
600-212DSBL	86
600-212DSCL	86
600-212DSEL	86
600-212DSPL	86
600-212DSVL	86
600-212H1CSFG	88
600-212H1CSFL	88
600-212H1CSMG	88
600-212H1CSML	88
600-212H1CSR	88
600-212H1CSRL	88
600-212H1SSFG	88
600-212H1SSFL	88
600-212H1SSMG	88
600-212H1SSML	88
600-212H1SSR	88
600-212H1SSRL	88
600-212H3CSR	89
600-212H3CSRL	89
600-212H3SSR	90
600-212H3SSRL	90
600-213	61
600-214	61
600-215	61
600-228	61
600-230	61

PART NUMBER	PAGE
600-231	61
600-232	61
600-233	61
600-24DSBG	86
600-24DSEG	86
600-24DSPG	86
600-24DSVG	86
600-24H1CSR	88
600-24H1SSR	88
600-30DSEG	86
600-36DSEG	86
601-603	66
601-604	66
601-605	66
601-606	66
601-607	66
601-608	66
601-613	59
601-614	59
601-615	59
601-616	59
601-617	59
601-618	59
601-623	67
601-624	67
601-625	67
601-626	67
601-627	67
601-628	67
601-633	59
601-634	59
601-635	59
601-636	59
601-637	59
601-638	59
701-103	128
701-103G	126
701-104	128
701-104G	126
701-105	128
701-105G	126
701-106	128
701-106G	126
701-107	128
701-107G	126
701-108	128
701-108G	126
701-304G	126
701-306G	126

PART NUMBER	PAGE
701-403	128
701-404	128
701-405	128
701-406	128
701-407	128
701-408	128
701-413	128
701-414	128
701-415	128
701-416	128
701-417	128
701-418	128
701-503G	126
701-504G	126
701-505G	126
701-703G	127
701-704G	127
701-705G	127
701-706G	127
701-707G	127
701-708G	127
701-803G	127
701-804G	127
703-102	128
703-103	128
703-104	128
704-102	128
704-103	128
704-104	128
800-103ADDG	39
800-104ADDG	39
800-105ADDG	39
800-106ADDG	39
800-107ADDG	39
800-108ADDG	39
810-504G	21
810-505G	22
810-514G	21
810-524G	21
810-594G	22
810-604G	22
810-614G	22
850-504G	23
899-113	154
899-114	154
899-115	154
899-117	154
899-123	151
899-123GWH	152

PART NUMBER	PAGE
899-125	151
899-125GWH	152
899-128GWH	152
899-180	78
899-563	53
899-564	53
899-565	53
899-566	53
899-567	53
899-568	53
899-701	148
899-704	148
899-705	148
899-708	148
899-710	148
899-711	148
899-911	70
899-912	70
899-913	70
899-914	70
899-915	70
899-916	70
899-917	70
899-918	70
899-919	70
899-920	70
899-921	70
899-943	70
899-944	70
899-945	70
899-946	70
899-947	70
899-948	70
899-981	70
899-982	70
899-983	70
899-984	70
899-985	70
899-986	70
899-987	70
899-988	70
900-02DSBL	86
900-02DSEL	86
900-02DSPL	86
900-02DSVL	86
900-03DSBL	86
900-03DSEL	86
900-03DSPL	86
900-03DSVL	86

PART NUMBER	PAGE
900-04DSBL	86
900-04DSEL	86
900-04DSPL	86
900-04DSVL	86
900-05DSBL	86
900-05DSEL	86
900-05DSPL	86
900-05DSVL	86
900-06DSBL	86
900-06DSEL	86
900-06DSPL	86
900-06DSVL	86
900-08DSBB	86
900-08DSEB	86
900-08DSPB	86
900-08DSVB	86
900-10DSBG	86
900-10DSEG	86
900-10DSPG	86
900-10DSVG	86
900-12DSBG	86
900-12DSEG	86
900-12DSPG	86
900-12DSVG	86
900-14DSBG	86
900-14DSEG	86
900-14DSPG	86
900-14DSVG	86
900-16DSBG	86
900-16DSEG	86
900-16DSPG	86
900-16DSVG	86
900-18DSBG	86
900-18DSEG	86
900-18DSPG	86
900-18DSVG	86
900-20DSBG	86
900-20DSEG	86
900-20DSPG	86
900-20DSVG	86
900-212DSBL	86
900-212DSEL	86
900-212DSPL	86
900-212DSVL	86
900-24DSBG	86
900-24DSEG	86
900-24DSPG	86
900-24DSVG	86
A1000-1	113

PART NUMBER	PAGE
A1000-112	113
A1000-114	113
A1000-12	113
A1000-14	113
A1000-2	113
A1000-212	113
A1000-3	113
A1000-34	113
A1000-38	113
A1000-4	113
A1001-1	113
A1001-112	113
A1001-114	113
A1001-12	113
A1001-14	113
A1001-2	113
A1001-34	113
A1001-38	113
A101-1	112
A101-112	112
A101-114	112
A101-12	112
A101-2	112
A101-34	112
A1B-A1C11	112
A2020D-1	113
A2020D-112	113
A2020D-114	113
A2020D-12	113
A2020D-2	113
A2020D-212	113
A2020D-3	113
A2020D-34	113
A2020D-4	113
A2B-A2C11	112
A3B-A3C11	112
A4B-A4C14	112
A751L-1	112
A751L-112	112
A751L-114	112
A751L-12	112
A751L-14	112
A751L-2	112
A751L-34	112
A751L-38	112
A751T-1	112
A751T-112	112
A751T-114	112
A751T-12	112

PART NUMBER	PAGE
A751T-14	112
A751T-2	112
A751T-34	112
A751T-38	112
A766L-1	114
A766L-112	114
A766L-12	114
A766L-2	114
A766L-212	114
A766L-3	114
A766L-34	114
A766L-4	114
A766T-1	114
A766T-112	114
A766T-2	114
A766T-212	114
A766T-3	114
A766T-4	114
A850L-1	114
A850L-112	114
A850L-114	114
A850L-12	114
A850L-14	114
A850L-2	114
A850L-34	114
A850L-38	114
A850T-1	114
A850T-112	114
A850T-114	114
A850T-12	114
A850T-14	114
A850T-2	114
A850T-34	114
A850T-38	114
AE-1400	110
AE-1400-24VAC	110
AE-1400-24VDC	110
AE-1400M	110
AE-180-120-12	110
AE-180-24VAC	110
AE-180-24VDC	110
AE-2100	110
AE-2100-24VAC	110
AE-2100-24VDC	110
AE-2100M	110
AE-3100	110
AE-3100-24VAC	110
AE-3100-24VDC	110
AE-3100M	110

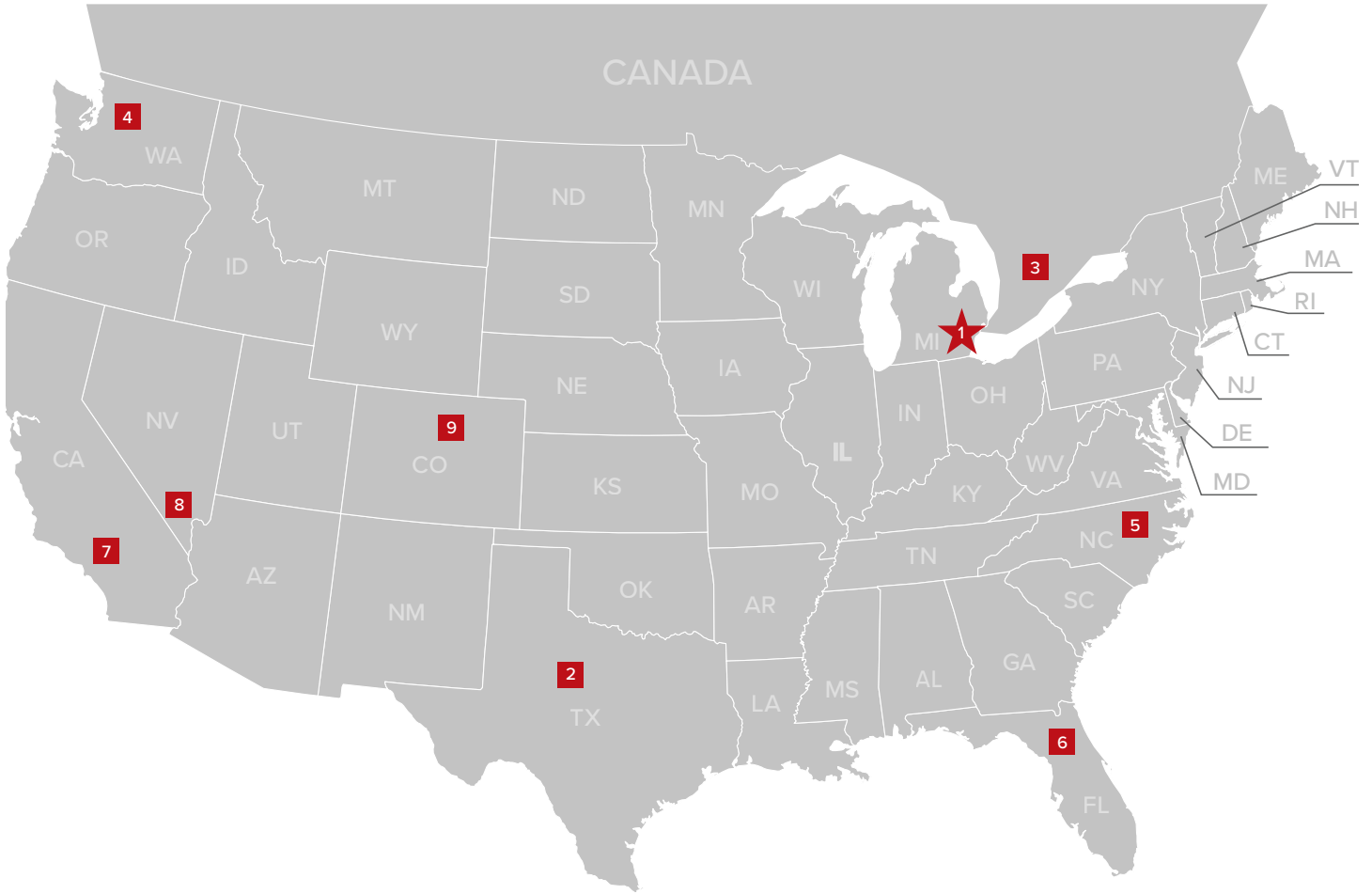
PART NUMBER	PAGE
AE-350	110
AE-350-24VDC	110
AE-4400	110
AE-4400-24VAC	110
AE-4400-24VDC	110
AE-4400M	110
AE-700	110
AE-7000	110
AE-7000-24VAC	110
AE-7000-24VDC	110
AE-7000M	110
AE-700-24VAC	110
AE-700-24VDC	110
AE-700M	110
AE-880	110
AE-880-24VAC	110
AE-880-24VDC	110
AE-880M	110
AE-9700	110
AE-9700-24VAC	110
AE-9700-24VDC	110
AE-9700M	110
AEP-100	115
APP-200	116
ASC-120VAC	115
ASC-120VAC-XP	115
ASC-12VDC	115
ASC-240VAC	115
ASC-240VDC COIL	115
ASC-24VAC	115
ASC-24VDC	115
ASC-24VDC-XP	115
ASCM-28	115
ASM-200	115
ASM-400	115
ASM-X-200	115
ASV-120	115
ASV-120VAC-N7	115
ASV-120XP	115
ASV-24VDC-N7	115
ASV61-24VDC	115
BGO10	87
BGO12-14	87
BGO16	87
BGO18	87
BGO20	87
BGO2-3	87
BGO24	87
BGO4	87

PART NUMBER INDEX

PART NUMBER	PAGE
BGO5-6	87
BGO8	87
BLH2-3	87
BLH4	87
BLH5-6	87
BLH8	87
FABRICATED	112
HPBGO10	91
HPBGO12	91
HPBGO14	91
HPBGO16	91
HPBGO18	91
HPBGO2	91
HPBGO2.5-5	91
HPBGO20	91
HPBGO24	91
HPBGO6-8	91
HPLH2	90
HPLH2.5-5	90
HPLH2.5-5SS	90
HPLH2SS	90
HPLH6	90
HPLH6SS	90
JV-100-DA	111
JV-100-SR	111
JV-120-DA	111
JV-120-SR	111
JV-140-DA	111
JV-140-SR	111
JV-160-DA	111
JV-160-SR	111
JV-190-DA	111
JV-190-SR	111
JV-200-DA	111
JV-200-SR	111
JV-240-DA	111
JV-240-SR	111
JV-270-DA	111
JV-270-SR	111
JV-300-DA	111
JV-300-SR	111
JV-50-DA	111
JV-50-SR	111
JV-60-DA	111
JV-60-SR	111
JV-70-DA	111
JV-70-SR	111
JV-80-DA	111
JV-80-SR	111

PART NUMBER	PAGE
JV-90-DA	111
JV-90-SR	111
MT1	115
TAF-AFF	80
TAF-BFF	80
TAF-CFF	80
TB-ACC	82
TB-AFF	82
TB-BCC	82
TB-BFF	82
TB-CCC	82
TB-CFF	82
TB-DCC	82
TB-DFF	82
TB-ECC	82
TB-EFF	82
TB-FCC	82
TB-FFF	82
TBG-AFF	79
TBG-BFF	79
TG-ACC	83
TG-AFF	82
TG-BCC	83
TG-BFF	82
TG-CCC	83
TG-CFF	82
TG-DCC	83
TG-DFF	82
TG-ECC	83
TG-EFF	82
TG-FCC	83
TG-FFF	82
TGG-ACC	79
TGG-AFF	79
TGG-APP	80
TGG-BCC	79
TGG-BFF	79
TGG-BPP	80
TGG-CCC	79
TGG-CFF	79
TGG-CPP	80
TGG-DCC	79
TGG-DFF	79
TGG-DPP	80
TGG-ECC	79
TGG-EFF	79
TGG-EPP	80
TGG-FCC	79
TG-GFF	83

PART NUMBER	PAGE
TGG-FFF	79
TGG-FPP	80
TG-GGG	83
TG-HFF	83
TG-HGG	83
TG-IFF	83
TG-IGG	83
TG-KFF	83
TG-KGG	83
TG-LFF	83
TG-LGG	83
TG-MFF	83
TG-MGG	83
TG-NFF	83
TG-NGG	83
TRAA-BFF-Q	80
TRAB-BFF-Q	81



STOCKING WAREHOUSES

1 JOMAR VALVE HEADQUARTERS
 WARREN, MI 48092
 586.268.1220

2 JIM BRYCE & ASSOCIATES
 DALLAS, TX 75220
 972.737.3981

3 NEO VALVES LTD
 VAUGHAN, ON L4L 085
 905.264.6556
 CANADA

4 NORPAC
 KENT, WA 98031
 253.850.8800

5 SNIDER
 CHARLOTTE, NC 28273
 704.588.0915

6 THE SPIRIT GROUP
 ORLANDO, FL 32803
 407.291.6035

7 ELMCO STEWART
 INDUSTRY, CA 91746
 626.333.9942

8 ELMCO SILVER STATE
 LAS VEGAS, NV 89139
 702.871.1966

9 KM SALES
 WESTMINSTER, CO 80234
 303.292.1355

REP LOCATOR MAP



TERMS & CONDITIONS

UNLESS OTHERWISE SPECIFIED IN WRITING, THE FOLLOWING WILL PREVAIL:

GENERAL

The possession of the Jomar International catalog and/or literature is not to be construed as an offer to sell the goods listed herein. All orders shall be subject to the approval and acceptance of Jomar International, dba Jomar Valve, hereinafter referred to as the Company, at its principal office in Warren, Michigan.

All Company proposals, all acceptances of Purchaser's orders, and all sales by the Company are expressly limited to, and expressly made conditional upon, the Purchaser's acceptance and assent to the Standard Terms and Conditions of Sale as set forth herein, notwithstanding receipt of, or acknowledgment of, the Purchaser's order form or specifications containing additional or different provisions, or conflicting oral representations by any agent or employee of the Company. No waiver, change or modification of any terms or conditions on the face or reverse hereof shall be binding on the Company unless made in writing and signed by an officer of the Company.

PRICES AND TERMS

All prices are subject to change without notice. Minimum billing is \$50.00. Terms are 2% 10 days, NET 30 days subject to approved credit. Not applicable to credit card payments. Credit card payments are subject to a 3% credit card convenience fee. Shipments can be expected, prior to establishing credit, by including check with order for full amount or specifying C.O.D. Any order originating outside the contiguous United States, Alaska, Hawaii or Canada shall be subject to an irrevocable letter of Credit confirmed by a U.S. bank or a sight draft. There is a 1-1/2% per month service charge on all balances unpaid by the 1st of the following month (18%) annual interest rate.

PERFORMANCE GUARANTEE

The Company guarantees to the original purchaser that the equipment of its manufacture will perform at rated capacity as stated only when (1) properly installed, connected, started, operated and maintained in accordance with Company Instruction(s), and/or Information Guide(s), as revised from time to time, and (2) used for the applications specified and (3) used in the environments as specified or as limited. If equipment is part of a greater system, the Company accepts responsibility only for the equipment manufactured by it.

THIS EQUIPMENT MUST BE INSTALLED, OPERATED, AND MAINTAINED IN ACCORDANCE WITH THE APPROPRIATE INSTRUCTION(S) AND/OR INFORMATION GUIDE(S), AS REVISED FROM TIME TO TIME, PURCHASERS OF THE COMPANY'S EQUIPMENT WAIVE SUBROGATION ON ALL ITEMS COVERED UNDER THEIR OWN OR OTHER INSURANCE.

LIMITED WARRANTY ON THE EQUIPMENT ITSELF

The Company, for a period of one year from the date of shipment, warrants each product or system of its own manufacture to the original purchaser to be free from defects in material and workmanship under normal use, service and maintenance. Normal use, service and maintenance means:

- Not in excess of the maximum pressures, temperatures, volumes and rated capacities or other parameters specified in the Company's Product Bulletins, Specification Sheets, and/or quotation(s).
- Using only fluids specified in the Company's Product Bulletins, Specification Sheets, and/or quotations.
- Operation and maintenance in compliance with the appropriate instructions and/or Information Guides.

FREIGHT ALLOWANCE

All prices are FOB Warren, Michigan with full freight prepaid and allowed within the contiguous United States on shipments of \$3,000.00 net or more, including ductile/cast iron, stainless steel, and carbon steel products. Any combination of products, items or sizes may be combined to satisfy the dollar amount required to earn full freight allowance. The Company reserves the right to select the most economical routing and shall not be liable by reason of the mode or route of shipment nor held responsible for any accessorials charges beyond the standard freight and fuel charges such as lift-gate, redelivery, re-consignment, residential, lift-gate surcharges, etc.

EXPORT SHIPMENTS

All prices are FOB plant, Warren, Michigan, with full freight prepaid and allowed to Port of Exit on shipments of \$3,000.00 net or more, including ductile/cast iron, stainless steel, and carbon steel products.

PACKAGING

All list prices are based on domestic packaging. For export packaging, contact the factory for pricing.

DELIVERY

The quoted time of delivery is understood to be from date of receipt of all necessary information including Purchaser's approval, if applicable. Any delay in delivery of any installment shall not relieve purchaser of its obligation to accept remaining deliveries. The Company shall not be liable for damages or for cancellation of the contract as a result of any delay due to any cause beyond the Company's reasonable control including, but not limited to, act of God, act of the purchaser, embargo or other governmental acts, regulations or requirements, fire accident, labor disputes, war, civil insurrection or riot, delay in transportation or the inability to obtain necessary labor, materials or manufacturing facilities. In the event of any such delay the date of delivery shall be extended for a period equal to the time lost by reason of the delay. All shipments, unless otherwise specified, shall be FOB shipping point and the purchaser assumes responsibility for damage or loss in transit. The Company shall not be liable or responsible by reason of the mode or route of shipment.

Products or goods not of Company manufacture supplied in piece, or as components to a system designed or sold by the Company, are not covered by this warranty. However, the Company will extend to the purchaser the benefit of such adjustment as is obtained from the manufacturer of that component or product. This warranty does not apply to damage caused by any or all of the following circumstances or conditions:

- Freight damage.
- Parts and/or accessories or components not obtained from or approved by the Company.
- Any consequential or incidental damage arising from the use of the product, system or other goods manufactured or sold by the Company.
- Misapplication, misuse, abuse, or failure to follow the Product Instruction Sheets and/or Information Guides

The remedy under this warranty is limited to the repair or replacement of any parts found upon examination by the Company to have been defective, and shall not include removal and reinstallation costs involved in the exchange. The remedy shall be conditioned upon receipt of written notice by the Company of any alleged defects promptly after discovery thereof within the warranty period. Generally, consent, if given, will be upon the condition that the purchaser assumes and prepays all carrier charges.

THIS WARRANTY IS EXCLUSIVE. THE COMPANY EXPRESSLY DISCLAIMS ANY AND ALL OTHER WARRANTIES, WHETHER EXPRESSED OR IMPLIED, INCLUDING ANY IMPLIED WARRANTY OR MERCHANT ABILITY OF FITNESS FOR A PARTICULAR PURPOSE OR, ANY PURPOSE.

No person, including any dealer or representative of the Company, is authorized to make any representations concerning the Company products or systems on behalf of the Company or to assume for the Company the obligations contained in this warranty. The Company reserves the right to make design and other changes, modifications or improvements upon its products or systems, without any obligation to install same on any previously sold or delivered products or systems. This warranty gives the purchaser specific legal rights. The purchaser may have other rights that vary from state to state.

DISPOSITION OF FREIGHT SHIPPING

Freight can be refused based on the following terms and conditions:

- Signs of Damage - It is imperative that prior to signing the Bill of Lading, check for discovered or concealed damage. Discovered damage can be evident on the outside of the box, crate, etc. Concealed damage can be found within the box/crate. Once damage is discovered, please document what you see, and if possible, take pictures to provide to our Customer Service team. Please note, signing for a damaged shipment without proper notation of damages is acknowledging that the shipment arrived undamaged. In addition, to avoid having your claim disputed, please have the truck driver call in the damaged goods to their office and provide an OS&D (Over, Short, & Damaged) claim number.
- Errors on Paperwork - The Bill of Lading should accurately represent exactly what is being shipped, the correct address, the billing party, etc. If there is an error where the shipment is being delivered to the wrong address or person, you can refuse shipment.
- Duplicate Shipment - If you have received a duplicate shipment due to an error on our part, you may refuse shipment.

In the event that you must refuse shipment, please contact our Customer Service team by phone at 586.268.1220 or email csr@jomar.com.

LIMITATION OF LIABILITY

It is expressly agreed that the liability is limited and the Company does not function as an insurer. The purchaser and/or user agree that the Company is not liable for loss, harm or damage due directly or indirectly to any occurrence of consequence therefrom. If the Company should be found liable to anyone in any theory (except any express warranty where the remedy is set forth in this document) for loss, harm, or damage, the liability of the Company shall be limited to the lesser of the actual loss, harm or damage, or the original purchase price of the involved equipment, system or service when sold (or when services performed by) the Company to its customer. This liability is exclusive and regardless of cause or origin resulting directly or indirectly to person or property from:

- The performance or non-performance of any obligation set forth in this warranty and warranty policy.
- Any agreement, oral or written, including specifications, between the Company and the customer.
- Negligence, active, passive or otherwise, of the Company or any of its agents, employees, or independent contractors.
- Breach of any judicially imposed warranty or covenant and,
- Misrepresentation or strict liability involvement.

SPECIAL PRODUCTS

Special products produced to order, or products not normally stocked, are subject to a 10% overrun or underrun. Pattern equipment, tooling, etc., built for the manufacture of purchaser's products shall at all times remain in the possession of the Company. Since such equipment is made or supplied on a non-profit basis, it shall not be removed from the Company's plant except upon payment of a minimum 20% charge: based on the original equipment costs to cover engineering, drafting, and handling. The Company agrees to maintain such equipment except the major repairs or replacement would be at the purchaser's expense. If no orders have been received for production for a period of eighteen months, the Company accepts no liability for the continued existence or availability of such equipment after such period. Written notification advising the customer of the expiration date will not be required of the Company.

BUYER'S PURCHASE ORDER TERMS

The terms on the purchase order shall not change, enlarge, or modify Company's liability or obligations.

SHORTAGE AND BREAKAGE

The Company's responsibility for delivery of materials sold FOB shipping point ends when the receipt is obtained from the consignor of the transportation company. It is agreed that the purchaser shall notify the Company of any shortage within five (5) days from receipt of the material. In the event of loss or damage incurred in transit, the carrier shall be responsible and claims for parts broken or lost in shipment are to be filed with the transportation company by the Company.

CANCELLATION OF ORDERS

If, for any reason, the purchaser desires to cancel an order, such cancellation shall only be with written consent of the Company, and then only after payment is made to the Company for all costs incurred which shall include but not be limited to, material, labor, overhead, and reasonable profit.

RETURNS AND RESTOCKING CHARGES

Equipment may be returned to Jomar Valve at 7243 Miller Drive, Warren, Michigan 48092, only upon prior written authorization of the Company. Consent, if given, will be upon the condition the purchaser assumes all carrier charges responsibility for damages in transit, and a minimum 15% restocking charge, and then only if the so authorized material is in new and unused condition and returned within one year from the original date of shipment. All returns are issued in the form of material credit toward future purchases. The credit will be based on the original invoice price or the current price, whichever is lower, less the applicable restocking charge. In the event that an end user contacts the Company's office, we will direct them to contact their point of purchase (e.g. Wholesaler) to process any returns.

SERVICE

Unless otherwise noted herein, the cost of the equipment does not include service or installation. All services performed by the Company are subject to purchaser's payment of the Company's prevailing charges plus necessary travel and living expense.

TAXES

Any tax or taxes that may be imposed upon the goods that are the subject of this sale, or upon the sale or delivery, shall be added to and become a part of the contract price.

REGULATIONS

Every contract of sale shall be subject to all applicable state and federal statutes and regulations. The terms of this agreement shall be construed in accordance with the laws of the state of Michigan.

WARRANTY AND LIMITATIONS OF LIABILITY

Jomar Group warrants, to its initial purchaser only, that its products which are delivered to this initial purchaser will be of the kind described in the order or price list and will be free of defects in workmanship or material.

LIFETIME STEM LEAKAGE AND FIVE-YEAR BODY LIMITED WARRANTY

For Jomar Group's valves listed below, this warranty is for a lifetime period covering leakage through the stem and a five year period from the date of shipment to you, our initial purchaser, covering leakage in or on the body. This warranty applies only to the Jomar Group products listed here:

T-200CSSG*	TWV-3W-KIT-G	JP-100 XLC	TB-120MFG
S-200CSSG*	TWV-3W-KIT-G1	S-100-DUE	TB-130MFG
T-100CG	T-82MG	T-82-M	TB-150MFG
S-100CG	T-200CSS*	T-203	175-LWN
T-100CSSG	S-200CSS*	T-203DU	175-LWIN
S-100CSSG	T-100NE	T-204	125-LWN
JP-100G	S-100NE	T-204DU	125-LWN-S
JP-100G XLC	T-100SSE	T-205	125-LWN-SA
JP-100SSG	T-100SSS	TB-120G	175-LWIBP
JP-100SSG XLC	T-100FMN	TB-130G	125-LWIBP
JP-100HCG	S-100FMN	TB-150G	125-LWBP
T-100-UEG	T-100UE	TB-120MG	175-LWBP
T-100HCG	T-100STN	TB-130MG	125-LWUBP
T-100FBG	JP-100	TB-150MG	175-LWMP

*Five-Year Body Limited Warranty Only; Leakproof Stem - Lifetime Warranty Not Applicable

ONE YEAR LIMITED WARRANTY

Jomar Group warrants all other products, to be free of defects in workmanship or material for a period of one year from the date of shipment to you, our initial purchaser.

Should any failure to conform to these warranties appear within the stated period after the date of the initial shipment to our initial purchaser, Jomar Group will, upon written notification thereof and substantiation that the goods have been stored, installed, maintained and operated in accordance with Jomar Group's recommendations and standard industry practice, correct such defects by suitable repair or replacement at Jomar Group's own expense.

This warranty is exclusive and is in lieu of any implied warranty of merchantability, fitness for a particular purpose or other warranty of quality, whether expressed or implied, except the warranty of title and against patent infringement. Correction of non-conformities, in the manner and for the period of time provided above, shall constitute fulfillment of all liabilities of Jomar Group to our initial purchaser, with respect to the goods, whether based on contract, negligence, strict tort or otherwise. It is the intention of Jomar Group that no warranty of any kind, whether expressed or implied shall pass through our initial purchaser to any other person or corporation. Limitation of liability: Jomar Group shall not under any circumstances be liable for special or consequential damages such as, but not limited to, damages or to loss of other property or equipment, loss of profits or revenue, cost of capital, cost of purchased or replacement goods, or claims of customers of our initial purchaser. The remedies of our initial purchaser, and all others, set forth herein, are exclusive, and the liability of Jomar Group with respect to same shall not, except as expressly provided herein, exceed the price of the goods upon which such liability is based.

In the event that labor reimbursement is agreed upon due to defects in workmanship or material: Jomar Group will reference relevant published industry data to determine a reimbursement value, not to exceed \$75/man-hr and maximum assigned man-hrs per valve as published.

COMPETITOR CROSS REFERENCE

BALL VALVES	JOMAR	NIBCO	APOLLO	MILWAUKEE	WATTS	LEGEND	RED WHITE	MATCO-NORCA
	T-200CSSG	T-585-80-LF	77CLF-100	UPBA-400	LFB6090			
	S-200CSSG	S-585-80-LF	77CLF-200	UPBA-450	LFB6091			
	T-100CG		77FLF-100			T-1001NL	5044AB	759TLF
	S-100CG		77FLF-200			S-1001NL	5049AB	759SLF
	T-100CSSG	T-585-66-LF	77FLF-140	UPBA-400S	LFB6001			
	S-100CSSG	S-585-66-LF	77FLF-240	UPBA-450S	LFB6001			
	JP-100G	PC-FP600A-LF	77VLF/77WLF	UPBA-100 P2		P200NL	5020AB	759PLF
	JP-100SSG	PC-585-66-LF	77LWF-140	UPBA-100S			5020ABS	
	T-422G		EPXV		LFFBV-PEX-F1960	T-1960NL	3400RAB	754PXCELf
	T-200CSS	T-585-70	70-100/77F-100/77G-UL	BA-400	B6000			
	S-200CSS	S-585-70	70-100/77-100	BA-150	B6081			
	T-100NE					T-1001	5044F	759T
	T-100SSE	T-585-70-66	70-140	BA-400S	B6000-SS		5544S	
	T-100SSS	T-585-70-66-ST	70-140-64W	BA-400S3				
	T-100FMN	MTT585-70	70-800	BA-100-M			5581	
	T-100STN		GB-50			T-1100	5060	754DTLF
	JP-100	PC-585-70	77W	BA-100 P2		P-200	5020	
	T-82M / T-83C		94 MBV			T-800/900	5080	755/759MF
	T-CS-1001N-SS	TC-580-CS-R-66-LL	73A-100	20CSOR-N1-LL	C-FBV-1	T-730	7770	25CS
T-CS-1000N-SS-4B	T-595-CS-R-66-LL	83-100	30CSOF-02-LL				30CS	
T-SS-1001N	T-585-S6-R-66-LL	76F-100	20SSOR-N1-LL	S-FBV-1	T-712	4880	20SS	
T-SS-1000N-4B	T-595-S6-R-66-LL	86R-100	30SSOF-02-LL		T-717	4660	30SS	

BALANCING VALVES	JOMAR	NIBCO	CALEFFI	BELL AND GOSSETT	IMI	VICTAULIC	ARMSTRONG	MACON	ACORN	THERMOMEGATECH
	RECIRCSETTER™ TB-120G			TEMPSETTER		THERM ZERO			TEMPFLOW	CS
	RECIRCSETTER™ TB-130G		THERMOSETTER							CSUTD
	RECIRCSETTER™ TB-150G		THERMOSETTER							
	TBG	T/S-1805	FLO-SET	CIRCUIT SETTER	UA ZERO		CBV-LF	MB		
	TGG-FNPT	T-1810-LF	FLO-SET	CIRCUIT SETTER		TA SERIES 790		STV LOW LEAD		
	TGG-SWT	S-1810-LF	FLO-SET	CIRCUIT SETTER				STVL LOW LEAD		
	TAF LEAD FREE	T/S-1880			ICSS LEAD FREE		ICSS	AL LOW LEAD		
	TB-FNPT	T-1805	FLO-SET	CIRCUIT SETTER	UA		CBV			
	TB-SWT	S-1805	FLO-SET	CIRCUIT SETTER	UA					
	TG-FNPT	T-1810	QUICKSETTER	CIRCUIT SETTER						
	TG-SWT	S-1810	QUICKSETTER	CIRCUIT SETTER						
	TG-FLANGED	F739		CIRCUIT SETTER	VF	TA SERIES 788	CBV-GS	VF		
TG-GROOVED				VG	TA SERIES 789	CBV-FS	VG			

COMPETITOR CROSS REFERENCE

	JOMAR	NIBCO	APOLLO	MILWAUKEE	WATTS	LEGEND	RED WHITE	MATCO-NORCA
BUTTERFLY VALVES	BFV-LUG (E)	LD-2022	LD141	ML134E	BF-03	T-365SS	938DEML	B5LE
	BFV-LUG (B)	LD-2122	LD141	ML134B	BF-03	T-367SS	938DNML	B5LB
	BFV-LUG (P)							
	BFV-LUG (V)	LD-2222	LD141	ML234V	BF-03			
	BFV-WAFER (E)	WD-2022	WD141	MW134E	BF-04	T-335SS	937DEML	B5WE
	BFV-WAFER (B)	WD-2122	WD141	MW134B	BF-04	T-337SS	937SNML	B5WB
	BFV-WAFER (P)							
	BFV-WAFER (V)	WD-2222	WD141		BF-04			
	HPBFV-CS-150	G1L-CSS	215L	HP1LCS				
	HPBFV-SS-150	G1L-SSS	215L	HP1LSS				
	HPBFV-CS-300	G3L-CSS	230L	HP3LCS				
	HPBFV-SS-300	G3L-SSS	230L	HP3LSS				
GATE VALVES	T-351G	T-111-LF	101T-LF	UP148				512LF
	S-351G	S-111-LF	101S-LF	UP149				512LF
	T-301G	T-113-LF	102T-LF	UP667	LFWGV	T-401NL	267AB	514TLF
	S-301G	S-113-LF	102S-LF	UP668	LFWGV	S-401NL	268AB	514CLF
	T-301	TI-8	102T	105	WGV-X	T-401	267	514T
	S-301	SI-8	102S	115	LFWGV	S-401	268	514C
	F-351	F-619	610F	F-2882	405-NRS-RW	T-301	415	100F
	F-361	F-617-0	611F	F-2885	408-OSY-RW	T-303	421	105F
	T-511G	T-413-Y-LF	163T-LF			T-453NL	236AB	
	S-511G	S-413-Y-LF	163S-LF			S-453NL	237AB	
	T-521G	T-480-Y-LF	61LF-100	UP548T	LF600 / LF601	T-450NL	232AB	525TFL
	S-521G	S-480-Y-LF		UP1548T	LF601S	S-455NL	233AB	525CLF
CHECK VALVES	T-501G			UP509	LFWCV	T-451NL	246AB	521TLF
	S-501G			UP1509	LFWCVS	S-451NL	247AB	521CLF
	P-501G			UP969		P-451NL		
	T-511	T-413-Y	164T	515Y	CVY	T-453	236B	532T
	S-511	S-413-Y	161S	1509Y	CVYS	S-453		532C
	T-501	TI-3		509		T-451	246	521T
	S-501	SI-3		1509		S-451	247	521C
	T-550					T-750	884	60SS
	F-571	F-918-N	920F	F-2974	411	T-311	435	115F
	F-591	W-910-SS	910WB-LF	8800	ICV-125-2-2-T	T-312	442	CVC
	T-100FBG							
	STRAINERS	T-651G	T221A	59-LF			T-15NL	380AB
S-651G		S221A	59LF-300			S-15NL	387AB	145CLF
F-651		F-751-A	YCF		77F-DI-125	T-19	381	140F

