

INVACARE®
9805P
HYDRAULIC LIFT



Too often, manual patient transfers lead to caregiver back injuries. The **Invacare® 9805P Hydraulic Lift** was created to help make handling situations safer and affordable for everyone involved. With their slim design, these hydraulic lifts are versatile enough to use for most any and all patient transfers. The features of the 9805P include a padded swivel bar and push handle, a 450 lb. weight capacity, durable chrome-plated construction or painted finish and 360° patient rotation without side-to-side sway. Lightweight construction and easy disassembly allow for quick transport and setup. Indispensable to patients and caregivers alike, the 9805P lift offers safety, comfort and stability.

Features

Six-point swivel bar attachment easily adapts to all sling styles and positions

Low friction casters significantly improve rollability and contribute to caregiver safety

20" - 64" range allows for patient to be picked up from lying position on floor

Pump handle can rotate from side to side for convenience of attendant

Offset mast and boom style provide better lift path, maximizing full travel range

Swivel bar and pump handle are padded for comfort

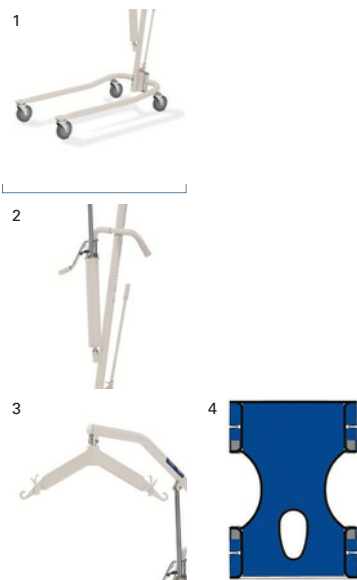
Elongated handle design serves a broad range of operator heights and offers improved handling ability

Completely enclosed cam moves legs of adjustable base

Base offers obstruction-free operation; ideal for cleaning

Screw-in pin at mast base provides maximum stability and prevents removal of mast

HCPCS Code: E0630



- 1. Adjustable base Model # 9884
- 2. Hydraulic pump
- 3. Swivel bar
- 4. Standard sling







Model #	Chain or Strap Assembly Kit (required for Invacare 9000 Series Wheelchairs)
9070	sling strap assembly kit
9071	sling chain assembly kit

Model #	Fabric/Style
9042	solid polyester without commode
9043	solid polyester/with commode
9046	mesh polyester/without commode
9047	mesh polyester/with commode



Invacare America
www.InvacareAmerica.com

One Invacare Way
Elyria, Ohio 44035-4190
(800) 333-6900

Model #	 Height At Sling Hook Up Dimensions	 Base 6.5"H Clearance 42.25"W Open 22"W Closed 46.75"L	 Casters 5"	 Weight 68 lb.	 Weight Capacity 450 lb.	 Limited Warranty 3 Years Lift 1 Year Hydraulic Pump
9805P	17" - 61" H	6.5"H Clearance 42.25"W Open 22"W Closed 46.75"L	5"	68 lb.	450 lb.	3 Years Lift 1 Year Hydraulic Pump

©2025 Invacare America. All rights reserved. Trademarks are identified by the symbols TM and [®]. All trademarks are owned by or licensed to Invacare America unless otherwise noted. Specifications are subject to change without notification. Form No. 11-246 Rev. 05/25