

# SONANCE

## PROFESSIONAL SERIES



Photo Credit: The Bindery, Denver CO - Courtesy of Aurum

IN-CEILING SPEAKERS | PENDANT SPEAKERS | SURFACE MOUNT SPEAKERS

### ABOUT SONANCE PROFESSIONAL SERIES

Sonance Professional Series has become a game-changer for commercial audio, delivering clean aesthetics, excellent sonic performance, and consistent tonality across its form factors. Available in in-ceiling, pendant, and surface mount speakers, Sonance Professional Series speakers are perfect for boardrooms, retail, hotels, restaurants, houses of worship, education, gyms, casinos, car dealerships, or anywhere requiring a high quality 70V/100V loudspeaker.

The In-Ceiling Speakers feature a one-piece bezel-less grille that is magnetically secured and allows for a one-step painting process to simplify installation and minimize visual distraction. The optional square adapter allows the speakers to match the aesthetic of downlights and HVAC grilles. The sealed metal enclosure incorporates cable and conduit clamping, side knock-out, seismic attachment and a swing-door connector cover. UL 1480 and UL 2043 certified. Available in 4", 6.5" and 8" 2-Way and 8" Woofer - all shipped with a white grille. Optional black grille and square adapter with white or black grille are also available.

The Pendant Speakers utilize a minimalistic design similar to pendant lighting to blend discreetly into the environment and take advantage of the same one-piece grille design as the In-Ceiling Speakers to deliver consistent sight lines when installed in the same space. The unique integrated top cover hides the hanging hardware and wiring connector. UL 1480 and UL 2239 certified. Available in 4", 6.5" and 8" 2-Way and 8" Woofer in either black or white (paintable).

The Surface-Mount Speakers feature Sonance's patented FastMount™ bracket and front cable connection to speed up the installation process and provide a clean appearance. The weather, impact, and extreme temperature resistant construction and powder coated aluminum grille allow them to be used in either indoor or outdoor applications. UL 1480A certified, IP45 for surface mount speakers, MIL-STD-810, and UV IEC 529. Available in 4", 5.25", 6.5" and 8" 2-Way and 8" Woofer in either black or white (paintable).



PENDANT



IN-CEILING



SURFACE MOUNT

## ENGINEERED FOR EXCELLENCE

Sonance Professional Series has been engineered with a level of attention to detail and focus on performance and reliability that is not typically seen in the commercial audio industry.

- Full-fidelity transformer for uncompromised 70V/100V tonality
- Heavy-duty voice coil for longevity and reliability at high power
- High-excursion polypropylene woofer for extended and effortless bass response
- Chambered 1" soft dome tweeter for accurate high-end detail
- Pivoting tweeter\* to allow treble to be directed to achieve optimum sound stage
- Exceptional off-axis response for superior coverage with less speakers
- Consistent voicing across categories to achieve constant tonality if combined in a space
- Developed using cutting-edge design and testing software to achieve:
  - Significantly reduced distortion
  - Higher power handling
  - Consistent tonality across all volume levels

\*In-Ceiling and Pendant

### IN-CEILING



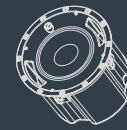
PS-C43RT



PS-C63RT



PS-C83RT



PS-C83RWT

	PS-C43RT	PS-C63RT	PS-C83RT	PS-C83RWT
<b>Tweeter</b>	1" (25mm) cloth dome, pivoting	1" (25mm) cloth dome, pivoting	1" (25mm) cloth dome, pivoting	N/A
<b>Woofer</b>	4" (100mm) poly cone, rubber surround	6.5" (165mm) poly cone, rubber surround	8" (203mm) poly cone, rubber surround	8" (203mm) poly cone, rubber surround
<b>Frequency Range +/-3dB</b>	75Hz - 20kHz	65Hz - 20kHz	55Hz - 20kHz	50Hz - 150Hz
<b>Power Handling RMS</b>	60W program, 30W pink noise	120W program, 60W pink noise	160W program, 80W pink noise	300W program, 150W pink noise
<b>Sensitivity</b>	87dB	91dB	91dB	89dB
<b>Transformer Tabs</b>	30W, 15W, 7.5W, (3.8W 70V), 8 Ohm	60W, 30W, 15W, (7.5W 70V), 8 Ohm	60W, 30W, 15W, (7.5W 70V), 8 Ohm	120W, 60W, 30W, (15W 70V), 8 Ohm
<b>Impedance</b>	8 Ohm nominal	8 Ohms nominal	8 Ohms nominal	8 Ohms nominal
<b>Termination</b>	Removable locking clip-in connector	Removable locking clip-in connector	Removable locking clip-in connector	Removable locking clip-in connector
<b>Included Accessories</b>	C-rings, tile rails, cutout template, grille	C-rings, tile rails, cutout template, grille	C-rings, tile rails, cutout template, grille	C-rings, tile rails, cutout template, grille
<b>Dimensions</b>	6.3" X 7.01" (160mm x 178mm)	9.13" X 8.86" (232mm x 225mm)	11.06" X 9.84" (281mm x 250mm)	11.06" X 9.84" (281mm x 250mm)
<b>Cut out diameter</b>	5.875" (149mm)	8.25" (210mm)	10.125" (257mm)	10.125" (257mm)
<b>Standards Compliance</b>	UL1480A, UL 2043, NFPA90 & NFPA70; S7232	UL1480A, UL 2043, NFPA90 & NFPA70; S7232	UL1480A, UL 2043, NFPA90 & NFPA70; S7232	UL1480A, UL 2043, NFPA90 & NFPA70; S7232



PS-C41RT



PS-C61RT



PS-C43RTLTP (LOW PROFILE)



PS-C63RTLTP (LOW PROFILE)

	PS-C41RT	PS-C61RT	PS-C43RTLTP (LOW PROFILE)	PS-C63RTLTP (LOW PROFILE)
<b>Tweeter</b>	.75" (19mm) cloth dome	.75" (19mm) cloth dome	1" (25mm) cloth dome, pivoting	1" (25mm) cloth dome, pivoting
<b>Woofer</b>	4" (165mm) poly cone, rubber surround	6.5" (203mm) poly cone, rubber surround	4" (100mm) poly cone, rubber surround	6.5" (165mm) poly cone, rubber surround
<b>Frequency Range +/-3dB</b>	95Hz - 20kHz	83Hz - 20kHz	75Hz - 20kHz	65Hz - 20kHz
<b>Power Handling RMS</b>	60W program, 30W pink noise	100W program, 50W pink noise	60W program, 30W pink noise	120W program, 60W pink noise
<b>Sensitivity</b>	87dB	91dB	87dB	91dB
<b>Transformer Tabs</b>	25W, 12.5W, 6.25W, (3.125W 70V), 8 Ohm	32W, 16W, 8W, (4W 70V), 8 Ohm	30W, 15W, 7.5W, (3.8W 70V), 8 Ohm	60W, 30W, 15W, (7.5W 70V), 8 Ohm
<b>Impedance</b>	8 Ohms nominal	8 Ohms nominal	8 Ohms nominal	8 Ohms nominal
<b>Termination</b>	Removable locking clip-in connector	Removable locking clip-in connector	Removable locking clip-in connector	Removable locking clip-in connector
<b>Included Accessories</b>	C-rings, tile rails, cutout template, grille	C-rings, tile rails, cutout template, grille	C-rings, tile rails, cutout template, grille	C-rings, tile rails, cutout template, grille
<b>Dimensions</b>	6.3" X 6.5" (160mm x 165mm)	9.13" X 8.86" (232mm x 225mm)	9.13" X 3.43" (232mm x 87mm)	11.06" X 4.37" (281mm x 111mm)
<b>Cut out diameter</b>	5.875" (149mm)	8.25" (210mm)	8.25" (210mm)	10.125" (257mm)
<b>Standards Compliance</b>	UL 1480, UL 2043, NFPA90 & NFPA70; S7232, EN54-24	UL 1480, UL 2043, NFPA90 & NFPA70; S7232, EN54-24	UL 1480, UL 2043, NFPA90 & NFPA70; S7232	UL 1480, UL 2043, NFPA90 & NFPA70; S7232

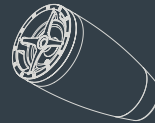
## PENDANT



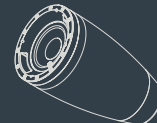
PS-P43T



PS-P63T



PS-P83T



PS-P83WT

Tweeter	1" (25mm) silk dome, pivoting	1" (25mm) silk dome, pivoting	1" (25mm) silk dome, pivoting	N/A
Woofer	4" (100mm) poly cone, rubber surround	6.5" (165mm) poly cone, rubber surround	8" (203mm) poly cone, rubber surround	8" (203mm) poly cone, rubber surround
Frequency Range +/-3dB	75Hz - 20kHz	65Hz - 20kHz	55Hz - 20kHz	50Hz - 125Hz
Power Handling RMS	60W program, 30W pink noise	150W program, 75W pink noise	200W program, 100W pink noise	300W program, 150W pink noise
Sensitivity	87dB	88dB	90dB	89dB
Transformer Tabs	30W, 15W, 7.5W, (3.8W 70V) 8 Ohm	60W, 30W, 15W, (7.5W 70V), 8 Ohm	60W, 30W, 15W, (7.5W 70V), 8 Ohm	120W, 60W, 30W, (15W 70V), 8 Ohm
Impedance	8 Ohms selectable	8 Ohms selectable	8 Ohms selectable	8 Ohms selectable
Termination	Removable locking clip-in connector	Removable locking clip-in connector	Removable locking clip-in connector	Removable locking clip-in connector
Attachment	One point, top surface	One point, top surface	One point, top surface	One point, top surface
Included Accessories	2 x suspension cable, Gripple connector, zip ties	2 x suspension cable, Gripple connector, zip ties	2 x suspension cable, Gripple connector, zip ties	2 x suspension cable, Gripple connector, zip ties
Dimensions WxD	6.3" x 11" (160mm x 280mm)	9.13" x 15.6" (232mm x 396mm)	11.06" x 19.7" (281mm x 500mm)	11.06" x 19.7" (281mm x 500mm)
Standards Compliance	UL 1480, UL 2239	UL 1480, UL 2239	UL 1480, UL 2239	UL 1480, UL 2239

## SURFACE MOUNT



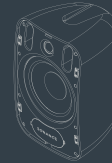
PS-S43T MKII



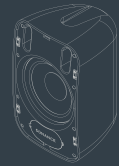
PS-S53T MKII



PS-S63T MKII



PS-S83T MKII



PS-S83WT MKII

Tweeter	1" (25mm) cloth dome, pivoting	1" (25mm) cloth dome, pivoting	1" (25mm) cloth dome, pivoting	1" (25mm) cloth dome, pivoting	N/A
Woofer	4" (100mm) poly cone, rubber surround	5.25" (130mm) poly cone, rubber surround	6.5" (165mm) poly cone, rubber surround	8" (203mm) poly cone, rubber surround	8" (203mm) poly cone, rubber surround
Frequency Range +/-3dB	75Hz - 20kHz	70Hz - 20kHz	65Hz - 20kHz	55Hz - 20Hz	50Hz - 150kHz
Power Handling RMS	60W program, 30W pink noise	90W program, 45W pink noise	120W program, 60W pink noise	160W program, 80W pink noise	200W program, 125W pink noise
Sensitivity	87dB	88dB	88dB	90dB	89dB
Transformer Tabs	30W, 15W, 7.5W, (3.8W 70V) 8 Ohm	30W, 15W, 7.5W, (3.8W 70V) 8 Ohm	60W, 30W, 15W, (7.5W 70V), 8 Ohm	60W, 30W, 15W, (7.5W 70V), 8 Ohm	120W, 60W, 30W, (15W 70V), 8 Ohm
Impedance	8 Ohms selectable	8 Ohms selectable	8 Ohms selectable	8 Ohms selectable	8 Ohms selectable
Termination	Front locking clip-in connector	Front locking clip-in connector	Front locking clip-in connector	Front locking clip-in connector	Front locking clip-in connector
Attachment	FastMount Adjustable Bracket	FastMount Adjustable Bracket	FastMount Adjustable Bracket	FastMount Adjustable Bracket	FastMount Adjustable Bracket
Dimensions (WxHxD)	5.47" x 9.25" x 4.8" (139mm x 235mm x 122mm)	6.36" x 10.08" x 5.68" (162mm x 256mm x 144mm)	7.51" x 12.14" x 6.86" (191mm x 309mm x 174mm)	9.01" x 14.02" x 8.58" (229mm x 356mm x 218mm)	9.01" x 14.02" x 8.58" (229mm x 356mm x 218mm)
Standards Compliance	UL 1480A, UL2239, IP45	UL 1480A, UL2239, IP45	UL 1480A, UL2239, IP45	UL 1480A, UL2239, IP45	UL 1480A, UL2239, IP45