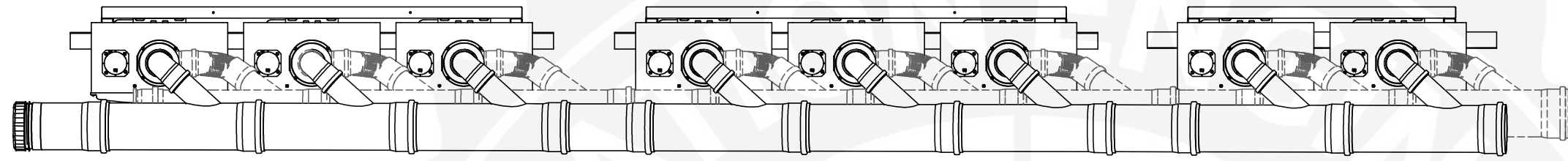


8 7 6 5 4 3 2 1

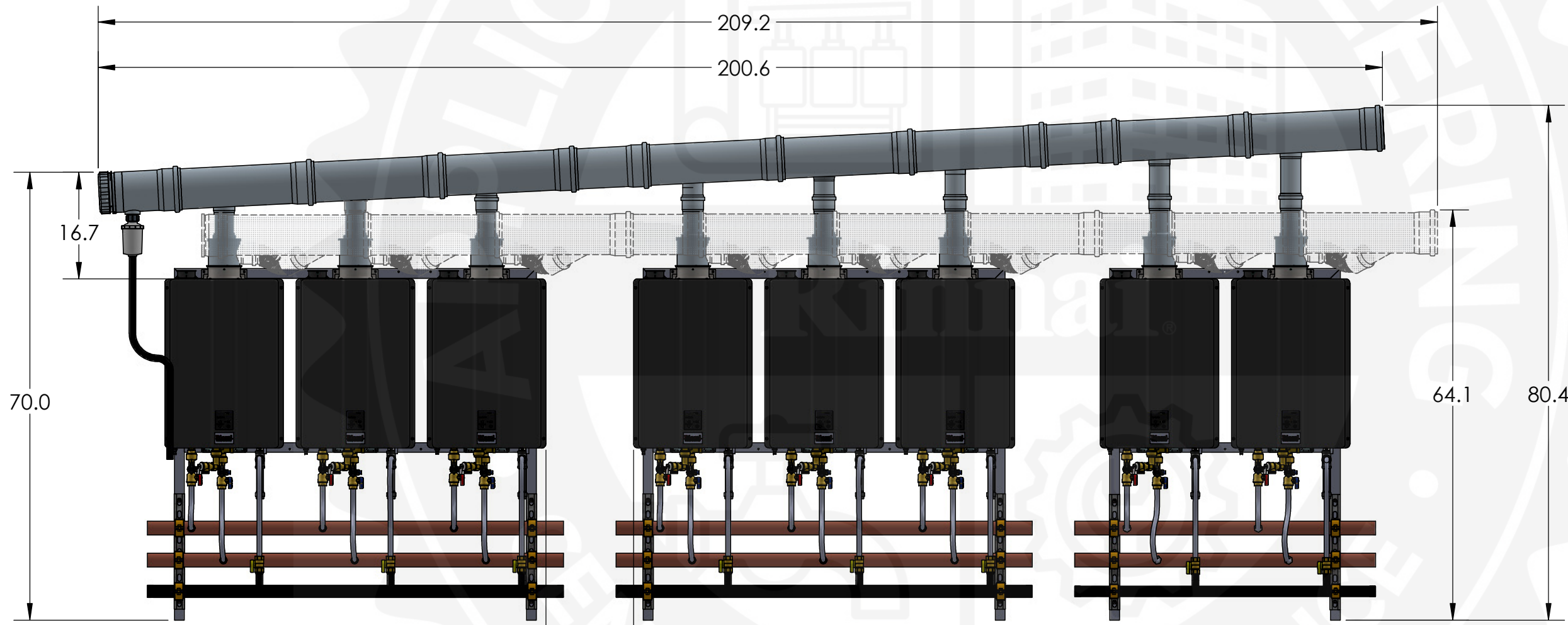
ALL DIMENSIONS ARE IN INCHES.

D



D

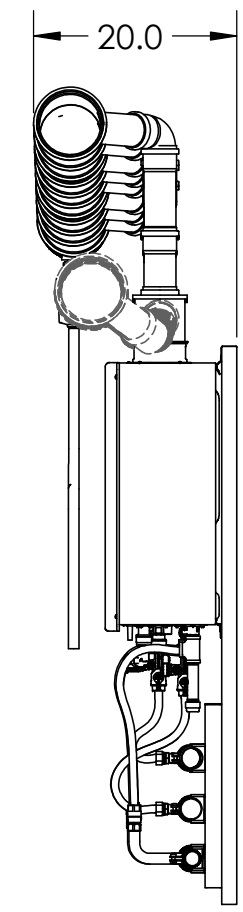
C



C

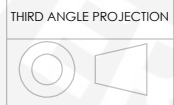
B

B



A

A



THIRD ANGLE PROJECTION  
LAST REVISION COMMENTS

RINNAI AMERICA CORPORATION  
103 INTERNATIONAL DRIVE  
PEACHTREE CITY, GA 30269  
1-800-621-9419

PROPRIETARY AND CONFIDENTIAL

THE INFORMATION CONTAINED IN THIS DRAWING IS THE SOLE PROPERTY OF RINNAI AMERICA. ANY REPRODUCTION IN PART OR AS A WHOLE WITHOUT THE WRITTEN PERMISSION OF RINNAI AMERICA IS PROHIBITED.

UNLESS OTHERWISE SPECIFIED:

TOLERANCES:  
Sheet Metal X.XX = ±0.030  
X.XXX = ±0.010  
Fraction = ±1/32  
Angle = ± 1.0°  
MACHINED X.XXX = ±0.005  
Angle = ± 0.010°

INTERPRET GEOMETRIC TOLERANCING PER:

MATERIAL

FINISH

DO NOT SCALE DRAWING

NAME DATE

DRAWN

CHECKED

ENG APPR.

MFG APPR.

Q.A.

COMMENTS:

**Rinnai.**

TITLE:  
Systems Design Manual

Common Vent Dimensions

SIZE DWG. NO. REV

**B** TRWCU-8-CV

SCALE: 1:20 WEIGHT: SHEET 1 OF 1

8 7 6 5 4 3 2 1