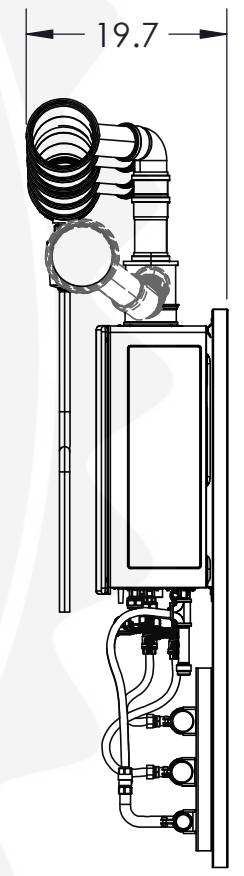
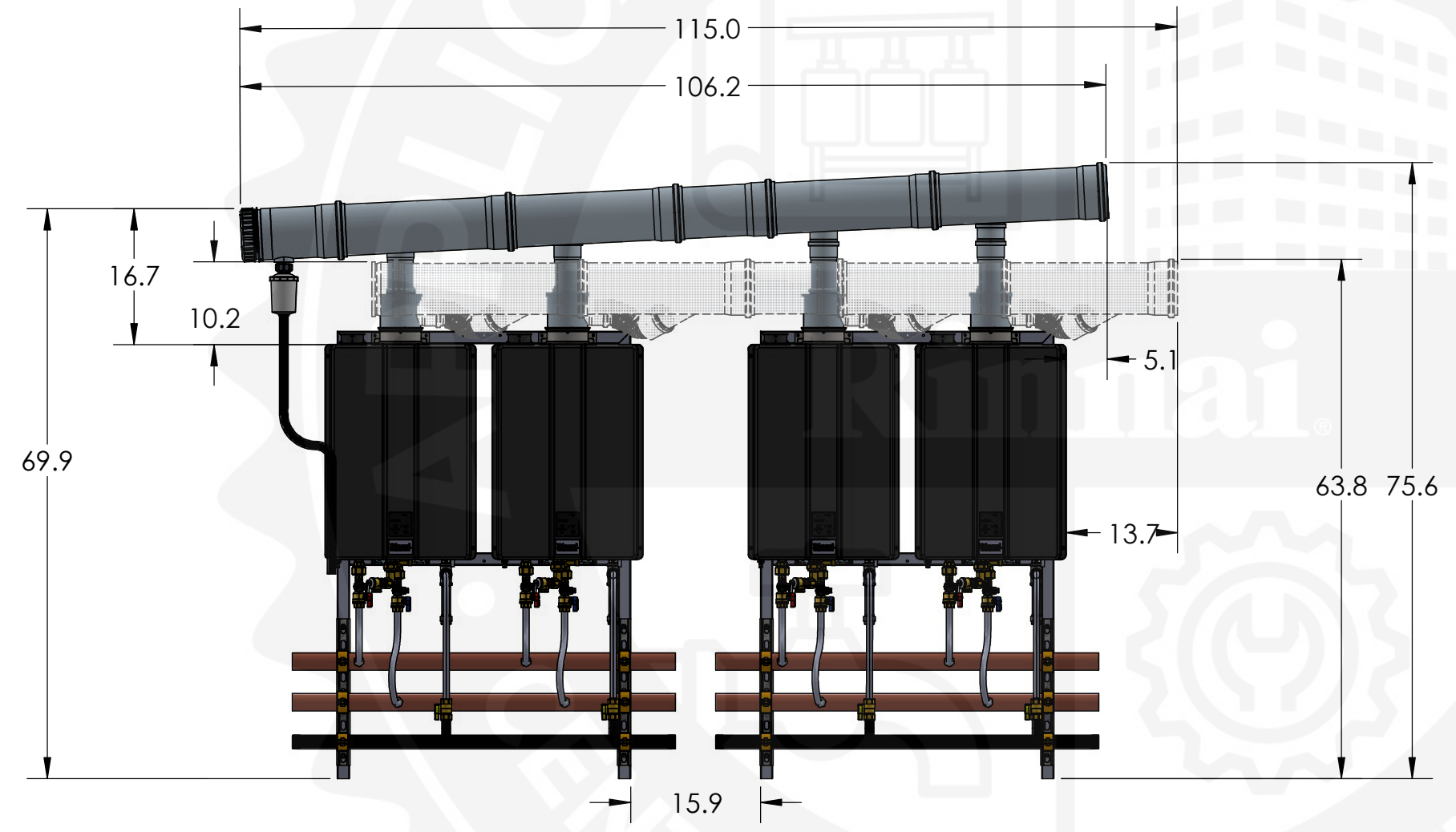
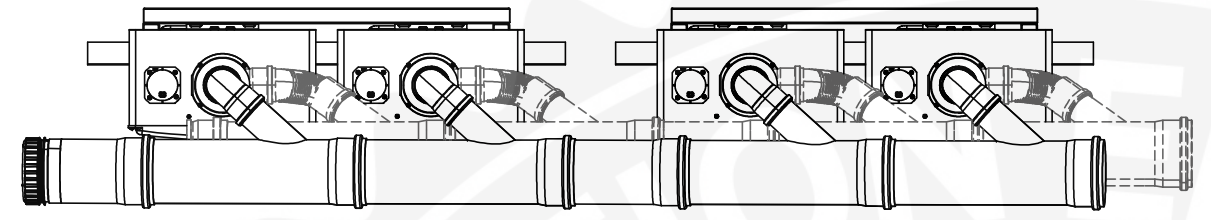


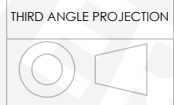
8 7 6 5 4 3 2 1

ALL DIMENSIONS ARE IN INCHES.



D  
C  
B  
A

D  
C  
B  
A



LAST REVISION COMMENTS

UNLESS OTHERWISE SPECIFIED:

TOLERANCES:  
 Sheet Metal X.XX = ±0.030  
 X.XXX = ±0.010  
 Fraction = ±1/32  
 Angle = ± 1.0°  
 MACHINED X.XXX = ±0.005  
 Angle = ± 0.010°

INTERPRET GEOMETRIC TOLERANCING PER:

MATERIAL

FINISH

DO NOT SCALE DRAWING

NAME DATE

DRAWN

CHECKED

ENG APPR.

MFG APPR.

Q.A.

COMMENTS:

**Rinnai**

TITLE:  
Systems Design Manual

Common Vent Dimensions

SIZE DWG. NO. REV

**B** TRWCU-4-CV

SCALE: 1:20 WEIGHT: SHEET 1 OF 1

RINNAI AMERICA CORPORATION  
 103 INTERNATIONAL DRIVE  
 PEACHTREE CITY, GA 30269  
 1-800-621-9419

PROPRIETARY AND CONFIDENTIAL

THE INFORMATION CONTAINED IN THIS DRAWING IS THE SOLE PROPERTY OF RINNAI AMERICA. ANY REPRODUCTION IN PART OR AS A WHOLE WITHOUT THE WRITTEN PERMISSION OF RINNAI AMERICA IS PROHIBITED.

8 7 6 5 4 3 2 1