

**SPECIFICATIONS**

**Certifications/Qualifications**

ADA Compliant	No
Prop65	No
DarkSky Approved	No
Location Rating	Damp
	<a href="http://kichler.com/warranty">kichler.com/warranty</a>

**Dimensions**

Height	10.25"
Width	5.5"
Height From Center Of Wall Opening (Spec Sheet)	4.5"
Depth	6.5"
Weight	1.5 LBS
Canopy Height	5.5"
Canopy Depth	1"

**Electrical**

Input Voltage	120 V
---------------	-------

**Light Source**

Light Source	Bulb
Lamp Included	Not Included
# Of Bulbs/LED Modules	1
Max Or Nominal Watt	100 W
Lamp Type	A19
Socket Type	E26 (Medium)
Dimmable	Yes

**Mounting/Installation**

Interior/Exterior	Interior Product
Install Glass Up Or Down	Both
Modular	No
Lead Wire Length	6

**FIXTURE ATTRIBUTES**




**Housing/Glass**

Primary Material	Steel
Shade Included	No
Shade Dimensions	4.75 DIA X 5.50

**Product/Ordering Information**

SKU	45390NI
Finish	Brushed Nickel
UPC	783927602907

**Finishes**

-  Black
-  Brushed Nickel
-  Classic Bronze



**ALSO IN THIS FAMILY**



45391BK

45391CLZ

45391NI



45392BK

45392CH

45392CLZ