M-13489 | 1

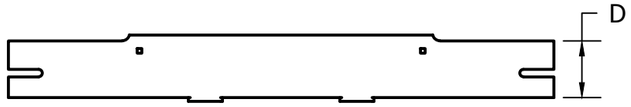

INSIDE WALL



OUTSIDE WALL

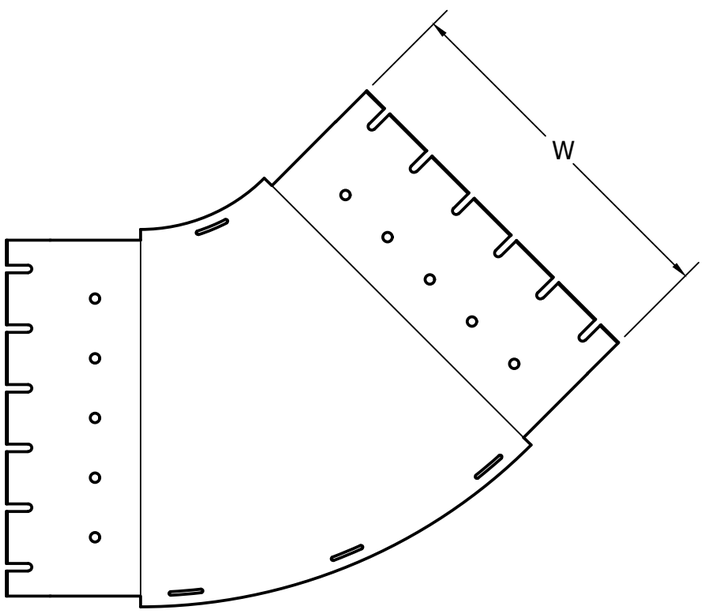

TRAY SIZE "D"	TRAY WIDTH "W"	TRAY AREA (Sq. In.)	PRE-GALVANIZED	BLACK POWDER COAT
2 [50.8] DEEP	4 [101.6]	8	HBT450204	HBT450204BK
	6 [152.4]	12	HBT450206	HBT450206BK
	8 [203.2]	16	HBT450208	HBT450208BK
	12 [304.8]	24	HBT450212	HBT450212BK
	16 [406.4]	32	HBT450216	HBT450216BK
	18 [457.2]	36	HBT450218	HBT450218BK
	20 [508.0]	40	HBT450220	HBT450220BK
	24 [609.6]	48	HBT450224	HBT450224BK
4 [101.6] DEEP	4 [101.6]	16	HBT450404	HBT450404BK
	6 [152.4]	24	HBT450406	HBT450406BK
	8 [203.2]	32	HBT450408	HBT450408BK
	12 [304.8]	48	HBT450412	HBT450412BK
	16 [406.4]	64	HBT450416	HBT450416BK
	18 [457.2]	72	HBT450418	HBT450418BK
	20 [508.0]	80	HBT450420	HBT450420BK
	24 [609.6]	96	HBT450424	HBT450424BK
6 [152.4] DEEP	8 [203.2]	48	HBT450608	HBT450608BK
	12 [304.8]	72	HBT450612	HBT450612BK
	16 [406.4]	96	HBT450616	HBT450616BK
	18 [457.2]	108	HBT450618	HBT450618BK
	20 [508.0]	120	HBT450620	HBT450620BK
	24 [609.6]	144	HBT450624	HBT450624BK

NOTES:

1. MOUNTING HARDWARE INCLUDED

LIST OF PARTS

DESCRIPTION	MATERIAL	FINISH
BASE	STEEL	PRE-GLAVANIZED OR PAINT
WALLS	POLYMER	BLACK
HARDWARE	STEEL	ZINC PLATED

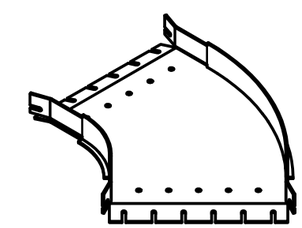

CATALOG NO. HBT450212
(NOT SHOWN TO SCALE)

REV	DESCRIPTION	APP	DATE
1	INITIAL DOCUMENT RELEASE PER DCN 22750	DDL	11/15/16

THE DESIGN AND DIMENSIONS OF THE PRODUCT SHOWN ON THIS DRAWING ARE SUBJECT TO CHANGE WITHOUT NOTICE. DIMENSIONS ARE IN INCHES [mm].

TITLE

PRE-FORMED 45° FITTING

WIRING DEVICE-KELLEMS
HUBBELL INCORPORATED
SHELTON, CT

TOLERANCES UNLESS OTHERWISE SPECIFIED
.XX = ± .01
.XXX= ± .005
ANGLE TOL. ±2˚

DR. BY	GM	SCALE	NONE
CHK. BY	MN	DATE	09/07/16

DIMENSION SHEET FOR CAT. NO.
SEE TABLE

B

M-13489

1

CAGE CODE 74545