

### Features

- Two Pure design cross handles allow for both volume and temperature control
- Includes metal pop-up drain with lift rod and 1-1/4" tailpiece
- 1.2 gpm (4.5 lpm) maximum flow rate at 60 psi (4.14 bar)
- KOHLER® ceramic disc valves exceed industry longevity standards for a lifetime of durable performance
- Coordinates with Pinstripe faucets, accessories, and showering components to complete your bathroom
- Laminar flow

### Material

- Premium metal construction for durability and reliability
- KOHLER finishes resist corrosion and tarnishing

### Installation

- Handles are preassembled on valves to simplify installation
- For 8" – 16" (203 – 406 mm) centers
- Widespread

### Recommended Products/Accessories

K-23726 Drain treatment



### Codes/Standards




ASME A112.18.1/CSA B125.1  
NSF/ANSI/CAN 61  
NSF/ANSI/CAN 372  
DOE - Energy Policy Act 1992  
EPA WaterSense®  
California Energy Commission (CEC)  
ADA  
ICC/ANSI A117.1  
NOM Standards  
NOM 012-CONAGUA

### KOHLER® Faucet Lifetime Limited Warranty

See website for detailed warranty information.

### Available Colors/Finishes

*Color tiles intended for reference only.*

Color	Code	Description
	CP	Polished Chrome
	SN	Vibrant® Polished Nickel
	BN	Vibrant® Brushed Nickel

