

VT3

LED Vaportite

Product Description

The VT3 LED Linear Vaportite is designed to give long lasting, energy efficient light in demanding locations. This IP65 rated fixture is dust and water tight and replaces legacy fluorescent strip lights in car wash operations, garages, maintenance facilities, canopies, locker rooms and stairwells.

Construction

- Fully gasketed polycarbonate housing
- Ten captive latches ensure a water tight seal
- Eight drill through knockouts available (6 on back, 1 on each end)

Optical System

- UV stabilized, frosted polycarbonate diffuser
- Wrapped lens provides >5% uplight
- 80+ CRI

Electrical

- High efficacy using latest generation mid-power LED's
- Universal input 120-277VAC
- Dimmable to 5% via 0-10VDC dimming
- TM-21 Projected L70(9k) life >54,000 hours
- LM-79, LM-80 testing performed in accordance with IESNA standards

Finish

- Light grey, gloss polycarbonate body with frosted lens

Installation

- Toolless surface mount installation via spring steel clips
- Clips contain mounting hook for cable suspension
- Can be surface mounted to walls and ceilings for application variability
- Operating temperature rating of -4°F to 104°F (-20°C to 40°C)
- For installations where power surge may be possible, NICOR recommends installing additional surge protection at the electrical distribution panel

Warranty

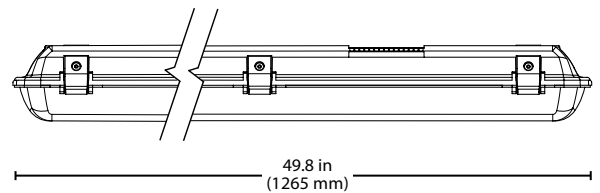
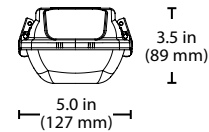
- 5-year limited system warranty standard
- Warranty does not cover product failure due to an overvoltage event (power surge)

Project

Catalog

Type

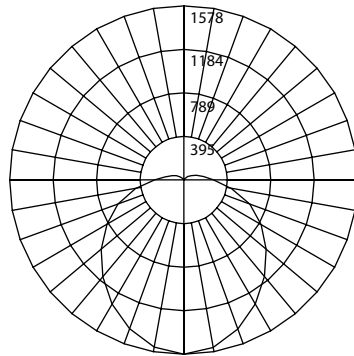
Date



Photometric Data

VT3 4000K

Input Voltage (VAC)	120-277
System Level Power (W)	37.9
Delivered Lumens (Lm)	4851
System Efficacy (Lm/W)	128.0
Correlated Color Temp (K)	3989
Color Rendering Index (CRI)	85
Beam Angle (0°)	100°
Beam Angle (90°)	118°
Spacing Criteria (0°)	1.19
Spacing Criteria (90°)	1.21



Intensity Summary (Candle Power)

Angle	Along	Across
0	1578	1578
15	1496	1498
30	1284	1262
45	1042	921
60	782	554
75	526	227
90	262	18
105	141	11
120	76	6
135	32	4
150	0	0
165	0	0
180	0	0

CCT Data Multiplier

VT310UNV50	1.015
------------	-------

Cone of Light Tabulation

Mounted height (Feet)	Footcandles Beam Center	Diameter (Feet)
4	98.6	9.5
6	43.8	14.3
8	24.7	19.1
10	15.8	23.8
12	11.0	28.6
14	8.0	33.4
16	6.2	38.1

Zonal Lumen Summary

Zone	Lumens	% of Luminaire
0-30	1190	24.5
0-40	1922	39.6
0-60	3351	69.1
0-90	4540	93.6
90-180	311	6.4
0-180	4851	100

Performance Data

Model Number	Lumens	Watts	Lumens/Watt
VT310UNV40	4851	37.9	128.0
VT310UNV50	4924	37.9	130.0

Ordering Information

Example: VT310UNV40

Series	Version	Voltage	CCT
VT3	10 (Version 1)	UNV (120-277 V)	40 (4000 K)
			50 (5000 K)

Specifications and dimensions subject to change without notice.

This device complies with part 15 of the FCC Rules. Operation is subject to the following two conditions: (1) This device may not cause harmful interference, and (2) this device must accept any interference received, including interference that may cause undesired operation.

NOTE: This equipment has been tested and found to comply with the limits for a Class A digital device, pursuant to part 15 of the FCC Rules. These limits are designed to provide reasonable protection against harmful interference when the equipment is operated in a commercial environment. This equipment generates, uses, and can radiate radio frequency energy and, if not installed and used in accordance with the instruction manual, may cause harmful interference to radio communications. Operation of this equipment in a residential area is likely to cause harmful interference in which case the user will be required to correct the interference at his own expense.