

ASSEMBLY INSTRUCTION

2456-13 BENCH

PART LIST:

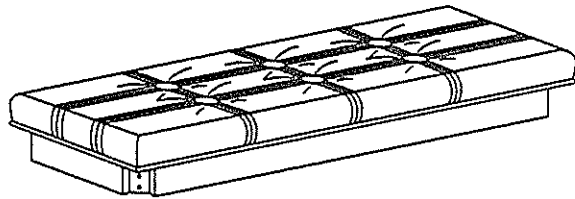


Table top
1pc

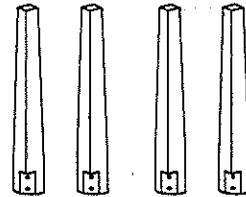




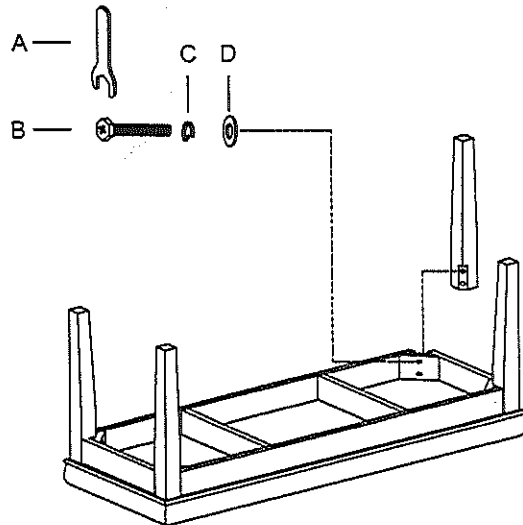


Table leg
4pcs

HARDWARE LIST

HARDWARE LIST				
A		L-ALLEN KEY	4mm	1 PC
B		Bolt	Ø5/16"x70mm	8 PCS
C		Spring Washer	Ø5/16"	8 PCS
D		Flat Washer	Ø5/16"xØ19mm	8 PCS

STEP 1



COMPLETED

