



VITL

COMMERCIAL SURFACES



COMMERCIAL CATALOG | VALUE | Edition 1

CONTENTS

VITL VALUE	4
ADELAIDE	6
AEOLUS	8
ALLOY	10
ASTICOU	12
CASCADE	14
ECHO	16
EVERETT	18
FONTANA	20
GEMSTONE	22
HAMPTON	24
HOMER	26
IRELAND	28
LOGAN	30
LOOMED	32
LULWORTH	34
NORRIS	36

ORGANIC ROOTS	38
OUTPOST	40
PENRHYN	42
PERSIA	44
PURITY	46
RESTORATION	48
RIFT	50
SERENITY	52
SPOTLIGHT	54
SPOTLIGHT GLOSS	56
STUDIO WALL	58
STUDIO MOSAICS	60
STUDIO BLENDS	64
THAMES	66
THIS OR THAT	68
TREMAINE	70
WATSON	72

WELCOME TO VITL SURFACES

Where curated design solutions, expert guidance, and a seamless process come together to create extraordinary results. Our approach is fresh, forward-thinking, and confidently built to help you bring your design vision to life with clarity and purpose.



At VITL, delivering the perfect surface solution isn’t just our job, it’s our passion. It’s the details that bring your space to life. The defining element that transforms a project from functional to unforgettable. We offer a comprehensive range of products including tile, luxury vinyl tile (LVT), quartz, and a full range of setting materials, making VITL your single source for complete project solutions. From floor to wall to countertop, we bring design continuity, performance, and simplicity to every part of your project.

We don’t simply distribute products, we curate them with commercial segments in mind. Our collections are hand-selected by our team of experts who understand what exceptional design requires and what commercial performance demands. Proven winners in both style and durability, every selection is chosen with intention for its quality, character, and ability to define a space.

As one of the leading surface distributors in the country, we partner with designers, specifiers, contractors, and project managers who are shaping the future of commercial design. Our knowledgeable team supports you at every stage from early concept to final installation offering expert guidance, design insight, and innovative tools that make sampling, sourcing, and ordering seamless.

VITL Surfaces offers a national reach with operational support from Artivo Surfaces, at a scale to deliver anywhere in the country on time and on budget. From boutique build-outs to national rollouts, we’re your trusted partner for projects of every size.

VITL VALUE

VITL Value tile offers the perfect balance of style, quality, and value for commercial spaces. Designed to deliver the look and feel of high-end materials at a more accessible price point, these tiles combine durability and sophistication to meet the demands of busy environments such as hotels, offices, and retail spaces. With advanced manufacturing techniques and timeless design options, VITL Value tiles provide an elevated aesthetic without compromising performance or budget—making them an ideal choice for creating refined, lasting interiors that leave a lasting impression.



BENEFITS



AFFORDABLE LUXURY
Specially curated, high-end products at a more accessible price point.



DURABLE
Engineered for heavy traffic, frequent cleaning, and long-term performance.



SLIP RESISTANT
Safe flooring options that meet DCOF recommendations for public spaces.




LOW MAINTENANCE
Easy to clean and hygienic.



ADELAIDE


FLOOR & WALL | GLAZED PORCELAIN & UNGLAZED THROUGH-BODY PORCELAIN | SOLID LOOK




White | VTL ADWH



White | 2x2
VTL ADWH MOS22N




Cream | VTL ADCR



Cream | 2x2
VTL ADCR MOS22N




Light Gray | VTL ADLG



Light Gray | 2x2
VTL ADLG MOS22N



Dark Gray | VTL ADDG



Dark Gray | 2x2
VTL ADDG MOS22N



Black | VTL ADBL



Black | 2x2
VTL ADBL MOS22N

SIZE	FINISH
24" x 48" x 9.5mm Rectified Glazed	Matte Polished
24" x 24" x 9mm Rectified Glazed	Matte Polished
24" x 24" x 9mm Rectified Unglazed	Matte
24" x 24" x 8.5mm Rectified Glazed	Polished
12" x 24" x 9mm Rectified Glazed	Matte Polished
12" x 24" x 9mm Rectified Unglazed	Matte
12" x 24" x 8.5mm Rectified Glazed	Polished
12" x 12" x 9mm Rectified Unglazed	Matte
12" x 12" x 8.5mm Rectified Glazed	Polished
NOTE: Glazed Porcelain is available in White only	

MOSAICS & TRIM	FINISH
2" x 2" Mosaic	Matte
3" x 24" Bullnose	Matte Polished

TECHNICAL INFORMATION

	Made in India
	Ready Ship
	V1 Uniform Appearance
	DCOF ≥0.42

PERFORMANCE CHARACTERISTICS

Finish	Matte	Polished
Breaking Strength	≥ 2200	≥ 2000
Chemical Resistance	N/A	N/A
DCOF	≥ 0.42	< 0.42
Deep Scratch Resistance	136	135
Frost Resistance	Resistant	Resistant
Mohs Hardness	6 - 9	6 - 9
Water Absorption	N/A	N/A
Certifications	N/A	N/A

TILE APPLICATION

AREA	WALL	FLOOR
Residential	•	•
Commercial	•	•
Heavy Commercial	•	
Exterior		
** Not defined by ANSI Standards		

COMMON SEGMENTS

Corporate	Education	Healthcare
Retail	Senior Living	

RECOMMENDED GROUT JOINT

Rectified	1/8"
Non-Rectified	3/16"

*Not all sizes/trims are available in all colors and finishes, scan QR code for product details.



ADELAIDE | Black and White 12x12, Black 2x2 Mosaic and White 12x24



AEOLUS | Beige 32x32

AEOLUS

FLOOR & WALL | EXTERIOR WALL | COLOR-BODY PORCELAIN | LIMESTONE LOOK



White | VTL ALWH



White | 2x2
VTL ALWH MOS22



Beige Mix | Arabesque
VTL ALBM ARABESQ



Beige Mix | Leaf
VTL ALBM LEAF



Beige Mix | Wave
VTL ALBM WAVE



Beige | VTL ALBG



Beige | 2x2
VTL ALBG MOS22



Light Gray | VTL ALLG




Light Gray | 2x2
VTL ALLG MOS22



Gray Mix | Arabesque
VTL ALGM ARABESQ



Gray Mix | Leaf
VTL ALGM LEAF



Gray Mix | Wave
VTL ALGM WAVE



Dark Gray | VTL ALDG



Dark Gray | 2x2
VTL ALDG MOS22

SIZE	FINISH
24" x 48" x 8mm Rectified	Matte
32" x 32" x 10mm Rectified	Matte
16" x 32" x 8mm Rectified	Matte
12" x 24" x 8mm Rectified	Matte
3" x 12" x 8mm Rectified	Matte

MOSAICS & TRIM	FINISH
14" x 15" Wave Mosaic	Matte
13" x 15" Leaf Mosaic	Matte
12" x 15" Arabesque Mosaic	Matte
2" x 2" Mosaic	Matte
3" x 12" Bullnose	Matte

TECHNICAL INFORMATION



Made in USA



Ready Ship



DCOF ≥0.42



Greenguard

PERFORMANCE CHARACTERISTICS

Breaking Strength	≥300 - ≥400 lbf
Chemical Resistance	Resistant
DCOF	≥ 0.42
Deep Scratch Resistance	N/A
Frost Resistance	Resistant
Mohs Hardness	N/A
Water Absorption	≤ 0.4%
Certifications	Greenguard

TILE APPLICATION

AREA	WALL	FLOOR
Residential	•	•
Commercial	•	•
Heavy Commercial	•	
Exterior	•	
** Not defined by ANSI Standards		

* Not all sizes/trims are available in all colors and finishes, scan QR code for product details.

COMMON SEGMENTS

Healthcare	Multi-Family	Residential
Retail	Senior Living	

RECOMMENDED GROUT JOINT

Rectified	1/8"
Non-Rectified	3/16"





ALLOY

FLOOR & WALL | GLAZED COLOR-BODY PORCELAIN | METAL LOOK



White | VTL AYWH



White | 2x2
VTL AYWH MOS22



White | Peacock
VTL AYWH PEACOCK



Beige | VTL AYBE



Beige | 2x2
VTL AYBE MOS22



Beige | Peacock
VTL AYBE PEACOCK



Taupe | VTL AYTA



Taupe | 2x2
VTL AYTA MOS22



Taupe | Peacock
VTL AYTA PEACOCK



Black | VTL AYBK



Black | 2x2
VTL AYBK MOS22



Black | Peacock
VTL AYBK PEACOCK

TECHNICAL INFORMATION



Made in USA



Stock | Ready Ship



V2 Slight Variation



DCOF ≥ 0.42

PERFORMANCE CHARACTERISTICS

Breaking Strength ≥ 350 lbf

Chemical Resistance Unaffected

DCOF > 0.42

Deep Scratch Resistance N/A

Frost Resistance Resistant

Mohs Hardness N/A

Water Absorption $\leq 0.5\%$

Certifications N/A

TILE APPLICATION

AREA WALL FLOOR

Residential • •

Commercial • •

Heavy Commercial •

Exterior

** Not defined by ANSI Standards

* Not all sizes/trims are available in all colors and finishes, scan QR code for product details.

SIZE

24" x 48" x 9mm Rectified

12" x 24" x 9mm

FINISH

Matte

Matte

MOSAICS & TRIM

12" x 13" Peacock Mosaic

2" x 2" Mosaic

3" x 24" Bullnose

6" x 12" Covebase

FINISH

Matte

Matte

Matte

Matte

ALLOY | Beige 12x24 and White Peacock Mosaic





ASTICOU

FLOOR & WALL | EXTERIOR WALL | GLAZED COLOR-BODY PORCELAIN | WOOD LOOK

Oak | VTL ASOA

Oak | Herringbone
VTL ASOA HERRING

Birch | VTL ASBI

Birch | Herringbone
VTL ASBI HERRING

Ash | VTL ASAS

Ash | Herringbone
VTL ASAS HERRING

Teak | VTL ASTE

Teak | Herringbone
VTL ASTE HERRING

Walnut | VTL ASWA

Walnut | Herringbone
VTL ASWA HERRING

Ash & Oak | Cassetone
VTL ASAO 2424DECO

Birch & Teak | Cassetone
VTL ASBT 2424DECO

Birch, Teak & Walnut | Cassetone
VTL ASBW 2424DECO

Teak & Walnut | Cassetone
VTL ASTW 2424DECO

SIZE	FINISH
12" x 48" x 20mm Outdoor Rectified	Matte
8" x 48" x 8mm Rectified	Matte
6" x 36" x 10mm Rectified	Matte

MOSAICS & TRIM	FINISH
12" x 15" Herringbone Mosaic Rectified	Matte
24" x 24" Cassetone Decor Rectified	Matte

TECHNICAL INFORMATION

	Made in USA
	Ready Ship
	V3 Moderate Variation
	V4 Substantial Variation
	DCOF ≥0.42
	Greenguard Bureau Veritas NSF EPD

PERFORMANCE CHARACTERISTICS

Breaking Strength	≥ 400 lb/ft2
Chemical Resistance	Resistant
DCOF	≥ 0.42
Deep Scratch Resistance	N/A
Frost Resistance	Resistant
Mohs Hardness	N/A
Water Absorption	≤ 0.5%
Certifications	Greenguard Bureau Veritas NSF EPD

TILE APPLICATION

AREA	WALL	FLOOR
Residential	•	•
Commercial	•	•
Heavy Commercial	•	
Exterior	•	
** Not defined by ANSI Standards		

COMMON SEGMENTS

Government	Hospitality
Multi-Family	Restaurant

RECOMMENDED GROUT JOINT

Rectified	1/8"
Non-Rectified	3/16"

* Not all sizes/trimms are available in all colors and finishes, scan QR code for product details.



ASTICOU | Birch 8x48



CASCADE

FLOOR & WALL | EXTERIOR WALL | GLAZED COLOR-BODY PORCELAIN | TRAVERTINE LOOK




White | VTL CCWH



White | 2x2
VTL CCWH MOS22



White | 1x4 Herringbone
VTL CCWH HERRING



Beige | VTL CCBE



Beige | 2x2
VTL CCBE MOS22



Beige | 1x4 Herringbone
VTL CCBE HERRING




Taupe | VTL CCTA



Taupe | 2x2
VTL CCTA MOS22



Taupe | 1x4 Herringbone
VTL CCTA HERRING



Black | VTL CCBL



Black | 2x2
VTL CCBL MOS22



Black | 1x4 Herringbone
VTL CCBL HERRING

TECHNICAL INFORMATION



Made in USA



Stock | Ready Ship



V2 Slight Variation



DCOF ≥0.42

PERFORMANCE CHARACTERISTICS

Breaking Strength ≥ 400 lbs

Chemical Resistance Resistant

DCOF > 0.42

Deep Scratch Resistance N/A

Frost Resistance Resistant

Mohs Hardness N/A

Water Absorption ≤ 0.5%

Certifications N/A

TILE APPLICATION

AREA WALL FLOOR

Residential • •

Commercial • •

Heavy Commercial •

Exterior •

** Not defined by ANSI Standards

* Not all sizes/trims are available in all colors and finishes, scan QR code for product details.

SIZE

12" x 24" x 9mm Rectified

6" x 24" x 9mm Rectified

FINISH

Matte

Matte

MOSAICS & TRIM

2" x 2" Mosaic

1" x 4" Herringbone Mosaic

3" x 24" Bullnose Rectified

6" x 12" Covebase

FINISH

Matte

Matte

Matte

Matte

CASCADE | Beige 12x24





ECHO | Betula 8x48

ECHO

FLOOR & WALL | EXTERIOR WALL | COLOR-BODY PORCELAIN | WOOD LOOK



Helia | VTL ECHL



Drys | VTL ECDR



Betula | VTL ECBT



Pitys | VTL ECPT



Carya | VTL ECCR



Tectona | VTL ECTC

SIZE	FINISH
8" x 48" x 8mm Rectified	Matte

TECHNICAL INFORMATION

	Made in USA
	Ready Ship
	DCOF ≥ 0.42
	Carbon Neutral

PERFORMANCE CHARACTERISTICS

Breaking Strength	≥ 400 lbs
Chemical Resistance	N/A
DCOF	≥ 0.42
Deep Scratch Resistance	N/A
Frost Resistance	Resistant
Mohs Hardness	N/A
Water Absorption	≤ 0.4%
Certifications	Carbon Neutral

TILE APPLICATION

AREA	WALL	FLOOR
Residential	•	•
Commercial	•	•
Heavy Commercial	•	
Exterior	•	

** Not defined by ANSI Standards

*Not all sizes/trims are available in all colors and finishes, scan QR code for product details.

COMMON SEGMENTS

Corporate	Education
Multi-Family	Retail

RECOMMENDED GROUT JOINT

Rectified	1/8"
Non-Rectified	3/16"





EVERETT

FLOOR & WALL | EXTERIOR WALL | GLAZED COLOR-BODY PORCELAIN | CONCRETE LOOK




White | VTL EVWH



White | 2x2
VTL EVWH MOS22



Beige | VTL EVBE



Beige | 2x2
VTL EVBE MOS22




Light Gray | VTL EVLG



Light Gray | 2x2
VTL EVLG MOS22



Dark Gray | VTL EVDG



Dark Gray | 2x2
VTL EVDG MOS22

SIZE	FINISH
24" x 47" x 9mm Rectified	Matte
24" x 24" x 9mm Rectified	Matte
12" x 24" x 9mm Rectified	Matte
6" x 24" x 9mm Rectified	Matte

MOSAICS & TRIM	FINISH
12" x 12" Decorative	Matte
2" x 2" Mosaic	Matte
3" x 24" Bullnose Rectified	Matte
6" x 12" Covebase Rectified	Matte

TECHNICAL INFORMATION

	Made in USA
	Stock Import
	V2 Slight Variation
	DCOF ≥0.42
	HPD LEED

PERFORMANCE CHARACTERISTICS

Breaking Strength	≥ 400 lbs
Chemical Resistance	Resistant
DCOF	> 0.42
Deep Scratch Resistance	N/A
Frost Resistance	Resistant
Mohs Hardness	N/A
Water Absorption	≤ 0.5%
Certifications	HPD LEED

TILE APPLICATION

AREA	WALL	FLOOR
Residential	•	•
Commercial	•	•
Heavy Commercial	•	
Exterior	•	
** Not defined by ANSI Standards		

* Not all sizes/trims are available in all colors and finishes, scan QR code for product details.

COMMON SEGMENTS

Corporate	Education	Healthcare
Multi-Family	Residential	

RECOMMENDED GROUT JOINT

Rectified	1/8"
Non-Rectified	3/16"



EVERETT | Light Gray 12x24



FONTANA

FLOOR & WALL | COLOR-BODY PORCELAIN | TRAVERTINE LOOK



White | VTL FNWH



White | Fluted
VTL FNWH FLUTE



White | 1x4
VTL FNWH MOS14



Taupe | VTL FNTA



Taupe | Fluted
VTL FNTA FLUTE



Taupe | 1x4
VTL FNTA MOS14



Gray | VTL FNGY



Gray | Fluted
VTL FNGY FLUTE



Gray | 1x4
VTL FNGY MOS14

TECHNICAL INFORMATION



Made in USA



Ready Ship



V4 Substantial Variation



DCOF ≥0.42

PERFORMANCE CHARACTERISTICS

Breaking Strength > 275lbs

Chemical Resistance Resistant

DCOF > 0.42

Deep Scratch Resistance N/A

Frost Resistance N/A

Mohs Hardness 8

Water Absorption < 0.5%

Certifications N/A

TILE APPLICATION

AREA WALL FLOOR

Residential • •

Commercial • •

Heavy Commercial •

Exterior

** Not defined by ANSI Standards

* Not all sizes/trims are available in all colors and finishes, scan QR code for product details.

COMMON SEGMENTS

Healthcare Hospitality Multi-Family

Retail Senior Living

RECOMMENDED GROUT JOINT

Rectified 1/8"


Non-Rectified 3/16"



FONTANA | White 12x24 and Fluted

GEMSTONE

WALL ONLY | GLAZED CERAMIC | SOLID LOOK




White | VTL GMWH



White | 6x7 Hex
VTL GMWH HEX6G



Blue | VTL GMBU




Blue | 6x7 Hex
VTL GMBU HEX6G




Cream | VTL GMCR



Cream | 6x7 Hex
VTL GMCR HEX6G



Pewter | VTL GMPW




Pewter | 6x7 Hex
VTL GMPW HEX6G




Light Gray | VTL GMLG



Light Gray | 6x7 Hex
VTL GMLG HEX6G




Dark Gray | VTL GMDG



Dark Gray | 6x7 Hex
VTL GMDG HEX6G




Greige | VTL GMGG



Greige | 6x7 Hex
VTL GMGG HEX6G



Navy | VTL GMNV




Navy | 6x7 Hex
VTL GMNV HEX6G




Blush | VTL GMBS



Blush | 6x7 Hex
VTL GMBS HEX6G



Green | VTL GMGN



Green | 6x7 Hex
VTL GMGN HEX6G



GEMSTONE | Light Gray 6x7 Hexagon



GEMSTONE | Cream 3x12

TECHNICAL INFORMATION



Made in Vietnam



Stock | Ready Ship



V2 Slight Variation

PERFORMANCE CHARACTERISTICS

Breaking Strength	> 240lbf
Chemical Resistance	B
DCOF	N/A
Deep Scratch Resistance	N/A
Frost Resistance	Not Resistant
Mohs Hardness	2
Water Absorption	10-18%
Certifications	N/A

TILE APPLICATION

AREA	WALL	FLOOR
Residential	•	
Commercial	•	
Heavy Commercial	•	
Exterior		
** Not defined by ANSI Standards		

COMMON SEGMENTS

Corporate	Education	Healthcare
Multi-Family	Residential	

RECOMMENDED GROUT JOINT

Rectified	1/8"
Non-Rectified	3/16"





HAMPTON

FLOOR & WALL | EXTERIOR WALL | GLAZED COLOR-BODY PORCELAIN | WOOD LOOK



White Wash | VTL HPWW



White Wash | VTL HPWW CHEVRONR



Weathered Grey | VTL HPWG



Weathered Grey | VTL HPWG CHEVRONR



Sun Bleached | VTL HPSB



Sun Bleached | VTL HPSB CHEVRONR



Jacobean | VTL HPJA



Jacobean | VTL HPJA CHEVRONR

SIZE	FINISH
8" x 40" x 9mm Rectified	Matte
8" x 40" x 9mm Chevron Rectified	Matte

MOSAICS & TRIM	FINISH
3" x 20" Bullnose Rectified	Matte

HAMPTON | Jacobean 8x40 Chevron

TECHNICAL INFORMATION

	Made in USA
	Stock Ready Ship
	V2 Slight Variation
	DCOF > 0.42
	LEED HPD

PERFORMANCE CHARACTERISTICS

Breaking Strength	≥ 400 lbs
Chemical Resistance	Resistant
DCOF	> 0.42
Deep Scratch Resistance	N/A
Frost Resistance	Resistant
Mohs Hardness	6
Water Absorption	≤ 0.5%
Certifications	LEED HPD

TILE APPLICATION

AREA	WALL	FLOOR
Residential	•	•
Commercial	•	•
Heavy Commercial	•	
Exterior	•	
** Not defined by ANSI Standards		

*Not all sizes/trimms are available in all colors and finishes, scan QR code for product details.

COMMON SEGMENTS

Corporate	Healthcare	Hospitality
Restaurant	Senior Living	

RECOMMENDED GROUT JOINT

Rectified	1/8"
Non-Rectified	3/16"





HOMER | Athens 24x48

HOMER

FLOOR & WALL | EXTERIOR WALL | COLOR-BODY PORCELAIN | LIMESTONE LOOK




Piraeus | VTL HOPI




Athens | VTL HOAT



Rhodes | VTL HORH




Eretria | VTL HOER




Piraeus | Stave
VTL HOPI MOSSTAVE



Athens | Stave
VTL HOAT MOSSTAVE



Rhodes | Stave
VTL HORH MOSSTAVE



Eretria | Stave
VTL HOER MOSSTAVE



Piraeus | 3x8 Brick
VTL HOPI MOSBRICK




Athens | 3x8 Brick
VTL HOAT MOSBRICK



Rhodes | 3x8 Brick
VTL HORH MOSBRICK




Eretria | 3x8 Brick
VTL HOER MOSBRICK



Piraeus | 2x2
VTL HOPI MOS22



Athens | 2x2
VTL HOAT MOS22



Rhodes | 2x2
VTL HORH MOS22



Eretria | 2x2
VTL HOER MOS22

SIZE	FINISH
24" x 48" x 9mm Rectified	Matte
24" x 24" x 9mm Rectified	Matte
12" x 24" x 9mm Rectified	Matte
6" x 24" x 9mm Rectified	Matte

MOSAICS & TRIM	FINISH
2" x 24" Stave Mosaic	Matte
3" x 8" Brick Mosaic	Matte
2" x 2" Mosaic	Matte
3" x 24" Bullnose	Matte
6" x 12" Cove Base	Matte

TECHNICAL INFORMATION

	Made in USA
	Ready Ship
	V2 Slight Variation
	DCOF > 0.42

PERFORMANCE CHARACTERISTICS

Breaking Strength	≥ 400 lbs
Chemical Resistance	Resistant
DCOF	> 0.42
Deep Scratch Resistance	N/A
Frost Resistance	Resistant
Mohs Hardness	N/A
Water Absorption	≤ 0.5%
Certifications	N/A

TILE APPLICATION

AREA	WALL	FLOOR
Residential	•	•
Commercial	•	•
Heavy Commercial	•	
Exterior	•	

** Not defined by ANSI Standards

*Not all sizes/trims are available in all colors and finishes, scan QR code for product details.

COMMON SEGMENTS

Corporate	Healthcare	Multi-Family
Residential	Senior Living	













































RECOMMENDED GROUT JOINT

Rectified	1/8"
Non-Rectified	3/16"



IRELAND

FLOOR & WALL | GLAZED COLOR BODY & UNGLAZED THROUGH-BODY PORCELAIN | FABRIC LOOK

 Midleton VTL IRMI	 Midleton 6x7 Hex VTL IRMI MOSHEX	 Midleton 2x2 VTL IRMI MOS22	 Midleton 1x4 Herringbone VTL IRMI HERRING	 Galway VTL IRGA	 Galway 6x7 Hex VTL IRGA MOSHEX	 Galway 2x2 VTL IRGA MOS22	 Galway 1x4 Herringbone VTL IRGA HERRING
 Ennis VTL IREN	 Ennis 6x7 Hex VTL IREN MOSHEX	 Ennis 2x2 VTL IREN MOS22	 Ennis 1x4 Herringbone VTL IREN HERRING	 Navan VTL IRNA	 Navan 6x7 Hex VTL IRNA MOSHEX	 Navan 2x2 VTL IRNA MOS22	 Navan 1x4 Herringbone VTL IRNA HERRING
 Limerick VTL IRLI	 Limerick 6x7 Hex VTL IRLI MOSHEX	 Limerick 2x2 VTL IRLI MOS22	 Limerick 1x4 Herringbone VTL IRLI HERRING	 Tralee VTL IRTR	 Tralee 6x7 Hex VTL IRTR MOSHEX	 Tralee 2x2 VTL IRTR MOS22	 Tralee 1x4 Herringbone VTL IRTR HERRING
 Newbridge VTL IRNE	 Newbridge 6x7 Hex VTL IRNE MOSHEX	 Newbridge 2x2 VTL IRNE MOS22	 Newbridge 1x4 Herringbone VTL IRNE HERRING	 Bray VTL IRBR	 Bray 6x7 Hex VTL IRBR MOSHEX	 Ashbourne 1x6 VTL IRAS MOS16	
 Carlow VTL IRCA	 Carlow 6x7 Hex VTL IRCA MOSHEX	 Carlow 2x2 VTL IRCA MOS22	 Carlow 1x4 Herringbone VTL IRCA HERRING	 Swords VTL IRSW	 Swords 6x7 Hex VTL IRSW MOSHEX	 Cork 1x6 VTL IRCO MOS16	
 Dublin VTL IRDU	 Dublin 6x7 Hex VTL IRDU MOSHEX	 Dublin 2x2 VTL IRDU MOS22	 Dublin 1x4 Herringbone VTL IRDU HERRING	 Waterford VTL IRWA	 Waterford 6x7 Hex VTL IRWA MOSHEX		



SIZE	FINISH
24" x 48" x 9mm Rectified	Matte
12" x 24"x 9mm	Matte

MOSAICS & TRIM	FINISH
6" x 7" Hex Mosaic	Matte
2" x 2" Mosaic	Matte
1" x 6" Mosaic	Matte
1" x 4" Herringbone Mosaic	Matte
3" x 24" Bullnose	Matte
6" x 12" Cove Base	Matte

TECHNICAL INFORMATION



Made in USA



Stock | Ready Ship



V2 Slight Variation



DCOF ≥0.42

PERFORMANCE CHARACTERISTICS

Breaking Strength	≥350lbf
Chemical Resistance	Resistant
DCOF	>0.42
Deep Scratch Resistance	N/A
Frost Resistance	Resistant
Mohs Hardness	N/A
Water Absorption	≤0.5%
Certifications	N/A

TILE APPLICATION

AREA	WALL	FLOOR
Residential	•	•
Commercial	•	•
Heavy Commercial	•	•
Exterior		
** Not defined by ANSI Standards		

COMMON SEGMENTS

Corporate	Education	Healthcare
Multi-Family	Residential	

RECOMMENDED GROUT JOINT

Rectified	1/8"
Non-Rectified	3/16"

* Not all sizes/trims are available in all colors and finishes, scan QR code for product details.





LOGAN

FLOOR & WALL | GLAZED COLOR-BODY PORCELAIN | CONCRETE LOOK




Cream | VTL LGCR




Cream | Half Hexagon
VTL LGCR HALFHEX




Cream | 2x2
VTL LGCR MOS22




White | VTL LGWH




White | Half Hexagon
VTL LGWH HALFHEX




White | 2x2
VTL LGWH MOS22




Light Grey | VTL LGLG




Light Grey | Half Hexagon
VTL LGLG HALFHEX




Light Grey | 2x2
VTL LGLG MOS22



Medium Grey | VTL LGMG



Medium Grey | Half Hexagon
VTL LGMG HALFHEX



Medium Grey | 2x2
VTL LGMG MOS22

TECHNICAL INFORMATION



Made in Turkey



Ready Ship



V3 Moderate Variation



DCOF ≥ 0.50



Greenguard

PERFORMANCE CHARACTERISTICS

Breaking Strength $\geq 1600\text{N}$

Chemical Resistance N/A

DCOF ≥ 0.50

Deep Scratch Resistance N/A

Frost Resistance Resistant

Mohs Hardness 6

Water Absorption $< 0.5\%$

Certifications Greenguard

TILE APPLICATION

AREA WALL FLOOR

Residential • •

Commercial • •

Heavy Commercial •

Exterior

** Not defined by ANSI Standards

* Not all sizes/trims are available in all colors and finishes, scan QR code for product details.

COMMON SEGMENTS

Automotive Corporate

Education Government

RECOMMENDED GROUT JOINT

Rectified 1/8"

Non-Rectified 3/16"



LOGAN | Medium Grey 12x24



LOOMED

FLOOR & WALL | GLAZED PORCELAIN | FABRIC LOOK



White | VTL LDWH



Light Gray | VTL LDLG



Beige | VTL LDBE







Gray | VTL LDGR

SIZE	FINISH
12" x 24" x 9.5mm	Matte

MOSAICS & TRIM	FINISH
3" x 24" Bullnose	Matte

TECHNICAL INFORMATION

	Made in USA
	Stock
	V2 Slight Variation
	DCOF ≥ 0.42

PERFORMANCE CHARACTERISTICS

Breaking Strength	> 275 lbs
Chemical Resistance	Resistant
DCOF	≥ 0.42
Deep Scratch Resistance	N/A
Frost Resistance	N/A
Mohs Hardness	N/A
Water Absorption	< 0.5%
Certifications	N/A

TILE APPLICATION

AREA	WALL	FLOOR
Residential	•	•
Commercial	•	•
Heavy Commercial	•	
Exterior		

** Not defined by ANSI Standards

* Not all sizes/trimms are available in all colors and finishes, scan QR code for product details.

COMMON SEGMENTS

Education	Government
Hospitality	

RECOMMENDED GROUT JOINT

Rectified	1/8"
Non-Rectified	3/16"



LOOMED | Gray 12x24

LULWORTH

FLOOR & WALL | EXTERIOR WALL | COLOR-BODY PORCELAIN | CONCRETE LOOK



Wick | VTL LUWI




Wick | 2x2
VTL LUWI MOS22



Wick | Arch
VTL LUWI ARCH



Rye | VTL LURY



Rye | 2x2
VTL LURY MOS22



Rye | Arch
VTL LURY ARCH



Ives + Wick | Rose
VTL LUIW ROSE



Windsor | VTL LUWN



Windsor | 2x2
VTL LUWN MOS22



Windsor | Arch
VTL LUWN ARCH




Devon | VTL LUDE



Devon | 2x2
VTL LUDE MOS22



Devon | Arch
VTL LUDE ARCH



Wick + Combe | Rose
VTL LUWC ROSE



Sussex | VTL LUSU



Sussex | 2x2
VTL LUSU MOS22



Sussex | Arch
VTL LUSU ARCH




Bibury | VTL LUBI



Bibury | 2x2
VTL LUBI MOS22



Bibury | Arch
VTL LUBI ARCH



Devon + Bibury | Rose
VTL LUDB ROSE



Campden | VTL LUCA




Campden | 2x2
VTL LUCA MOS22



Campden | Arch
VTL LUCA ARCH



Ives | VTL LUIV




Ives | 2x2
VTL LUIV MOS22



Ives | Arch
VTL LUIV ARCH



Henley | VTL LUHE



Henley | 2x2
VTL LUHE MOS22



Henley | Arch
VTL LUHE ARCH



Combe | VTL LUCO



Combe | 2x2
VTL LUCO MOS22



Combe | Arch
VTL LUCO ARCH



LULWORTH | Wick 12x24 & Campden 24x48

SIZE	FINISH
24" x 48" x 9mm Rectified	Matte
12" x 24" x 9mm	Matte

MOSAICS & TRIM	FINISH
12" x 12" Rose Mosaic	Matte
11" x 11" Arch Mosaic	Matte
2" x 2" Mosaic	Matte
3" x 24" Bullnose	Matte
6" x 12" Cove Base	Matte

TECHNICAL INFORMATION



Made in USA



Ready Ship



V2 Slight Variation



DCOF > 0.42

PERFORMANCE CHARACTERISTICS

Breaking Strength	≥ 350 lbf
Chemical Resistance	Resistant
DCOF	≥ 0.42
Deep Scratch Resistance	N/A
Frost Resistance	Resistant
Mohs Hardness	N/A
Water Absorption	≤ 0.5%
Certifications	N/A

TILE APPLICATION

AREA	WALL	FLOOR
Residential	•	•
Commercial	•	•
Heavy Commercial	•	
Exterior	•	
** Not defined by ANSI Standards		

* Not all sizes/trimms are available in all colors and finishes, scan QR code for product details.

COMMON SEGMENTS

Corporate	Education	Government
Healthcare	Senior Living	

RECOMMENDED GROUT JOINT

Rectified	1/8"
Non-Rectified	3/16"





NORRIS | White 24x48

NORRIS

FLOOR & WALL | EXTERIOR WALL | GLAZED COLOR-BODY PORCELAIN | TRAVERTINE LOOK



White | VTL NOWH



White | 3x8 Brick
VTL NOWH BRICK



White | 2x2
VTL NOWH MOS22



Beige | VTL NOBE



Beige | 3x8 Brick
VTL NOBE BRICK



Beige | 2x2
VTL NOBE MOS22




Gray | VTL NOGR



Gray | 3x8 Brick
VTL NOGR BRICK




Gray | 2x2
VTL NOGR MOS22



Black | VTL NOBL



Black | 3x8 Brick
VTL NOBL BRICK



Black | 2x2
VTL NOBL MOS22

TECHNICAL INFORMATION



Made in USA



Stock | Ready Ship



V2 Slight Variation



DCOF ≥0.42

PERFORMANCE CHARACTERISTICS

Breaking Strength ≥ 400 lbs

Chemical Resistance Resistant

DCOF > 0.42

Deep Scratch Resistance N/A

Frost Resistance Resistant

Mohs Hardness N/A

Water Absorption ≤ 0.5%

Certifications N/A

TILE APPLICATION

AREA WALL FLOOR

Residential • •

Commercial • •

Heavy Commercial •

Exterior •

** Not defined by ANSI Standards

* Not all sizes/trims are available in all colors and finishes, scan QR code for product details.

SIZE

24" x 47" x 9mm Rectified

24" x 24" x 9mm Rectified

12" x 24" x 9mm Rectified

FINISH

Matte

Matte

Matte

MOSAICS & TRIM

3" x 8" Brick Mosaic

2" x 2" Mosaic

3" x 24" Bullnose Rectified

6" x 12" Covebase Rectified

FINISH

Matte

Matte


Matte

Matte



ORGANIC ROOTS

FLOOR & WALL | EXTERIOR WALL | COLOR-BODY PORCELAIN | CONCRETE LOOK



White | VTL OTWH



White | 2x2
VTL OTWH MOS22



White | Origin
VTL OTWH ORIGIN



Ivory | VTL OTIV



Ivory | 2x2
VTL OTIV MOS22



Ivory | Origin
VTL OTIV ORIGIN



Light Gray | VTL OTLG



Light Gray | 2x2
VTL OTLG MOS22



Light Gray | Origin
VTL OTLG ORIGIN



Taupe | VTL OTTP



Taupe | 2x2
VTL OTTP MOS22



Taupe | Origin
VTL OTTP ORIGIN



Medium Gray | VTL OTMG



Medium Gray | 2x2
VTL OTMG MOS22



Medium Gray | Origin
VTL OTMG ORIGIN



Brown | VTL OTBW



Brown | 2x2
VTL OTBW MOS22



Brown | Origin
VTL OTBW ORIGIN




Green | VTL OTGN




Green | 2x2
VTL OTGN MOS22




Green | Origin
VTL OTGN ORIGIN




Blue | VTL OTBU




Blue | 2x2
VTL OTBU MOS22




Blue | Origin
VTL OTBU ORIGIN



Black | VTL OTBK



Black | 2x2
VTL OTBK MOS22



Black | Origin
VTL OTBK ORIGIN



ORGANIC ROOTS | Black & White 24x48 and Blue Origin Mosaic

TECHNICAL INFORMATION



Made in USA



Ready Ship



V2 Slight Variation



DCOF > 0.42



HPD | EPD | Greenguard | VOC Free

PERFORMANCE CHARACTERISTICS

Breaking Strength	≥ 350 lbf
Chemical Resistance	Resistant
DCOF	> 0.42
Deep Scratch Resistance	N/A
Frost Resistance	Resistant
Mohs Hardness	N/A
Water Absorption	≤ 0.5%
Certifications	HPD EPD Greenguard VOC Free

TILE APPLICATION

AREA	WALL	FLOOR
Residential	•	•
Commercial	•	•
Heavy Commercial	•	
Exterior	•	
** Not defined by ANSI Standards		

* Not all sizes/trims are available in all colors and finishes, scan QR code for product details.

SIZE

24" x 48" x 9mm Rectified
12" x 24" x 9mm
3" x 12" x 9mm

FINISH

Matte
Matte
Matte

MOSAICS & TRIM

12" x 12" Origin Mosaic
2" x 2" Mosaic
3" x 24" Bullnose
6" x 12" Cove Base

FINISH

Matte
Matte
Matte
Matte

COMMON SEGMENTS

Corporate	Education
Government	

RECOMMENDED GROUT JOINT

Rectified	1/8"
Non-Rectified	3/16"





OUTPOST

FLOOR & WALL | EXTERIOR WALL | PORCELAIN | CONCRETE LOOK



White | VTL OPWH



White | 2x2
VTL OPWH MOS22



Light Gray | VTL OPLG



Light Gray | 2x2
VTL OPLG MOS22




Dark Gray | VTL OPDG



Dark Gray | 2x2
VTL OPDG MOS22



Black | VTL OPBK







Black | 2x2
VTL OPBK MOS22

SIZE	FINISH
24" x 48" x 20mm Rectified	Bush-Hammered
24" x 24" x 20mm Rectified	Matte
24" x 24" x 8mm	Bush-Hammered
12" x 24" x 8mm	Matte

MOSAICS & TRIM	FINISH
2" x 2" Mosaic	Matte
3" x 12" Bullnose	Matte
6" x 12" Cove Base	Matte
12" x 24" 2cm Bullnose Coping Rect.	Bush-Hammered
12" x 24" 2cm Ease Edge Coping Rect.	Bush-Hammered
12" x 24" L-Shaped Coping Rectified	Bush-Hammered
12" x 24" Stair Tread Coping Rectified	Bush-Hammered

TECHNICAL INFORMATION

	Made in USA
	Ready Ship
	DCOF ≥ 0.42
	Carbon Neutral

PERFORMANCE CHARACTERISTICS

Breaking Strength	≥ 300 lbf
Chemical Resistance	Resistant
DCOF	≥ 0.42
Deep Scratch Resistance	N/A
Frost Resistance	Resistant
Mohs Hardness	N/A
Water Absorption	≤0.4%
Certifications	Carbon Neutral

TILE APPLICATION

AREA	WALL	FLOOR
Residential	•	•
Commercial	•	•
Heavy Commercial	•	
Exterior	•	

** Not defined by ANSI Standards

*Not all sizes/trims are available in all colors and finishes, scan QR code for product details.

COMMON SEGMENTS

Education	Government	Hospitality
Multi-Family	Restaurant	

RECOMMENDED GROUT JOINT

Rectified	1/8"
Non-Rectified	3/16"



OUTPOST | Black 24x24



PENRHYN

FLOOR & WALL | EXTERIOR WALL | GLAZED COLOR-BODY PORCELAIN | SLATE LOOK



Beach | VTL PNBE



Beach | 2x2
VTL PNBE MOS22



Sea Floor | VTL PNSF




Sea Floor | 2x2
VTL PNSF MOS22




Pebble | VTL PNPE



Pebble | 2x2
VTL PNPE MOS22



Volcano | VTL PNVO



Volcano | 2x2
VTL PNVO MOS22

SIZE	FINISH
24" x 24" x 9mm Rectified	Matte
12" x 24" x 9mm Rectified	Matte

MOSAICS & TRIM	FINISH
2" x 2" Mosaic	Matte
3" x 24" Bullnose Rectified	Matte
6" x 12" Cove Base Rectified	Matte

TECHNICAL INFORMATION

	Made in USA
	Stock Ready Ship
	V4 Substantial Variation
	DCOF > 0.42
	LEED HPD

PERFORMANCE CHARACTERISTICS

Breaking Strength	≥ 400 lbs
Chemical Resistance	Resistant
DCOF	> 0.42
Deep Scratch Resistance	N/A
Frost Resistance	Resistant
Mohs Hardness	N/A
Water Absorption	≤0.5%
Certifications	LEED HPD

TILE APPLICATION

AREA	WALL	FLOOR
Residential	•	•
Commercial	•	•
Heavy Commercial	•	
Exterior	•	

** Not defined by ANSI Standards

*Not all sizes/trims are available in all colors and finishes, scan QR code for product details.

COMMON SEGMENTS

Education	Healthcare	Hospitality
Restaurant	Senior Living	

RECOMMENDED GROUT JOINT

Rectified	1/8"
Non-Rectified	3/16"



PENRHYN | Pebble 12x24

PERSIA


INTERIOR AND EXTERIOR FLOOR & WALL | GLAZED COLOR-BODY PORCELAIN | CONCRETE LOOK



Cream | VTL PECR




Cream | 8" Hexagon
VTL PECR HEX8N




Cream | 2x2 Hexagon
VTL PECR MOSHEX




Taupe | VTL PETA



Taupe | 8" Hexagon
VTL PETA HEX8N




Taupe | 2x2 Hexagon
VTL PETA MOSHEX



Sand | VTL PESA




Sand | 8" Hexagon
VTL PESA HEX8N




Sand | 2x2 Hexagon
VTL PESA MOSHEX



Rust | VTL PERT




Rust | 8" Hexagon
VTL PERT HEX8N




Rust | 2x2 Hexagon
VTL PERT MOSHEX




Gray | VTL PEGR




Gray | 8" Hexagon
VTL PEGR HEX8N




Gray | 2x2 Hexagon
VTL PEGR MOSHEX




Blue | VTL PEBL




Blue | 8" Hexagon
VTL PEBL HEX8N




Blue | 2x2 Hexagon
VTL PEBL MOSHEX




Green | VTL PEGE




Green | 8" Hexagon
VTL PEGE HEX8N




Green | 2x2 Hexagon
VTL PEGE MOSHEX



Black | VTL PEBK



Black | 8" Hexagon
VTL PEBK HEX8N



Black | 2x2 Hexagon
VTL PEBK MOSHEX



Gray | 8x8 Decorative
VTL PEGR DECO88



Blue | 8x8 Decorative
VTL PEBL DECO88



Rust | 8x8 Decorative
VTL PERT DECO88



Black | 8x8 Decorative
VTL PEBK DECO88



PERSIA | Black 8" Hexagon & Cream 2x2 Hexagon Mosaic

SIZE	FINISH
24" x 24" x 7.94mm Rectified	Matte
12" x 24" x 7.94mm Rectified	Matte
8" x 8" x 7.94mm Hexagon Rectified	Matte

MOSAICS & TRIM	FINISH
8" x 8" Decorative Rectified	Matte
2" x 2" Hexagon Mosaic	Matte
3" x 24" Bullnose	Matte
6" x 12" Cove Base	Matte
1" x 6" Cove Base Out Corner	Matte

TECHNICAL INFORMATION



Made in USA



Stock



V2 Slight Variation



DCOF ≥ 0.60

PERFORMANCE CHARACTERISTICS

Breaking Strength > 275 lbs

Chemical Resistance Resistant

DCOF ≥ 0.60

Deep Scratch Resistance N/A

Frost Resistance N/A

Mohs Hardness 8

Water Absorption ≤ 0.5%

Certifications N/A

TILE APPLICATION

AREA WALL FLOOR

Residential • •

Commercial • •

Heavy Commercial •

Exterior • •

** Not defined by ANSI Standards

* Not all sizes/trims are available in all colors and finishes, scan QR code for product details.

COMMON SEGMENTS

Corporate Education Hospitality

Multi-Family Residential

RECOMMENDED GROUT JOINT

Rectified 1/8"

Non-Rectified 3/16"





PURITY

FLOOR & WALL | EXTERIOR WALL | COLOR-BODY PORCELAIN | MARBLE LOOK



Elegance | VTL PTEL




Elegance | 2x2
VTL PTEL MOS22



Elegance | Hex
VTL PTEL HEX




Sublime | VTL PTSB



Sublime | 2x2
VTL PTSB MOS22



Sublime | Hex
VTL PTSB HEX



Grandeur | VTL PTGR




Grandeur | 2x2
VTL PTGR MOS22



Grandeur | Hex
VTL PTGR HEX



Refinement | VTL PTRF




Refinement | 2x2
VTL PTRF MOS22



Refinement | Hex
VTL PTRF HEX



Royal | VTL PTRY



Royal | 2x2
VTL PTRY MOS22



Royal | Hex
VTL PTRY HEX



Majesty | VTL PTMJ



Majesty | 2x2
VTL PTMJ MOS22



Majesty | Hex
VTL PTMJ HEX

SIZE

48" x 110" x 6mm Rectified
48" x 110" x 6mm Bookmatch A Rect.
48" x 110" x 6mm Bookmatch B Rect.
48" x 48" x 10mm Rectified
32" x 96" x 12mm Pre-Fab 12mm Slab
24" x 48" x 8mm Rectified
12" x 24" x 10mm Rectified
3" x 12"x 10mm

FINISH

Matte Polished
Polished
Polished
Matte Polished
Matte
Polished
Matte Polished
Polished

MOSAICS & TRIM

2" x 2" Mosaic
2" x 2" Hexagon Mosaic
3" x 12" Bullnose

FINISH

Matte Polished
Matte Polished
Matte Polished

TECHNICAL INFORMATION



Made in USA



Stock | Ready Ship



DCOF ≥0.42

PERFORMANCE CHARACTERISTICS

Thickness	8mm 10mm 12mm 6mm	
Breaking Strength	≥300 lbf	≥250 lbf
Chemical Resistance	Resistant	Resistant
DCOF	≥0.42	≥0.42
Deep Scratch Resistance	N/A	N/A
Frost Resistance	Resistant	Resistant
Mohs Hardness	N/A	N/A
Water Absorption	≤ 0.4%	≤ 0.4%
Certifications	N/A	N/A

TILE APPLICATION

AREA	WALL	FLOOR
Residential	•	•
Commercial	•	•
Heavy Commercial	•	
Exterior	•	
** Not defined by ANSI Standards		

* Not all sizes/trims are available in all colors and finishes, scan QR code for product details.

COMMON SEGMENTS

Corporate	Government	Multi-Family
Residential	Retail	

RECOMMENDED GROUT JOINT

Rectified	1/8"
Non-Rectified	3/16"



PURITY | Elegance 48x48 and Royal 48x110



RESTORATION | Dark Brown 8x40

RESTORATION

FLOOR & WALL | EXTERIOR WALL | GLAZED COLOR-BODY PORCELAIN | WOOD LOOK



White | VTL REWH



Gray | VTL REGR



Brown | VTL REBR



Dark Brown | VTL REDB

SIZE	FINISH
8" x 40" x 9mm Rectified	Matte

TECHNICAL INFORMATION

	Made in USA
	Ready Ship
	V3 Moderate Variation
	DCOF ≥0.42
	HPD LEED

PERFORMANCE CHARACTERISTICS

Breaking Strength	≥ 400 lbs
Chemical Resistance	Resistant
DCOF	≥ 0.42
Deep Scratch Resistance	N/A
Frost Resistance	Resistant
Mohs Hardness	N/A
Water Absorption	≤ 0.5%
Certifications	HPD LEED

TILE APPLICATION

AREA	WALL	FLOOR
Residential	•	•
Commercial	•	•
Heavy Commercial	•	
Exterior	•	
** Not defined by ANSI Standards		

*Not all sizes/trims are available in all colors and finishes, scan QR code for product details.

COMMON SEGMENTS

Corporate	Government	Hospitality
Multi-Family	Restaurant	

RECOMMENDED GROUT JOINT

Rectified	1/8"
Non-Rectified	3/16"





RIFT | Gray 12x24

RIFT


FLOOR & WALL | GLAZED PORCELAIN & GLAZED CERAMIC | LIMESTONE LOOK



White | VTL RIWH



White | 2x2
VTL RIWH MOS22




White | 1x3 Stacked
VTL RIWH MOS13




Beige | VTL RIBE



Beige | 2x2
VTL RIBE MOS22



Beige | 1x3 Stacked
VTL RIBE MOS13



Gray | VTL RIGR



Gray | 2x2
VTL RIGR MOS22



Gray | 1x3 Stacked
VTL RIGR MOS13

SIZE	FINISH
12" x 24" x 7.94mm Glazed Porcelain	Matte
12" x 24" x 7.94mm Glazed Porcelain	Matte

MOSAICS & TRIM	FINISH
2" x 2" Mosaic Glazed Ceramic	Matte
1" x 3" Stacked Mosaic Glazed Ceramic	Matte
3" x 12" Bullnose Glazed Porcelain	Matte
6" x 12" Cove Base Glazed Ceramic	Matte
1" x 6" Cove Base Outcorner Glazed Ceramic	Matte

TECHNICAL INFORMATION

	Made in USA
	Made in Mexico
	Stock Ready Ship
	V3 Moderate Variation
	DCOF ≥ 0.42

PERFORMANCE CHARACTERISTICS

Material Type	Glazed Ceramic	Glazed Porcelain
Breaking Strength	> 250 lbs	> 275 lbs
Chemical Resistance	Resistant	Resistant
DCOF	≥ 0.42	≥ 0.42
Deep Scratch Resistance	N/A	N/A
Frost Resistance	N/A	N/A
Mohs Hardness	8	8
Water Absorption	< 3%	< 0.5%
Certifications	N/A	N/A

TILE APPLICATION

AREA	WALL	FLOOR
Residential	•	•
Commercial	•	•
Heavy Commercial	•	
Exterior		
** Not defined by ANSI Standards		

*Not all sizes/trims are available in all colors and finishes, scan QR code for product details.

COMMON SEGMENTS

Corporate	Education	Healthcare
Multi-Family	Senior Living	

RECOMMENDED GROUT JOINT


Rectified	1/8"
Non-Rectified	3/16"





SERENITY

FLOOR & WALL | EXTERIOR WALL | GLAZED COLOR-BODY PORCELAIN | FABRIC LOOK



White | VTL STWH




White | 2x2
VTL STWH MOS22




Gray | VTL STGR



Gray | 2x2
VTL STGR MOS22




Taupe | VTL STTA



Taupe | 2x2
VTL STTA MOS22



Brown | VTL STBR



Brown | 2x2
VTL STBR MOS22

SIZE	FINISH
12" x 24" x 9mm Rectified	Matte
6" x 24" x 9mm Rectified	Matte

MOSAICS & TRIM	FINISH
2" x 2" Mosaic	Matte
3" x 24" Bullnose	Matte
6" x 12" Cove Base	Matte

TECHNICAL INFORMATION



Made in USA



Stock | Ready Ship



V2 Slight Variation



DCOF ≥0.42

PERFORMANCE CHARACTERISTICS

Breaking Strength ≥ 400 lbs

Chemical Resistance Resistant

DCOF ≥0.42

Deep Scratch Resistance N/A

Frost Resistance Resistant

Mohs Hardness 6

Water Absorption ≤ 0.5%

Certifications N/A

TILE APPLICATION

AREA WALL FLOOR

Residential • •

Commercial • •

Heavy Commercial •

Exterior •

** Not defined by ANSI Standards

* Not all sizes/trims are available in all colors and finishes, scan QR code for product details.

COMMON SEGMENTS

Healthcare Multi-Family

Residential Senior Living

RECOMMENDED GROUT JOINT

Rectified 1/8"


Non-Rectified 3/16"




SERENITY | Taupe and White 12x24 and Gray 2x2 Mosaic

SPOTLIGHT


FLOOR & WALL | EXTERIOR WALL | GLAZED PORCELAIN | CONCRETE LOOK




Linen
Matte
VTL SGLI M




Linen
Bush-Hammered
VTL SGLI BH




Linen
Chiseled
VTL SGLI C




Linen | 2x2
Matte
VTL SGLI MOS22M




Linen | 2x2
Bush-Hammered
VTL SGLI MOS22BH




Beige
Matte
VTL SGBE M




Beige
Bush-Hammered
VTL SGBE BH




Beige
Chiseled
VTL SGBE C




Beige | 2x2
Matte
VTL SGBE MOS22M




Beige | 2x2
Bush-Hammered
VTL SGBE MOS22BH




Wheat
Matte
VTL SGWH M




Wheat
Bush-Hammered
VTL SGWH BH




Wheat
Chiseled
VTL SGWH C




Wheat | 2x2
Matte
VTL SGWH MOS22M




Wheat | 2x2
Bush-Hammered
VTL SGWH MOS22BH




Moss
Matte
VTL SGMO M




Moss
Bush-Hammered
VTL SGMO BH




Moss
Chiseled
VTL SGMO C




Moss | 2x2
Matte
VTL SGMO MOS22M




Moss | 2x2
Bush-Hammered
VTL SGMO MOS22BH




Light Grey
Matte
VTL SGLG M




Light Grey
Bush-Hammered
VTL SGLG BH




Light Grey
Chiseled
VTL SGLG C




Light Grey | 2x2
Matte
VTL SGLG MOS22M




Light Grey | 2x2
Bush-Hammered
VTL SGLG MOS22BH




Storm Cloud
Matte
VTL SGSC M




Storm Cloud
Bush-Hammered
VTL SGSC BH




Storm Cloud
Chiseled
VTL SGSC C




Storm Cloud | 2x2
Matte
VTL SGSC MOS22M




Storm Cloud | 2x2
Bush-Hammered
VTL SGSC MOS22BH




Dark Grey
Matte
VTL SGD G M




Dark Grey
Bush-Hammered
VTL SGD G BH




Dark Grey
Chiseled
VTL SGD G C




Dark Grey | 2x2
Matte
VTL SGD G MOS22M




Dark Grey | 2x2
Bush-Hammered
VTL SGD G MOS22BH




Atlantic
Matte
VTL SGAT M




Atlantic
Bush-Hammered
VTL SGAT BH




Atlantic
Chiseled
VTL SGAT C




Atlantic | 2x2
Matte
VTL SGAT MOS22M




Atlantic | 2x2
Bush-Hammered
VTL SGAT MOS22BH




Anthracite
Matte
VTL SGAN M




Anthracite
Bush-Hammered
VTL SGAN BH



Anthracite
Chiseled
VTL SGAN C



Anthracite | 2x2
Matte
VTL SGAN MOS22M



Anthracite | 2x2
Bush-Hammered
VTL SGAN MOS22BH



SPOTLIGHT | Wheat 24x24 and Beige 12x24 Chiseled

SIZE	FINISH
24" x 48" x 10mm Rectified	Matte
24" x 48" x 10mm Chiseled Rectified	Matte
24" x 48" x 10mm Raw Rectified	Matte
24" x 24" x 10mm Rectified	Matte
24" x 24" x 10mm Bush Hammered Rect.	Matte
12" x 24" x 10mm Rectified	Matte
12" x 24" x 10mm Bush Hammered Rect.	Matte
12" x 24" x 10mm Chiseled Rectified	Matte
12" x 12" x 10mm Rectified	Matte
12" x 12" x 10mm Bush Hammered Rect.	Matte

MOSAICS & TRIM	FINISH
2" x 2" Mosaic	Matte
2" x 2" Mosaic Bush Hammered	Matte
3" x 12" Bullnose	Matte
6" x 12" Cove Base	Matte

TECHNICAL INFORMATION

-  Made in USA
-  Stock | Ready Ship
-  DCOF ≥0.42
-  Bureau Veritas | Greenguard LEED | Green Squared

PERFORMANCE CHARACTERISTICS

Breaking Strength	≥400 lb/ft2
Chemical Resistance	Resistant
DCOF	≥0.42
Deep Scratch Resistance	N/A
Frost Resistance	Resistant
Mohs Hardness	N/A
Water Absorption	≤0.4%
Certifications	Bureau Veritas Greenguard LEED Green Squared

TILE APPLICATION

AREA	WALL	FLOOR
Residential	•	•
Commercial	•	•
Heavy Commercial	•	
Exterior	•	
** Not defined by ANSI Standards		

* Not all sizes/trims are available in all colors and finishes, scan QR code for product details.

COMMON SEGMENTS

Corporate	Education	Healthcare
Hospitality	Restaurant	

RECOMMENDED GROUT JOINT

Rectified	1/8"
Non-Rectified	3/16"





SPOTLIGHT | Gloss

FLOOR & WALL | EXTERIOR WALL | GLAZED PORCELAIN | CONCRETE LOOK



Snow | VTL SGSN



Sand | VTL SNSA



TAN | VTL SNTA



Sky | VTL SNSK




Mist | VTL SNMI



Smoke | VTL SNSM




Fog | VTL SNFO



Pebble | VTL SNPE




Twilight | VTL SNTW



Rain | VTL SNRA



Storm | VTL SNST



Caviar | VTL SNCA

SIZE	FINISH
6" x 24" x 8mm Glossy	Gloss
3" x 12" x 8mm Glossy	Gloss

MOSAICS & TRIM	FINISH
6" x 24" Bullnose Glossy	Gloss

TECHNICAL INFORMATION

	Made in USA
	Stock Ready Ship
	DCOF ≥0.42
	Burreau Veritas Greenguard LEED Green Squared

PERFORMANCE CHARACTERISTICS

Breaking Strength	≥400 lb/ft2
Chemical Resistance	Resistant
DCOF	≥0.42
Deep Scratch Resistance	N/A
Frost Resistance	Resistant
Mohs Hardness	N/A
Water Absorption	≤0.4%
Certifications	Burreau Veritas Greenguard LEED Green Squared

TILE APPLICATION

AREA	WALL	FLOOR
Residential	•	•
Commercial	•	•
Heavy Commercial	•	
Exterior	•	

** Not defined by ANSI Standards

* Not all sizes/trims are available in all colors and finishes, scan QR code for product details.

COMMON SEGMENTS

Corporate	Education	Healthcare
Hospitality	Restaurant	

RECOMMENDED GROUT JOINT

Rectified	1/8"
Non-Rectified	3/16"




SPOTLIGHT | Aqua 3x12




STUDIO


WALL | GLAZED CERAMIC | SOLID LOOK




White | VTL SDWH



Seashell | VTL SDSE



Fog | VTL SDFO



French Gray | VTL SDFG




Mint | VTL SDMI



Dove Gray | VTL SDDG



Sky | VTL SDSK



Concrete | VTL SDCO



Anthracite | VTL SDAN

SIZE	FINISH
8" x 24" x 9mm	Gloss
8" x 16" x 8mm	Gloss
6" x 6" x 7mm	Gloss
4" x 16" x 8mm	Gloss Matte
4" x 12" x 8mm	Gloss
4" x 12" x 9mm Beveled	Gloss
3" x 6" x 7mm	Gloss Matte
3" x 6" x 7mm Beveled	Gloss
2" x 12" x 9mm	Gloss Matte

MOSAICS & TRIM	FINISH
2" x 8" Bullnose	Gloss Matte
2" x 6" Bullnose	Gloss Matte
1/3" x 12" Quarter Round	Gloss Matte

TECHNICAL INFORMATION

	Made in Turkey
	Stock Ready Ship
	V1 Uniform Appearance

PERFORMANCE CHARACTERISTICS

Breaking Strength	> 230 lbf
Chemical Resistance	Class B
DCOF	N/A
Deep Scratch Resistance	N/A
Frost Resistance	Not Resistant
Mohs Hardness	2
Water Absorption	10-18%
Certifications	N/A

TILE APPLICATION

AREA	WALL	FLOOR
Residential	•	
Commercial	•	
Heavy Commercial	•	
Exterior		
** Not defined by ANSI Standards		

* Not all sizes/trims are available in all colors and finishes, scan QR code for product details.

COMMON SEGMENTS

Corporate	Hospitality	Multi-Family
Restaurant	Retail	

RECOMMENDED GROUT JOINT

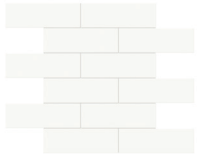
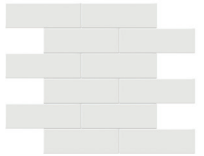
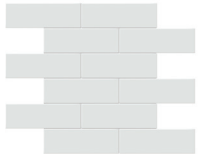















































Rectified	1/8"
Non-Rectified	3/16"



STUDIO | Sky 2x6

STUDIO | Mosaics

FLOOR & WALL | EXTERIOR WALL | GLAZED & UNGLAZED PORCELAIN | SOLID LOOK

								
White 2x6 Brick VTL SDWH BRICK26G/M	Seashell 2x6 Brick VTL SDSE BRICK26G/M	Fog 2x6 Brick VTL SDFO BRICK26G/M	French Gray 2x6 Brick VTL SDFG BRICK26G/M	Dove Gray 2x6 Brick VTL SDDG BRICK26G/M	Concrete 2x6 Brick VTL SDCO BRICK26G/M	Anthracite 2x6 Brick VTL SDAN BRICK26G/M	Sky 2x6 Brick VTL SDSK BRICK26G/M	Mint 2x6 Brick VTL SDMI BRICK26G/M
								
White Herringbone VTL SDWH HERRINGG/M	Seashell Herringbone VTL SDSE HERRINGG/M	Fog Herringbone VTL SDFO HERRINGG/M	French Gray Herringbone VTL SDFG HERRINGG/M	Dove Gray Herringbone VTL SDDG HERRINGG/M	Concrete Herringbone VTL SDCO HERRINGG/M	Anthracite Herringbone VTL SDAN HERRINGG/M	Sky Herringbone VTL SDSK HERRINGG/M	Mint Herringbone VTL SDMI HERRINGG/M
								
White 2" Hexagon VTL SDWH HEX2M	Seashell 2" Hexagon VTL SDSE HEX2M/UGL	Fog 2" Hexagon VTL SDFO HEX2M/UGL	French Gray 2" Hexagon VTL SDFG HEX2M/UGL	Dove Gray 2" Hexagon VTL SDDG HEX2M	Concrete 2" Hexagon VTL SDCO HEX2M	Anthracite 2" Hexagon VTL SDAN HEX2M/UGL	Sky 2" Hexagon VTL SDSK HEX2M	Mint 2" Hexagon VTL SDMI HEX2M
								
White Penny Round VTL SDWH PENNY34M	Seashell Penny Round VTL SDSE PENNY34M	Fog Penny Round VTL SDFO PENNY34M	French Gray Penny Round VTL SDFG PENNY34M	Dove Gray Penny Round VTL SDDG PENNY34M	Concrete Penny Round VTL SDCO PENNY34M	Anthracite Penny Round VTL SDAN PENNY34M	Sky Penny Round VTL SDSK PENNY34M	Mint Penny Round VTL SDMI PENNY34M
								
White 2x2 VTL SDWH MOS22M	Seashell 2x2 VTL SDSE MOS22M/UGL	Fog 2x2 VTL SDFO MOS22M/UGL	French Gray 2x2 VTL SDFG MOS22M/UGL	Dove Gray 2x2 VTL SDDG MOS22M	Concrete 2x2 VTL SDCO MOS22M	Anthracite 2x2 VTL SDAN MOS22M/UGL		
								
White 1" Hexagon VTL SDWH HEXAGON1M	Seashell 1" Hexagon VTL SDSE HEXAGON1M	Fog 1" Hexagon VTL SDFO HEXAGON1M	French Gray 1" Hexagon VTL SDFG HEXAGON1M	Dove Gray 1" Hexagon VTL SDDG HEXAGON1M	Concrete 1" Hexagon VTL SDCO HEXAGON1M	Anthracite 1" Hexagon VTL SDAN HEXAGON1M		



STUDIO | White Penny Round and Sky 4x12

SIZE	FINISH
2" x 6" Brick Mosaic	Gloss Matte
8" x 16" Herringbone Mosaic	Gloss Matte
2" x 2" Mosaic	Matte
2" x 2" Hexagon Mosaic	Matte
1" x 1" Hexagon Mosaic	Matte
Penny Round Mosaic	Gloss Matte

TECHNICAL INFORMATION



Stock | Ready Ship



V1 Uniform Appearance



DCOF <0.42

PERFORMANCE CHARACTERISTICS

Breaking Strength	>275 lbf
Chemical Resistance	Class A
DCOF	<0.42
Deep Scratch Resistance	N/A
Frost Resistance	Resistant
Mohs Hardness	5
Water Absorption	<0.5%
Certifications	N/A

TILE APPLICATION

AREA	WALL	FLOOR
Residential	•	•
Commercial	•	
Heavy Commercial	•	
Exterior		
** Not defined by ANSI Standards		

COMMON SEGMENTS

Corporate	Hospitality	Multi-Family
Restaurant	Retail	

RECOMMENDED GROUT JOINT
































Rectified	1/8"
Non-Rectified	3/16"

* Not all sizes/trimms are available in all colors and finishes, scan QR code for product details.



STUDIO | Mosaics

FLOOR & WALL | EXTERIOR WALL | GLAZED PORCELAIN | SOLID LOOK

						
White Picket VTL SDWH PICKETG/M	Seashell Picket VTL SDSE PICKETG/M	Fog Picket VTL SDFO PICKETG/M	French Gray Picket VTL SDFG PICKETG/M	Dove Gray Picket VTL SDDG PICKETG/M	Concrete Picket VTL SDCO PICKETG/M	Anthracite Picket VTL SDAN PICKETG/M
						
White Arabesque VTL SDWH ARABESG	Seashell Arabesque VTL SDSE ARABESG	Fog Arabesque VTL SDFO ARABESG	French Gray Arabesque VTL SDFG ARABESG	Dove Gray Arabesque VTL SDDG ARABESG	Mint Arabesque VTL SDMI ARABESG	Sky Arabesque VTL SDSK ARABESG
						
White Scallop VTL SDWH SCALLOPG	Seashell Scallop VTL SDSE SCALLOPG	Fog Scallop VTL SDFO SCALLOPG	French Gray Scallop VTL SDFG SCALLOPG	Dove Gray Scallop VTL SDDG SCALLOPG	Mint Scallop VTL SDMI SCALLOPG	Sky Scallop VTL SDSK SCALLOPG
						
Dove Gray Basketweave VTL SDDG BASKDOTM	Mint Basketweave VTL SDMI BASKDOTM	Sky Basketweave VTL SDSK BASKDOTM	Concrete Basketweave VTL SDCO BASKDOTM	Anthracite Basketweave VTL SDAN BASKDOTM		
						
Dove Gray 1" Hex with Insert VTL SDDG HEX1DOTM	Mint 1" Hex with Insert VTL SDMI HEX1DOTM	Sky 1" Hex with Insert VTL SDSK HEX1DOTM	Concrete 1" Hex with Insert VTL SDCO HEX1DOTM	Anthracite 1" Hex with Insert VTL SDAN HEX1DOTM		



STUDIO | White Picket

SIZE	FINISH
2" x 5" Picket Mosaic	Gloss Matte
10" x 13" Beveled Arabesque Mosaic	Gloss
11" x 13" Scallop Mosaic	Gloss
1" x 1" Hexagon with Insert Mosaic	Matte
Basketweave Mosaic	Matte



TECHNICAL INFORMATION

	Stock Ready Ship
	V1 Uniform Appearance
	DCOF <0.42

PERFORMANCE CHARACTERISTICS

Breaking Strength	>275 lbf
Chemical Resistance	Class A
DCOF	<0.42
Deep Scratch Resistance	N/A
Frost Resistance	Resistant
Mohs Hardness	5
Water Absorption	<0.5%
Certifications	N/A

TILE APPLICATION

AREA	WALL	FLOOR
Residential	•	•
Commercial	•	
Heavy Commercial	•	
Exterior		
** Not defined by ANSI Standards		

COMMON SEGMENTS

Corporate	Hospitality	Multi-Family
Restaurant	Retail	

RECOMMENDED GROUT JOINT

Rectified	1/8"
Non-Rectified	3/16"

* Not all sizes/trims are available in all colors and finishes, scan QR code for product details.



STUDIO | Blends

FLOOR & WALL | EXTERIOR WALL | GLAZED PORCELAIN | SOLID LOOK

Mint Mix | Diamond Pattern
VTL SDMX DIAMONDM

Mint Mix | Hexagon Pattern
VTL SDMX HEXAGONM

Mint Mix | Chain Pattern
VTL SDMX CHAINM

Mint Mix | Cubic
VTL SDMX CUBICM

Mint Mix | Plaid Pattern
VTL SDMX PLAIDN

Light Gray Mix | Diamond Pattern
VTL SDGX DIAMONDM

Light Gray Mix | Hexagon Pattern
VTL SDGX HEXAGONM

Light Gray Mix | Chain Pattern
VTL SDGX CHAINM

Light Gray Mix | Cubic
VTL SDGX CUBICM

Light Gray Mix | Plaid Pattern
VTL SDGX PLAIDN

Light Sky Mix | Diamond Pattern
VTL SDSM DIAMONDM

Light Sky Mix | Hexagon Pattern
VTL SDSM HEXAGONM

Light Sky Mix | Chain Pattern
VTL SDSM CHAINM

Light Sky Mix | Cubic
VTL SDSM CUBICM

Light Sky Mix | Plaid Pattern
VTL SDSM PLAIDN

Dark Gray Mix | Diamond Pattern
VTL SDDM DIAMONDM

Dark Gray Mix | Hexagon Pattern
VTL SDDM HEXAGONM

Dark Gray Mix | Chain Pattern
VTL SDDM CHAINM

Dark Gray Mix | Cubic
VTL SDDM CUBICM

Dark Gray Mix | Plaid Pattern
VTL SDDM PLAIDN

Dark Sky Mix | Diamond Pattern
VTL SDDX DIAMONDM

Dark Sky Mix | Hexagon Pattern
VTL SDDX HEXAGONM

Dark Sky Mix | Chain Pattern
VTL SDDX CHAINM

Dark Sky Mix | Cubic
VTL SDDX CUBICM

Dark Sky Mix | Plaid Pattern
VTL SDDX PLAIDN



SIZE	FINISH
Plaid Pattern Mosaic	Gloss Matte
Chain Pattern Mosaic	Gloss Matte
Cubic Pattern Mosaic	Matte
Hexagon Pattern Mosaic	Matte
1" x 1" Hexagon Mosaic	Matte
Diamond Pattern Mosaic	Gloss Matte

COLOR BLENDS		
Dark Gray Mix	White Dove Gray Anthracite	
Dark Sky Mix	White Sky Anthracite	
Light Gray Mix	White French Gray Concrete	
Light Sky Mix	White Fog Sky	
Mint Mix	White Seashell Mint	

TECHNICAL INFORMATION

- Stock | Ready Ship
- V1 Uniform Appearance
- DCOF <0.42

PERFORMANCE CHARACTERISTICS

Breaking Strength	>275 lbf
Chemical Resistance	Class A
DCOF	<0.42
Deep Scratch Resistance	N/A
Frost Resistance	Resistant
Mohs Hardness	6
Water Absorption	<0.5%
Certifications	N/A

TILE APPLICATION

AREA	WALL	FLOOR
Residential	•	•
Commercial	•	•
Heavy Commercial	•	
Exterior		
** Not defined by ANSI Standards		

COMMON SEGMENTS

Corporate	Hospitality	Multi-Family
Restaurant	Retail	

RECOMMENDED GROUT JOINT

Rectified	1/8"
Non-Rectified	3/16"

* Not all sizes/trimms are available in all colors and finishes, scan QR code for product details.





THAMES

FLOOR & WALL | GLAZED CERAMIC | SOLID LOOK



White Glossy | VTL TMWH | G



White Matte | VTL TMWH | M



Beige | VTL TMBE



Taupe | VTL TMTP



Light Gray | VTL TMLG



Medium Gray | VTL TMMG



Blue | VTL TMBL

SIZE	FINISH
3" x 12" x 9.5mm	Gloss
3" x 12" x 9.5mm White Only	Matte
3" x 6" x 9.5mm	Gloss
3" x 6" x 9.5mm White Only	Matte

MOSAICS & TRIM	FINISH
0.354" x 12" Quarter Round	Gloss
0.354" x 12" Quarter Round White Only	Matte

TECHNICAL INFORMATION



Made in Turkey



Stock



V1 Uniform Appearance

PERFORMANCE CHARACTERISTICS

Breaking Strength	> 1200
Chemical Resistance	N/A
DCOF	N/A
Deep Scratch Resistance	N/A
Frost Resistance	Not Resistant
Mohs Hardness	N/A
Water Absorption	N/A
Certifications	N/A

TILE APPLICATION

AREA	WALL	FLOOR
Residential	•	•
Commercial	•	
Heavy Commercial	•	
Exterior		
** Not defined by ANSI Standards		

* Not all sizes/trims are available in all colors and finishes, scan QR code for product details.

COMMON SEGMENTS

Corporate	Hospitality	Multi-Family
Religious	Restaurant	

RECOMMENDED GROUT JOINT

Rectified	1/8"
Non-Rectified	3/16"



THAMES | White Glossy 3x12



THIS OR THAT

WALL | GLAZED CERAMIC | DIMENSIONAL



White | 4x5 Hexagon
VTL TTWH HEX44



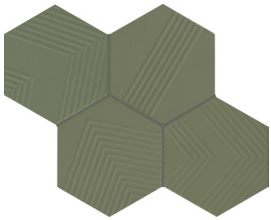
White | 6x6
VTL TTWH 66



Ivory | 4x5 Hexagon
VTL TTIV HEX44



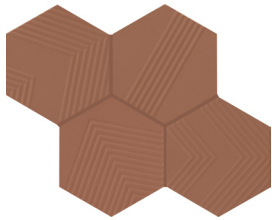
Ivory | 6x6
VTL TTIV 66




Green | 4x5 Hexagon
VTL TTGR HEX44



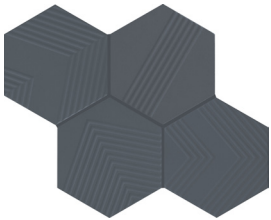
Green | 6x6
VTL TTGR 66



Red | 4x5 Hexagon
VTL TTRD HEX44



Red | 6x6
VTL TTRD 66



Blue | 4x5 Hexagon
VTL TTBL HEX44



Blue | 6x6
VTL TTBL 66

TECHNICAL INFORMATION



Made in USA



Ready Ship



V1 Uniform Appearance

PERFORMANCE CHARACTERISTICS

Breaking Strength	120-230lbs
Chemical Resistance	Resistant
DCOF	N/A
Deep Scratch Resistance	N/A
Frost Resistance	N/A
Mohs Hardness	N/A
Water Absorption	< 20%
Certifications	N/A

TILE APPLICATION

AREA	WALL	FLOOR
Residential	•	
Commercial	•	
Heavy Commercial	•	
Exterior		
** Not defined by ANSI Standards		

* Not all sizes/trims are available in all colors and finishes, scan QR code for product details.

SIZE

6" x 6" x 7.75mm
Five unique patterns that are pre-boxed in a random assortment.

FINISH

Matte

4" x 5" x 7.75 Hexagon

Four unique patterns that are pre-boxed in a random assortment.

Matte

MOSAICS & TRIM

1" x 12" Jolly

FINISH

Matte

THIS OR THAT | Green Hex and Ivory 6x6





TREMAINE

FLOOR & WALL | EXTERIOR WALL | GLAZED PORCELAIN | MARBLE LOOK




White | VTL TRWH



White | 2x2
VTL TRWH MOS22M/P



White | 9x11 Hexagon
VTL TRWH HEXM/P



Pearl | VTL TRPE



Pearl | 2x2
VTL TRPE MOS22M/P



Pearl | 9x11 Hexagon
VTL TRPE HEXM/P




Ivory | VTL TRIV



Ivory | 2x2
VTL TRIV MOS22M/P




Ivory | 9x11 Hexagon
VTL TRIV HEXM/P



Gray | VTL TRGR




Gray | 2x2
VTL TRGR MOS22M/P




Gray | 9x11 Hexagon
VTL TRGR HEXM/P



Black | VTL TRBL



Black | 2x2
VTL TRBL MOS22M/P



Black | 9x11 Hexagon
VTL TRBL HEXM/P

TECHNICAL INFORMATION



Made in USA



Ready Ship



V3 Moderate Variation



DCOF ≥ 0.42



Greenguard | Bureau Veritas | NSF EPD

PERFORMANCE CHARACTERISTICS

Breaking Strength ≥ 400 lb/ft²

Chemical Resistance Resistant

DCOF ≥ 0.42

Deep Scratch Resistance N/A

Frost Resistance Resistant

Mohs Hardness N/A

Water Absorption ≤0.4%

Certifications Greenguard | Bureau Veritas
NSF EPD

TILE APPLICATION

AREA WALL FLOOR

Residential • •

Commercial • •

Heavy Commercial •

Exterior •

** Not defined by ANSI Standards

* Not all sizes/trims are available in all colors and finishes, scan QR code for product details.

COMMON SEGMENTS

Education Healthcare Multi-Family

Retail Senior Living

RECOMMENDED GROUT JOINT

Rectified 1/8"

Non-Rectified 3/16"



TREMAINE | Ivory 24x48




WATSON

FLOOR & WALL | EXTERIOR WALL | GLAZED COLOR-BODY PORCELAIN | LIMESTONE LOOK



Cream | VTL WTCR



Cream | 2x2
VTL WTCR MOS22




Beige | VTL WTBE



Beige | 2x2
VTL WTBE MOS22




Silver | VTL WTSI




Silver | 2x2
VTL WTSI MOS22




Bronze | VTL WTBZ



Bronze | 2x2
VTL WTBZ MOS22



Steel | VTL WTST



Steel | 2x2
VTL WTST MOS22

SIZE	FINISH
24" x 48" x 8mm Rectified	Matte
24" x 24" x 8mm Rectified	Matte
12" x 24" x 8mm Rectified	Matte
12" x 12" x 8mm Rectified	Matte

MOSAICS & TRIM	FINISH
2" x 2" Mosaic Rectified	Matte
3" x 12" Bullnose Rectified	Matte
6" x 12" Cove Base Rectified	Matte

TECHNICAL INFORMATION

	Made in USA
	Stock Ready Ship
	V2 Slight Variation
	DCOF ≥ 0.42
	Greenguard Bureau Veritas NSF EPD

PERFORMANCE CHARACTERISTICS

Breaking Strength	≥ 400 lb/ft ²
Chemical Resistance	Resistant
DCOF	≥ 0.42
Deep Scratch Resistance	N/A
Frost Resistance	Resistant
Mohs Hardness	≥ 7
Water Absorption	$\leq 0.4\%$
Certifications	Greenguard Bureau Veritas NSF EPD

TILE APPLICATION

AREA	WALL	FLOOR
Residential	•	•
Commercial	•	•
Heavy Commercial	•	
Exterior	•	

** Not defined by ANSI Standards

*Not all sizes/trims are available in all colors and finishes, scan QR code for product details.

COMMON SEGMENTS

Corporate	Education	Government
Healthcare	Senior Living	

RECOMMENDED GROUT JOINT

Rectified	1/8"
Non-Rectified	3/16"



WATSON | Cream 24x48 | Steel 24x48 and 2x2 Mosaic



VITL

COMMERCIAL SURFACES