

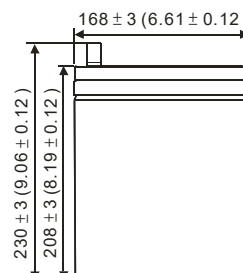
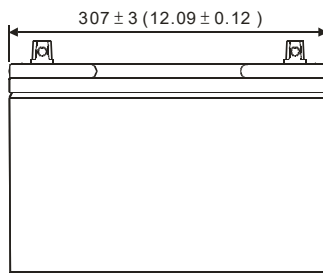
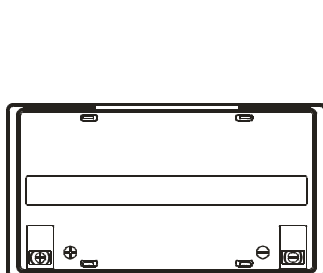
<b>Capacity (25°C)</b>	20HR (5.41A, 10.5V) = 108.2AH 10HR (10.20A, 10.5V) = 102AH 5HR (15.86A, 10.5V) = 79.3AH 1HR (65.14A, 10.5V) = 65.1AH
<b>Operating Temperature Range</b>	Charge = -15°C to +50°C Discharge = -20°C to +60°C Storage = -20°C to +60°C
<b>Approx. Weight</b>	30kg
<b>Internal Resistance</b>	Fully charged at 25°C : ≤ 5mΩ
<b>Self Discharge</b>	2% per month at (25°C)
<b>Capacity Affected by Temp. (20HR)</b>	40°C = 102% 25°C = 100% 0°C = 85% -15°C = 65%
<b>Charge Voltage (25°C)</b>	Cycle Use = 14.4 - 14.7V (-30mV/°C) Max Current = 30A Float Use = 13.5-13.8V (-20mV/°C)
<b>Dimensions (Nominal)</b>	Length: 307mm (12.09 in) Width: 168mm (6.61 in) Height: 208mm (8.19 in) Total Height: 230mm (9.06 in)

- Completely sealed, maintenance-free, low self-discharge
- State of the art hybrid gel and grid alloy formula technology
- Non-spillable, stable quality and high reliability with excellent re-charging performance
- Floating and standby use up to: 12 years
- Cycle use: Up to 260 cycles at 100% DoD
- Cycle use : Up to 500 Cycles at 50% DoD
- Container and Cover Material – ABS UL94-HB (optional UL94-V0)
- Transportation - D.O.T., I.A.T.A. & F.A.A.



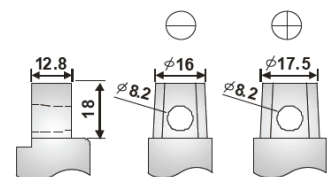
## ■ APPLICATIONS

Multipurpose	Electric Vehicle	DC Power Supply
Telecommunications	Comm. Power Supply	Auto Control System
UPS	Elec. Power System (EPS)	Traffic Control Signaling
Medical Equipment	Emergency Backup Power	Emergency Lighting

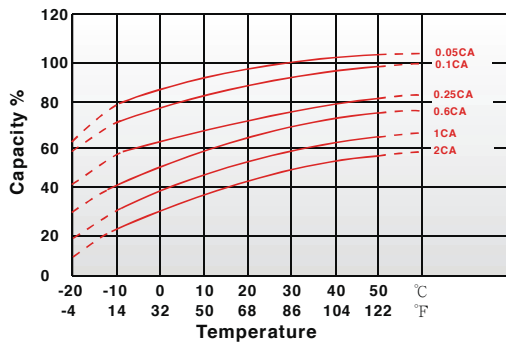


## Terminal Type

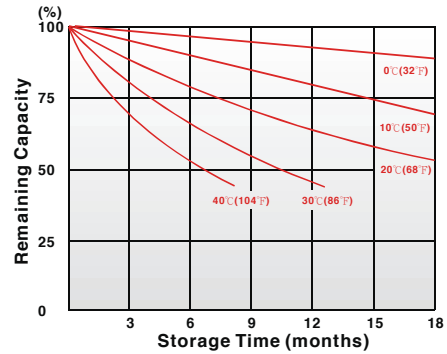
- Terminal NB



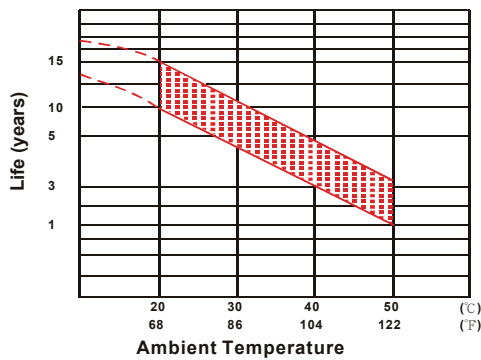
**Effect of Temperature on Capacity 25°C (77°F)**



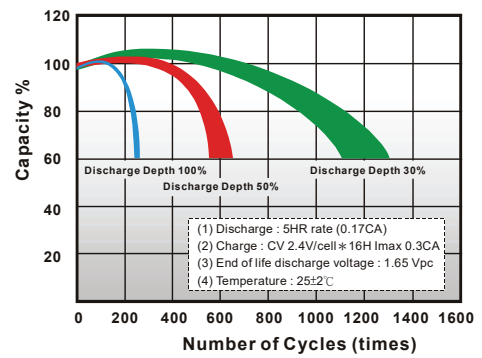
**Capacity Retention Characteristic**



**Trickle (or Float) Service Life**



**Cycle Service Life**



**Regular Charge / Float Charge / Storage**

- Charging voltage temperature compensation needs to be applied when temperature is below 0°C and above +45°C.
- Charging in temperatures below 0°C, the charge current should not exceed 0.1C as the core battery temperature can increase rapidly and damage the battery.
- During floating charge or when in storage, the life of the battery is cut in half for every 8°C temperature rise over 25°C.

**Discharge**

- Discharging at elevated temperatures improves performance of the battery yet shortens its life due to accelerated aging.
- Low temperature affects the battery internal resistance and lowers its capacity. The battery provides 100% specified capacity at 25°C. It will deliver 50% of its stated capacity at -20°C with 0.1C discharge current and 20% with 2C discharge current.

**Constant Current Discharge (A) at 25°C (77°F)**

F.V/Time	5min	10min	15min	30min	1h	2h	3h	4h	5h	6h	10h	20h
1.85V/cell	355.48	209.84	164.93	107.51	62.75	36.27	27.85	22.87	18.74	15.28	9.82	5.21
1.80V/cell	362.27	213.85	168.08	109.56	63.94	36.96	28.38	23.31	19.10	15.57	10.00	5.31
1.75V/cell	369.06	217.86	171.23	111.62	65.14	37.66	28.92	23.75	19.46	15.86	10.20	5.41
1.70V/cell	402.28	230.93	181.50	116.07	66.29	38.32	29.43	24.16	19.80	16.14	10.38	5.50
1.67V/cell	442.87	250.54	196.91	122.56	67.00	38.73	29.74	24.42	20.01	16.31	10.49	5.56

**Constant Power Discharge (W) at 25°C (77°F)**

F.V/Time	5min	10min	15min	30min	1h	2h	3h	4h	5h	6h	10h	20h
1.85V/cell	693.18	409.20	321.61	209.64	122.35	70.73	54.31	44.60	36.55	29.79	19.16	10.15
1.80V/cell	706.43	417.01	327.75	213.65	124.69	72.08	55.35	45.45	37.25	30.36	19.50	10.35
1.75V/cell	719.67	424.83	333.90	217.65	127.03	73.43	56.39	46.30	37.94	30.93	19.89	10.54
1.70V/cell	784.44	450.32	353.93	226.34	129.26	74.72	57.38	47.12	38.61	31.48	20.24	10.73
1.67V/cell	863.60	488.56	383.98	238.98	130.65	75.52	57.99	47.62	39.02	31.81	20.46	10.84