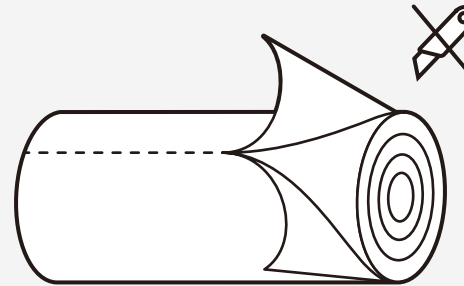
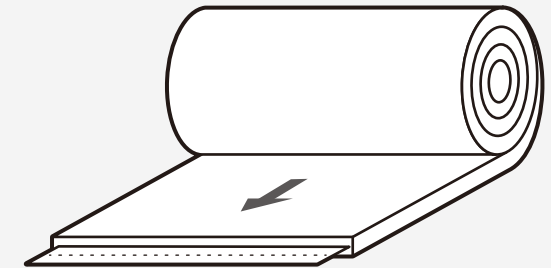




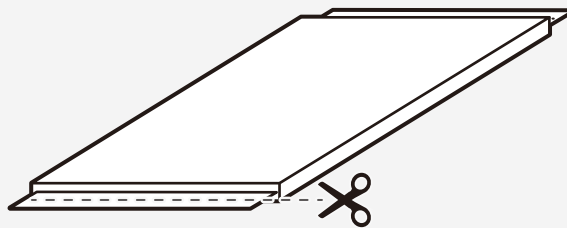
1. Lay the box on its side. Remove bagged mattress.



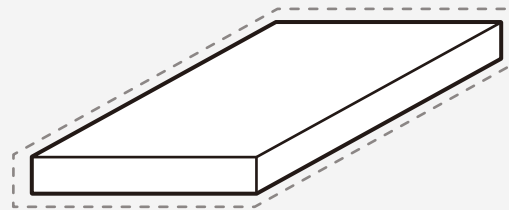
2. Tear bag along the stitched line. DO NOT USE knife or scissors, as this may result in damage to your mattress.



3. Roll out the compressed mattress onto a clean, flat surface.



4. Carefully cut open the CLEAR plastic bag along the edges. The mattress instantly begins to decompress. Remove and recycle the plastic bag.



5. Allow bed to fully recover before adding bed linens. Use on a stable, flat surface.

Tips

- Please remove from packaging within **72 hours** of receipt to maximize memory foam expansion.
- This product arrives very tightly packed. Unwrap and allow 48 hours for the product to return to its original shape.
- Being sealed in plastic packaging sometimes traps odors. After unwrapping, allow product to air for several hours.
- Due to machine-cutting manufacturing processes, there may be slight variances in the dimensions of the product.
- Zipper side is the bottom of the mattress.



Questions about your product? We're here to help.
Scan the QR code or visit us at:
help.bestchoiceproducts.com