

SST-Drop™ Indoor/Outdoor, Gel-Free Cables, Toneable

CORNING

Features and Benefits

2.9 mm OFNR FRNC/LSZH subunit in a rugged outdoor cable

Eliminates need for termination transition in indoor ONT

Crush resistance

Fiber protection and signal integrity

UV-resistant, flame-retardant inner jacket

Rugged, durable and easy to strip

Small subunit diameter and bend-radius

Easy installation in space-constrained areas

Dielectric


Eliminates bonding and grounding requirements

Common Installations


Outdoor aerial, duct and direct-buried; indoor when installed according to National Electrical Code® (NEC®) Article 770

Corning SST-Drop™ indoor/outdoor dielectric cables provide the simple installation offered by standard SST-Drop cables designed for rugged outdoor environments and compact drop cables designed for challenging indoor bend environments. The design features a gel-free, fully waterblocked, UV-resistant 2.9 mm riser-rated (OFNR) drop cable centered inside a traditional SST-Drop dielectric cable. Designed to meet industry-standard requirements for outdoor and indoor drop cables, the product eliminates the need for termination to transition from the outdoor environment to an indoor ONT. This dielectric version eliminates any bonding and grounding requirements and is suitable for aerial, direct buried and duct installation. A toneable version is also available.

The product is available in convenient contractor-sized packaging for easy field deployment and features bend-insensitive single-mode fiber, which enables installers to route the subunit around tight corners down to 5 mm (0.2 in) radius inside the home.



SST-Drop Indoor/Outdoor Cable
| Photo PIM0185



SST-Drop Indoor/Outdoor Cable
| Photo PIM0184

CORNING

SST-Drop™ Indoor/Outdoor, Gel-Free Cables, Toneable

CORNING

Standards

Listings Compact Drop Subunit listed to National Electrical Code® (NEC®) OFNR

Design and Test Criteria ANSI/ICEA S-110-717, Telcordia GR-20-CORE, Telcordia GR-409-CORE, CSA FT-4

Specifications

Temperature Range	
Storage	-40 °C to 70 °C (-40 °F to 158 °F)
Installation	-30 °C to 70 °C (-22 °F to 158 °F)
Operation	-40 °C to 70 °C (-40 °F to 158 °F)

* Note: Corning recommends storing cable in a proper temperature environment prior to installation to allow the cable temperature to meet installation temperature range specifications for best installation results.

Mechanical Characteristics Cable			
Fiber Count	Weight	Nominal Outer Diameter	Min. Bend Radius Operation
1	35 kg/km (24 lb/1000 ft)	10.1 mm x 4.5 mm (0.39 in x 0.17 in)	80 mm (3.15 in)
2	32 kg/km (22 lb/1000 ft)	10.1 mm x 4.4 mm (0.39 in x 0.17 in)	80 mm (3.15 in)

Chemical Characteristics	
RoHS	Free of hazardous substances according to RoHS 2002/95/EG

CORNING

SST-Drop™ Indoor/Outdoor, Gel-Free Cables, Toneable

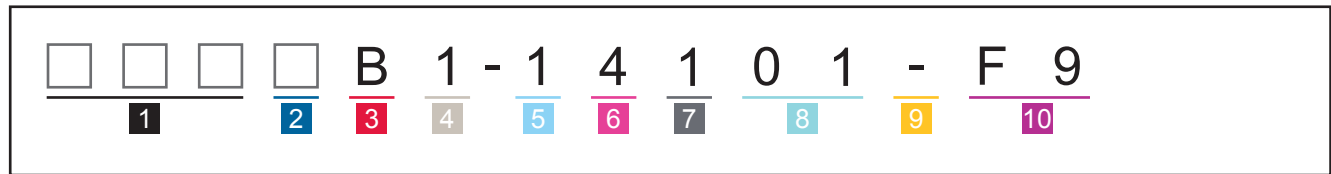


Transmission Performance

Single-mode		
Fiber Name	ClearCurve® LBL	ClearCurve® ZBL
Fiber Category	G.652.D	G.657.B3/G.652.D
Fiber Code	J	U
Performance Option Code	01	01
Wavelengths (nm)	1310/1383/1550	1310/1383/1550
Maximum Attenuation (dB/km)	0.4/0.4/0.3	0.4/0.4/0.3
Typical Attenuation* (dB/km)	0.350.350.35	0.35/0.35/0.20

* Improved attenuation and bandwidth options available.
 * Bend-insensitive single-mode fibers available on request.
 * 50 µm multimode fiber macrobend loss ≤ 0.2 dB at 850 nm for two turns around 7.5 mm radius mandrel.
 * Contact a Corning Customer Care Representative for additional information.

Ordering Information | Note: Contact Customer Care at 1-800-743-2675 for other options.



- 1** Select fiber count.
001 - 002
- 2** Defines fiber type.
U = Single-mode (OS2)
ClearCurve® ZBL
J = Single-mode (OS2)
ClearCurve® LBL
- 3** Defines cable type.
B = SST-Drop cable
- 4** Defines jacket.
1 = Dielectric strength members/
PE jacket plus copper wire
- 5** Defines fiber placement.
1 = All fibers in same tube
(standard)
- 6** Defines length markings.
4 = Markings in ft (standard)
- 7** Defines tensile strength.
1 = 3500 N/300 lb (standard)
- 8** Defines performance option code.
01 = Single-mode (OS2)
(Max. attenuation 0.4/0.4/0.3 dB/km)
- 9** Defines cable type.
- = Gel-free cable
- 10** Defines special requirements.
F9 = No special requirements

SST-Drop™ Indoor/Outdoor, Gel-Free Cables, Toneable

CORNING

Notes



Corning Optical Communications LLC • PO Box 489 • Hickory, NC 28603-0489 USA

800-743-2675 • FAX: 828-325-5060 • International: +1-828-901-5000 • www.corning.com/opcomm

A complete listing of the trademarks of Corning Optical Communications is available at www.corning.com/opcomm/trademarks.

All other trademarks are the properties of their respective owners. Corning Optical Communications is ISO 9001 certified.

© 2016 Corning Optical Communications. All rights reserved.

CORNING