

Rigid/Intermediate Grade Conduit Fittings

Conduit Clamps, Straps, Hangers

CLAMPS – MALLEABLE IRON

Applications:

- To support rigid conduit and IMC to mounting surface

Options:

Description Suffix
 • Hot dip galvanizedHDG

UL File No. E-184283



Cat. #	Size	Unit Qty.	Wt. Lbs. Per 100
510	1/2"	100	6
511	3/4"	50	8
512	1"	50	13
513	1 1/4"	25	20
514	1 1/2"	20	30
515	2"	10	64
516*	2 1/2"	5	104
517*	3"	2	120
518*	3 1/2"	2	150
519*	4"	2	220
520†	5"	1	380
521†	6"	1	690

*Also for use with thin wall (EMT) conduit.
 †Not UL Listed.

CLAMPBACKS/SPACERS – MALLEABLE IRON

Applications:

- To provide space between conduit and mounting surface

Standard Materials:

- Stamped steel – 1/2" - 1 1/2"
- Malleable iron – 2" - 6"

Options:

Description Suffix
 • Hot dip galvanizedHDG

UL File No. E-184283



Cat. #	Size	Unit Qty.	Wt. Lbs. Per 100
CB1*	1/2"	25	8
CB2*	3/4"	25	10
CB3*	1"	25	12
CB4*	1 1/4"	25	21
CB5*	1 1/2"	25	42
CB6	2"	10	40
CB7	2 1/2"	10	49
CB8	3"	10	62
CB9	3 1/2"	10	91
CB10	4"	10	110
CB11†	5"	5	135
CB12†	6"	5	225

*Stamped steel.
 †Not UL Listed.

STRAPS – STEEL GALVANIZED

Applications:

- Used to secure rigid conduit or IMC to mounting surface

Two Hole

UL File No. E-184283



Cat. #	Size	Unit Qty.	Wt. Lbs. Per 100
496 2	3/8"	250	2
496 3	1/2"	150	2
496 4	3/4"	100	3
496 5	1"	50	7
496 6	1 1/4"	50	8
496 7	1 1/2"	50	10
496 8	2"	25	15
496 9	2 1/2"	25	19
496 10	3"	25	23
496 11	3 1/2"	25	93
496 12	4"	10	108

CLAMPS – STEEL

Applications:

- To support rigid conduit and IMC to mounting surface

Heavy Gauge



Cat. #	Size	Unit Qty.	Wt. Lbs. Per 100
410	1/2"	100	5
411	3/4"	50	6
412	1"	50	11
413	1 1/4"	50	13
414	1 1/2"	25	20
415	2"	25	22
206	2 1/2"	25	64
207	3"	25	71
208	3 1/2"	10	120
209	4"	10	130

Rigid/Intermediate Grade Conduit Fittings

Conduit Clamps, Straps, Hangers

Rigid Fittings

CABLE AND CONDUIT HANGERS – STEEL

Certifications and Compliances:

- UL Listed

With Bolt



Cat. #	Conduit Sizes		Unit Qty.	Wt. Lbs. Per 100
	EMT	Rigid		
0B	1/2"	3/8" and 1/2"	100	6
1B	3/4"	3/4"	100	6
2B	1"	1"	100	8
2 1/2 B	1 1/4"	-	100	10
3 B	1 1/2"	1 1/4"	100	11
4 B	-	1 1/2"	100	16
5 B	2"	2"	50	23
6 B	2 1/2"	2 1/2"	50	29
7 B	3"	3"	25	31
8 B	3 1/2"	3 1/2"	10	38
9 B	4"	4"	10	38

CABLE AND CONDUIT HANGERS – STEEL

Applications:

- Used to provide mechanical support to conduit and raceway systems

Certifications and Compliances:

- UL Listed
- cUL Listed

With Extruded Hole and Bolt



Cat. #	Description	Unit Qty.	Wt. Lbs. Per 100
0BX	3/8 and 1/2 RGD 1/2 EMT	100	6
1BX	3/4 RGD 3/4 EMT	100	7
2BX	1 RGD 1 EMT	100	11
2 1/2BX	1 1/4 EMT	100	10
3BX	1 1/4 RGD 1 1/2 EMT	100	13
4BX	1 1/2 RGD	100	16
5BX	2 RGD 2 EMT	50	17

BEAM CLAMPS/INSULATOR SUPPORTS – MALLEABLE IRON

Standard Finish:

- Zinc plated

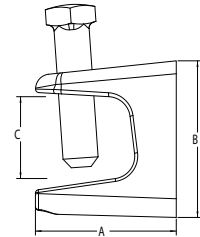
UL File No. E-184283



Cat. #	Base Size	Jaw Opening	Max. Wt. Support	Tapped Holes	Unit Qty.	Wt. Lbs. Per 100
528	3/4"	5/8"	50	10 - 24	25	14
529	3/4"	5/8"	50	1/4" - 20	25	13
530	1"	3/4"	60	10 - 24	25	23
531	1"	3/4"	100	1/4" - 20	25	24
532	1 1/2"	7/8"	80	5/16" - 18	50	47
533	2"	7/8"	100	3/8" - 16	25	81
534	2 1/2"	7/8"	200	1/2" - 13	25	155

Dimensions (in Inches):

Cat. #	A	B	C	Max. Beam Thickness
528	1.10	1.23	0.56	1/2"
529	1.10	1.25	0.57	1/2"
530	1.37	1.37	0.67	5/8"
531	1.25	1.39	0.69	5/8"
532	1.47	1.57	0.91	7/8"
533	1.75	1.82	1.12	1"
534	2.28	2.15	1.04	1"



BEAM CLAMPS/INSULATOR SUPPORTS – STEEL



Cat. #	Base Size	Jaw Opening	Tapped Holes	Unit Qty.	Wt. Lbs. Per 100
529 S	3/4"	5/8"	1/4" - 20	50	13

Rigid/Intermediate Grade Conduit Fittings

Conduit Clamps, Straps, Hangers

Rigid Fittings

CONDUIT CLAMPS – RIGHT ANGLE TYPE – HOT DIP GALVANIZED IRON

Applications:

- Right angle – to attach the conduit run at a 90° angle to a beam or structural member
- Parallel type – to attach the conduit run parallel to a beam or structural member



Cat. #	Size	Load Rating Lbs.	Wt. Lbs. Per 100
RAC50HD	1/2"	30	37
RAC75HD	3/4"	50	40
RAC100HD	1"	60	42
RAC125HD	1 1/4"	75	49
RAC150HD	1 1/2"	80	54
RAC200HD	2"	100	71
RAC250HD	2 1/2"	125	95
RAC300HD	3"	165	107
RAC350HD	3 1/2"	200	120
RAC400HD	4"	330	131

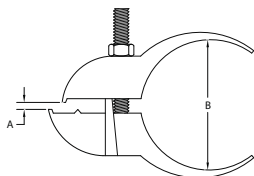
PARALLEL TYPE CONDUIT CLAMPS – ELECTROGALVANIZED IRON



Cat. #	Size	Load Rating Lbs.	Wt. Lbs. Per 100
PARC50HD	1/2"	30	50
PARC75HD	3/4"	50	53
PARC100HD	1"	60	60
PARC125HD	1 1/4"	75	70
PARC150HD	1 1/2"	80	82
PARC200HD	2"	100	132
PARC250HD	2 1/2"	125	192
PARC300HD	3"	165	194
PARC350HD	3 1/2"	200	216
PARC400HD	4"	330	232

Dimensions (in Inches):


Cat. #	A	B
PARC50HD	5/64" - 29/64"	41/64" - 59/64"
PARC75HD	3/32" - 15/32"	11/16" - 61/64"
PARC100HD	1/8" - 35/64"	23/32" - 1 1/32"
PARC125HD	5/32" - 21/32"	1 1/2" - 1 59/64"
PARC150HD	3/16" - 11/16"	1 23/32" - 2 1/8"
PARC200HD	13/64" - 37/64"	2 17/64" - 2 39/64"
PARC250HD	15/64" - 21/32"	2 13/16" - 3 5/32"
PARC300HD	1/4" - 51/64"	3 25/64" - 3 59/64"
PARC350HD	1/4" - 51/64"	3 7/8" - 4 15/32"
PARC400HD	17/64" - 13/16"	4 9/16" - 4 55/64"



EDGE TYPE CONDUIT CLAMPS – ELECTROGALVANIZED IRON

Applications:

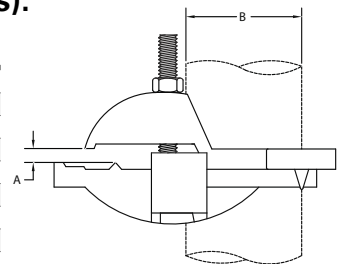
- Edge type – to attach the conduit run at a 90° angle to a thin beam or structural member



Cat. #	Size	Load Rating Lbs.	Unit Qty.	Wt. Lbs. Per 100
ETC50HD	1/2"	30	50	63
ETC75HD	3/4"	50	50	69
ETC100HD	1"	60	50	82
ETC125HD	1 1/4"	75	25	95
ETC150HD	1 1/2"	80	25	108
ETC200HD	2"	100	25	121
ETC250HD	2 1/2"	125	25	153
ETC300HD	3"	165	10	214

Dimensions (in Inches):

Cat. #	A	B
ETC50HD	13/64" - 11/16"	43/64"
ETC75HD	3/16" - 23/32"	1 3/64"
ETC100HD	17/64" - 47/64"	1 9/64"
ETC125HD	9/32" - 3/4"	1 1/2"
ETC150HD	19/64" - 3/5"	1 47/64"
ETC200HD	24/64" - 49/64"	2 3/32"
ETC250HD	11/32" - 25/32"	2 51/64"
ETC300HD	3/8" - 27/32"	3 25/64"



Rigid/Intermediate Grade Conduit Fittings

Conduit Clamps, Straps, Hangers

Rigid Fittings

J TYPE CONDUIT BEAM CLAMPS – IRON

Features:

JCC Series Conduit Beam Clamps are:

- Available in 1/2" to 4" sizes
- Suitable for IMC, EMT and rigid conduit
- Designed to exceed UL load requirements
- Made from ductile iron with an electrogalvanized finish
- Designed to support conduit on vertical or horizontal beams

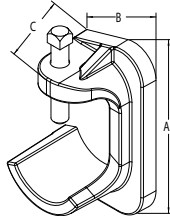
UL File No. E-184283



Cat. #	Size	Jaw Opening	Unit Qty.	Load Rating Lbs.	Wt. Lbs. Per 100
JCC1	1/2"	1 15/16"	50	30	35
JCC2	3/4"	1 15/16"	50	50	43
JCC34	1"	1 15/16"	75	75	90
	1 1/4"	1 15/16"	75	75	90
JCC56	1 1/2"	1 15/16"	100	80	190
	2"	1 15/16"	100	100	190
JCC78	2 1/2"	1 15/16"	165	125	380
	3"	1 15/16"	165	165	380

Dimensions (in Inches):

Cat. #	A	B	C
JCC1	2.95	1.56	1.30
JCC2	3.23	1.85	1.43
JCC34	4.20	2.70	1.80
JCC56	5.45	3.64	2.22
JCC78	6.85	4.94	2.86



HEAVY DUTY CONDUIT U-BOLTS WITH HEX NUTS – ELECTROGALVANIZED IRON



Cat. #	Size	Thread Size	Unit Qty.	Wt. Lbs. Per 100
UBM50HD	1/2"	5/16" - 18	200	12
UBM75HD	3/4"	5/16" - 18	200	14
UBM100HD	1"	5/16" - 18	100	17
UBM125HD	1 1/4"	5/16" - 18	50	19
UBM150HD	1 1/2"	5/16" - 18	50	21
UBM200HD	2"	3/8" - 16	50	28
UBM250HD	2 1/2"	3/8" - 16	25	37
UBM300HD	3"	3/8" - 16	25	42
UBM350HD	3 1/2"	3/8" - 16	20	46
UBM400HD	4"	3/8" - 16	20	51