

MODERN OASIS™


GLAZED PORCELAIN WITH CERAMIC MOSAICS

REVEAL IMAGING®


MARAZZI®

DARE TO BE BOLD™

FLOOR TILE




MD05 Soft Cloud



MD06 Morning Haze



MD07 Desert Sand




MD08 Gentle Rain



MD09 Stormy Sky

GLAZED CERAMIC 2 X 2 SQUARE MOSAIC - 12 X 12 SHEET



MD05 Soft Cloud



MD06 Morning Haze



MD07 Desert Sand




MD08 Gentle Rain



MD09 Stormy Sky

GLAZED CERAMIC 1 X 3 STACKED MOSAIC - 12 X 12 SHEET



MD05 Soft Cloud



MD06 Morning Haze



MD07 Desert Sand



MD08 Gentle Rain





MD09 Stormy Sky

USAGE

Floors	Walls	Countertops
F	W	C

SIZES

			Thickness	Sq. Ft./ Carton	Pieces/ Carton
	24 x 24 Floor Tile	(23-13/16" x 23-13/16") (60.48 cm x 60.48 cm)	5/16"	15.76	4
	12 x 24 Floor Tile	(11-13/16" x 23-13/16") (30.00 cm x 60.48 cm)	5/16"	15.6	8
	1 x 3 Stacked Mosaic (Ceramic body) (Dot-mounted)	(12-1/8" x 12-1/8" Sheet) (30.80 cm x 30.80 cm)	1/4"	10.2	10
	2 x 2 Square Mosaic (Ceramic body) (Dot-mounted)	(12" x 12" Sheet) (30.48 cm x 30.48 cm)	1/4"	10	10

APPLICATIONS

	Target DCOF wet	Suitable
Dry & Level - Interior Floor	N/A	■
Wet & Level - Interior Floor	≥ 0.42	■
Shower Floors (Residential or Light Commercial)	≥ 0.42	■*
Exterior Floor Applications (including pool decking & other wet areas with minimal footwear)	≥ 0.60	
Ramps & Inclines	≥ 0.65	
Walls/Backsplashes	N/A	■
Countertops	N/A	■
Pool Linings	N/A	■*

A DCOF value of ≥0.42 is the standard for tiles specified for level interior spaces expected to be walked upon when wet, as stated in ANSI A137.1-A326.3. For more information about DCOF and the DCOF AcuTest™, visit marazzitile.com/DCOF.




APPLICATION NOTES:

Suitable for exterior applications in freezing and non-freezing climates, when proper installation methods are followed.

Mosaics and Cove trim suitable for exterior applications in non-freezing climates only when proper installation methods are followed.

*Mosaic tile only.


TRIM

Description	Number	Size	Shape
Floor Bullnose	P-43C9	3 x 12	
Cove Base	P-36C9T	6 x 12	
Cove Base Outcorner	PC-36C9T	1 x 6	

Cove base trim is intended to coordinate with floor tile in the standard 90-degree installation position.

Cove base and cove corner trim are suitable for non-freezing climates only.

INSTALLATION

Grout Joint Recommendation	Shade Variation
3/16" (Overlap should not exceed 33% when installing tile with a length 15" or greater in a staggered brick-joint pattern. When multiple sizes are installed in a modular pattern, please specify same size caliber at time of order.)	 High Variation

PERFORMANCE CHARACTERISTICS

	ASTM#	Floor Result	Mosaic Result
Water Absorption	C373	< 0.5%	< 3.0%
Breaking Strength	C648	> 275 lbs	> 250 lbs
Scratch Hardness	MOHS	8.0	8.0
Chemical Resistance	C650	Resistant	Resistant
Abrasion Resistance	C1027	III	III

For additional information on test results, visit us at: marazzitile.com/information/TestResults.

NOTES

Since there are variations in all fired ceramic and natural products, tile and trim supplied for your particular installation may not match samples. Final confirmation should be made from actual tiles and trim prior to installation. Manufactured in accordance with ANSI A137.1 standards.

Not for use on ramps. Water, oil, grease, improper drainage and certain footwear can create slippery conditions. Floor applications expected to be exposed to these conditions require extra caution in product selection.

For additional information refer to "Factors to Consider" at: marazzitile.com/Factors.

Special consideration needs to be given when installing tiles greater than 15 inches. Please refer to marazzitile.com/LargeTiles for more information.

Use of a latex modified thin-set is recommended for installation. For more information, visit marazzitile.com.



Floor Tile



Wall Tile



Reveal Imaging*



Post Consumer
Recycled Content



Pre-Consumer
Recycled Content



CERTIFIED
PORCELAIN