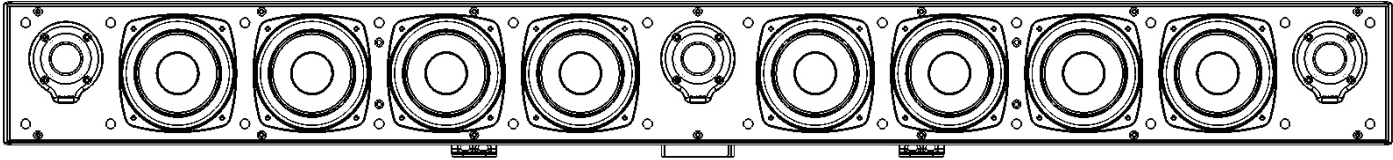


ELURA

model # SBR1
high performance soundbar



Overview.

Thank you for purchasing Elura speaker products. Elura is a high performance custom installed product engineered for movie and music enthusiasts. Each Elura product is manufactured to the highest quality standard using state of the art components and built for years of enjoyment.

Considerations.

Before connecting, mounting or installing any Elura product, please read all instructions. Careful considerations should be given to avoid obstacles such as electrical wires, plumbing or HVAC products. If you are unsure or inexperienced with construction methods, please consult a professional.

Use the proper tools and pay close attention to detail while connecting the speaker wires. Make sure all equipment is powered off while connecting and disconnecting any equipment.

Improper use, not following precautions or instructions may cause damage to property, equipment, and possible injury or electrocution.

Features.

- Conveniently replaces front channel speakers (L, C, R)
- Can be mounted on the wall, to an articulating TV bracket, or placed on a TV stand
- Low profile matches most flat screen TV depths
- Built with high quality, perfectly matched, speaker components
- Engineered to work with most audio and video receiver / amplifiers of 20 to 100W / CH

Contents.

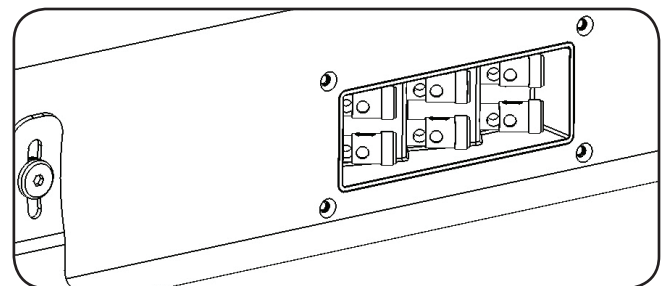
- Elura Soundbar
- Wall Mounting Hardware
- TV Stand Hardware
- All screws, washers needed to attach the speaker to the hardware supplied

Connections.

Connect the Soundbar to an AV Receiver or Amplifier using high-quality 14 to 16 gauge stranded speaker wire. The stripped bare ends of the speaker wire may be connected directly to the speaker's binding posts. Twist the speaker wire to avoid strands from shorting from one connection to the other and pay careful attention to polarity (+ / -).

Note: You will need 3 pairs of speaker wire to the Soundbar as it contains the left, center, and right channels conveniently in one product. All connections are located in a flush mount terminal cup in the rear of the speaker so that a wall mounted speaker can sit flush on the wall.

See the picture of the connections below:



model # SBR1 high performance soundbar

ELURA

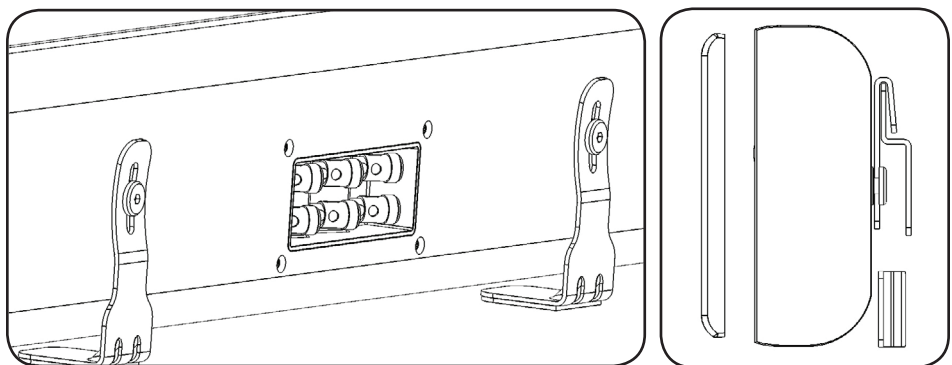
Speaker Placement.

The versatility of the Elura Soundbar offers multiple placement options. The most popular option is on a TV stand below the speaker. When there is wall space, other options are mounting the speaker on the wall above or below the TV. Take precautions to properly mount the speaker and avoid obstacles commonly found inside walls. The hardware for this type of installation is included.

TV Stand Installation.

The speaker stands included are required in order for the soundbar to stand up on a shelf. Minor angle adjustments can be made to angle the sound up or down. In this scenario, it's important to note the speaker's tonal quality can change if its placed too far back on the shelf. For optimal performance, move the speaker flush to the front edge of the shelf.

See the picture below for speaker stand placement and adjustment.



The speaker stands have foam pads on the bottom in order to avoid scratches to the furniture and deaden vibration. The slot in the bracket offers slight angle and height adjustments. Use the supplied tool to tighten the hex screw.

On-wall Mounting.

All hardware is included to mount the speaker to the wall. It is recommended to screw the bracket into a stud or use drywall anchors appropriately suited for the weight. Mount and level the supplied wall bracket and use the supplied hardware to hang the speaker to the bracket. The soundbar should be mounted no more than 3" above or below the TV edge.

See the pictures below showing hardware and sideview of wall mounting below.

General Maintenance.

Clean the soundbar with a damp cloth. The grille can be removed if needed by pulling in an outward direction. Use caution to avoid damaging the grille or speaker components under the grille.

Warranty.

All Elura products come with a limited liability warranty. This warranty includes parts and labor repairs on all components found to be defective in material or workmanship under normal conditions of use. This warranty shall not apply to products which have been abused, modified or disassembled.

A speaker that fails under conditions other than those covered will be repaired at the current price of parts and labor in effect at the time of repair. Such repairs are warranted for 5 years from the day of reshipment to the BUYER. If the unit is delivered by mail, customers agree to insure the unit or assume the risk of loss or damage in transit. Under no circumstances will a unit be accepted without a return authorization number. The warranty is in lieu of all other warranties expressed or implied, including without limitations, any other implied warranty or fitness or merchantability for any particular purpose, all of which are expressly disclaimed. Proof of sale may be required in order to claim warranty.

www.elura.audio

MSTR
BRAND
PRODUCTS