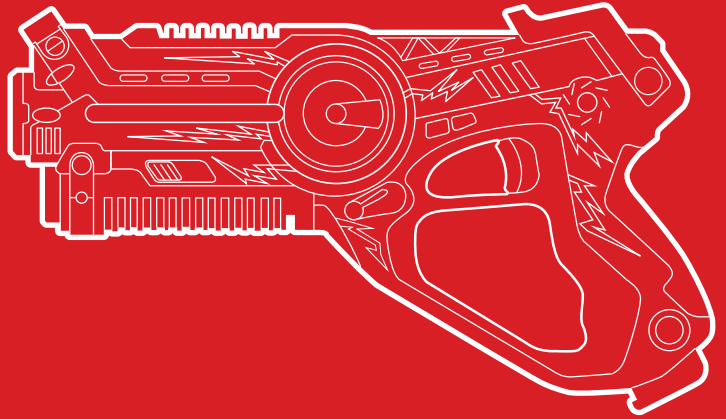




bestchoiceproducts



INSTRUCTION MANUAL

Laser Force Blaster Sets



bestchoiceproducts

As shoppers, we're always trying to find the perfect balance between quality & value. At BCP, we believe we've achieved that. Our diverse catalog of everyday essentials is tailored especially to our customers & guaranteed to hit that sweet spot of high quality & low price.

— Always. —

REQUIRED



PHILLIPS
SCREWDRIVER



4 AA BATTERIES
PER GUN



1 PERSON
ASSEMBLY

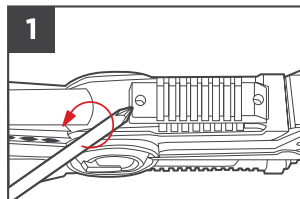


3 YEARS
OLD AND UP

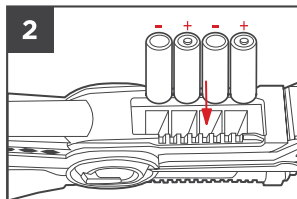


UP TO 5 MIN.
ASSEMBLY

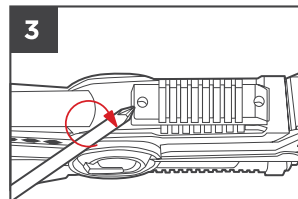
BATTERY INSTALLATION



Use a screwdriver to remove the battery cover.



Insert 4 AA batteries. Make sure the batteries are inserted with the correct polarity.



Replace the battery cover.

WARNINGS REGARDING BATTERIES

- Do not mix alkaline, standard (carbon zinc) and rechargeable (nickel hydride) batteries.
- Do not mix old and new batteries.
- Non-rechargeable batteries should not be charged.
- Rechargeable batteries should be charged under adult supervision only.
- Exhausted batteries should be removed.
- The supply terminals should not be short-circuited.
- Do not put batteries next to or in a heat source (fire, electronic heating device, etc.).
- Do not hit batteries against hard objects.
- Do not submerge batteries in water.
- Batteries should be inserted with the correct polarity.

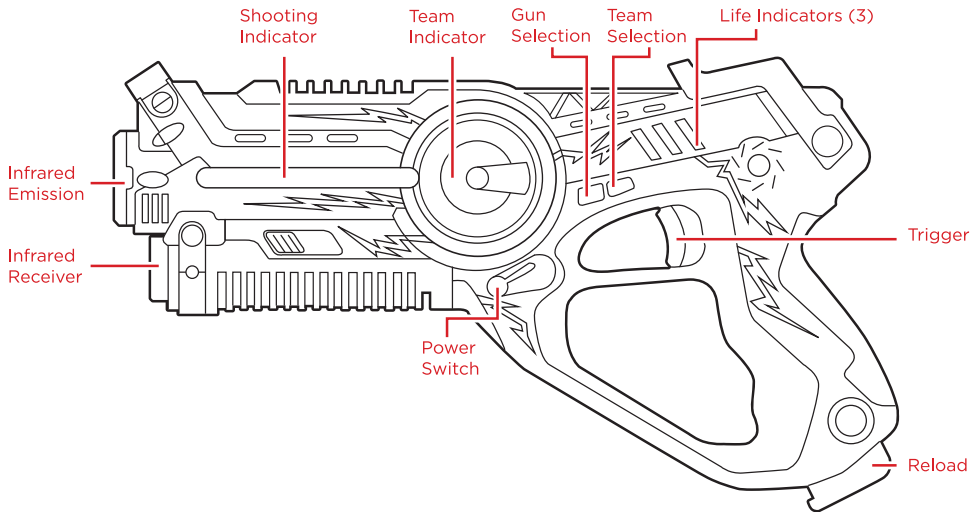
TROUBLESHOOTING

| Problem | Reason | Solution |
|--------------------------------|---|---|
| Blasters do not work | Low battery | Replace the batteries |
| | Infrared signal could not reach the blaster because the distance is too far or angle is wrong | Reduce the firing distance and firing angle |
| | Obstacles blocking the infrared signal | Remove the obstacles |
| Blasters operate automatically | Low battery | Replace the batteries |
| | Overexposure to direct sunlight | Block sunlight or play in an area without direct sunlight |
| | Competing infrared transmission from other devices, such as TV remotes | Stop using or move away from competing infrared devices |

NOTE: If normal operation of the product is disturbed or interrupted, strong electro-magnetic interference may be causing a problem. Reset the product by turning it completely off and then back on. If normal operation does not resume, try replacing the batteries and moving the product to another location.

OPERATING INSTRUCTIONS




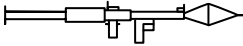








Please retain these instructions for future reference.



- **Max Strike Distance:** 131 feet
- **Life Indicators:** Each life indicator represents 3 health points (for a total of 9).
- **Low Battery:** The 3 life indicators will flash slowly to indicate that the blaster has low battery.

1 Switch on the power. After initial startup, the blaster will default to blue team and pistol mode.

2 Press the gun selection button to toggle between 4 gun modes:

| Gun Modes | Pistol | Shotgun | Submachine Gun | Rocket Launcher |
|-----------------------------|---|---|---|--|
| |  |  |  |  |
| Shots |  |  |  |  |
| Health reduced by each shot |  |  |  |  |

When you run out of ammo, press the reload button under the grip to reload.

3 Press the team selection button to select a team. There are 4 colors that represent 4 possible teams - blue, red, green, or white. You will not be able to shoot players on your own team.

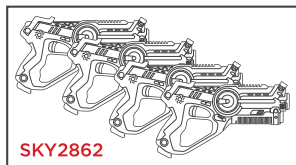
4 The blaster functions as both a gun and an infrared receiver, so simply aim and shoot at an opponent's blaster to register a hit. Once hit, the life indicator will reduce accordingly, and the blaster will vibrate and emit a sound. When your life indicator reaches 0, the indicators will flash and you will not be able to shoot anymore.

CARE & MAINTENANCE

- If unused for a long period of time, remove the batteries.
- Clean this product with a wet cloth.
- Avoid exposure to direct sunlight and excessive heat.
- Do not immerse product in water.

WARNING: Do not alter this product in any way as it may result in product failure.

COMPATIBLE SETS



With the ability to mix and match Best Choice Products Laser Force Blaster Sets, you'll have more than enough blasters for your next event, birthday party, or family reunion!

FCC COMPLIANCE STATEMENT

This device complies with part 15 of the FCC rules. Operation is subject to the following two conditions: (1) This product may not cause harmful interference, and (2) this device must accept any interference received, including interference that may cause undesired operation.

NOTE: This equipment has been tested and found to comply with the limits for a Class B digital device, pursuant to part 15 of the FCC Rules. These limits are designed to provide reasonable protection against harmful interference in a residential installation.

This equipment generates, uses, and can radiate radio frequency energy and, if not installed and used in accordance with the instructions, may cause harmful interference to radio communications. However, there is no guarantee that interference will not occur in a particular installation.

If this equipment does cause harmful interference to radio or television reception, which can be determined by turning the equipment off and on, the user is encouraged to try to correct the interference by one or more of the following measures:

- Reorient or relocate the receiving antenna.
- Increase the separation between the equipment and receiver.
- Connect the equipment to an outlet on a circuit different from that to which the receiver is connected.
- Consult the dealer or an experienced radio/TV technician for help.

WARNING: Any changes or modifications to this unit not expressly approved by the party responsible for compliance could void the user's authority to operate the equipment.

Responsible party (contact for FCC matters only):

Quality Control Dept.
15101 Red Hill Ave.
Tustin, CA 92780



bestchoiceproducts

Check out more great products:

[bestchoiceproducts.com](https://www.bestchoiceproducts.com)

Earn points while you shop. Join today!

bestchoiceproducts
rewards\$

Join | Earn | Redeem

Give your friends 15% off their first order! For each successful referral you'll receive 100 points.

bestchoiceproducts.com



HELP CENTER



Question about your product? We're here to help. Visit us at:

help.bestchoiceproducts.com

Best Choice Products | 15101 Red Hill Ave, Tustin, CA 92780



Chat Support



Product Inquiry



Orders FAQ



Product Assembly



Returns & Refunds

PRODUCT WARRANTY INFORMATION

All items can be returned for any reason within 60 days of the receipt and will receive a full refund as long as the item is returned in its original product packaging and all accessories from its original shipment are included. All returned items will receive a full refund back to the original payment method. All returned items will not be charged a re-stocking fee.

All returned items require an RA (Return Authorization) number, which can only be provided by a Best Choice Products Customer Service Representative when the return request is submitted. Items received without an RA may not be accepted or may increase your return processing time. Once an item has been received by Best Choice Products, refunds or replacements will be processed within 5 business days.

All returns must be shipped back to the Best Choice Products Return Center at the customer's expense. If the reason for return is a result of an error by Best Choice Products then Best Choice Products will provide a pre-paid shipping label via email. Boxes for return shipping will not be provided by Best Choice Products, and is the customer's responsibility to either use the original shipping boxes or purchase new boxes.

Pictures may be required for some returns to ensure an item is not damaged prior to its return. Items returned are not considered undamaged until they are received by Best Choice Products and verified as such. All damages to items are the customer's responsibility until the item has been received by and acknowledge by Best Choice Products as undamaged.



WARNING

Manufacturer and seller expressly disclaim any and all liability for personal injury, property damage or loss, whether direct, indirect, or incidental, resulting from the incorrect attachment, improper use, inadequate maintenance, unapproved modification, or neglect of this product.