

# EXPANSE<sup>®</sup> DYNAMIX

BY EMSER TILE™

## STREAMLINED SURFACE SOLUTIONS PORCELAIN PANELS, FLOORS, MOSAICS & COUNTERTOPS



Pictured:  
Walls, Floor & Vanity Top | Intensa Silver  
Shower Floor | Aducci Bianco Mosaic

COMMERCIAL, RESIDENTIAL, INTERIOR & EXTERIOR  
The EFFICIENT, RELIABLE & AFFORDABLE Way to Stone Looks



# STREAMLINED SURFACE SOLUTIONS:

## 1. ALL SURFACE COLLECTION

P.3-5

- Large Format Panels, Floors, Mosaics, Trim & Countertops
- 12 Color Options

## 2. 4-PANEL TUB SURROUND SETS

READY TO SHIP! 

P.6

## 3. RELIABLE DELIVERY

Secure Crate Shipping

P.7

## 4. INSTALLATION MATERIALS

P.8

## IN-STOCK READY TO SHIP LIST

P.9 

## LEAD TIMES SHIPPING CHART

P.10

## TECHNICAL SPECS

P.15-17



EXPANSE DYNAMIX  
BY EHSER TILE

Walls & Floors | Aducci Bianco All Surface Collection

# ALL SURFACE COLLECTION


## PANELS, FLOOR, MOSAICS, TRIM, COUNTERTOPS



ADUCCI BIANCO  
MOSAIC FLOOR, 24X24 FLOOR, PANEL WALLS & VANITY TOP

COLLECTION AVAILABLE  
IN 12 STONE DESIGNS:

### Serafino Travertine Vein-Cut



### Ristori Travertine Crosscut (No Hex Mosaics)




### Marble




## PANELS

Matte Panels can be utilized for floor applications with a proper substrate.



**48" x 96" Panel**  
Matte & Polished  
12mm & 8mm



**32" x 96" Panel**  
Matte & Polished  
12mm & 8mm


## COUNTERTOP, TABLETOP, & VANITY TOP



**Sharknose Tabletop**  
**32" x 96"**  
Matte & Polished  
12mm



**L-Shaped Countertop**  
**25.5" x 96"**  
Matte & Polished  
12mm




**Vanity Top**  
**32" x 96"**  
Custom Sizes Avail.  
Matte & Polished  
12mm

## FLOOR (R11 Finish available for 2CM)



**23" x 47"**  
Matte, Polished & R11 (2CM)  
2CM & 8mm




**23" x 23"**  
R11  
2CM

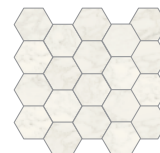


**12" x 24"**  
Matte & Polished  
8mm

## MOSAICS



**2" x 2" Mosaic**  
Matte & Polished  
8mm



**Marble 2" x 2" Hex Mosaic**  
Matte & Polished | 8mm

or



**Serafino 3" x 3" Hex Mosaic**  
Matte & Polished | 8mm

## TRIM

**3" x 24" Bullnose**  
Matte & Polished

**6" x 12" Cove Base**  
Matte & Polished

## ONE SOURCE FOR EVERY SURFACE

Each color comes in: 5 sizes, mosaic(s), trim, and countertops. (Shipping Times Vary)

\*4 Panel Purchase Minimum For 32x96 & 48x96 Panels (Must Be Same Stone Design, Finish & Size)

EXPANSE DYNAMIX  
BY EMSER TILE



# TRAVERTINE & MARBLE DESIGNS

AVAILABLE IN ALL SIZES, MOSAICS, COUNTERTOPS & TRIM | GLAZED PORCELAIN

## RISTORI | TRAVERTINE CROSS-CUT DESIGNS



FOG SAND MIST GRAY

\*Ristori Colors Do Not Have Hex Mosaic

## MARBLE DESIGNS



ADUCCI BIANCO INTENSA SILVER CATALA GOLD  
 \*Bookmatch Design Available \*Continuous Design

## SERAFINO | TRAVERTINE VEIN-CUT DESIGNS

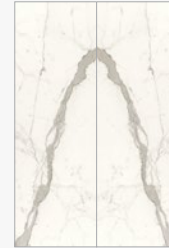


PEARL CREAM SILVER ASPHALT WALNUT

### NUMBER OF UNIQUE PANEL FACES:


4 Unique Panel Faces for all Travertine Designs, Aducci Bianco & Intensa Silver

\*Bookmatch Design Available in Intensa Silver 32x96 Polished



Face A Face B

\*1 Panel Face for Continuous Design Available in Catala Gold



1 Continuous Face

### ALL SURFACE COLLECTION SPEC INFO

\*Matte Panels can be utilized for floor applications with a proper substrate.

■ ■ ■ All Colors available in Ready to Ship 4-Panel Tub Surround Set (p.6)

|           | PANELS             |                    | FLOOR TILES              |             |                   | MOSAICS             |                                     |                                   | TRIM                   |                            | COUNTERTOPS                          |   |   |
|-----------|--------------------|--------------------|--------------------------|-------------|-------------------|---------------------|-------------------------------------|-----------------------------------|------------------------|----------------------------|--------------------------------------|---|---|
| Sizes     | <br>48"x96"        | <br>32"x96"        | <br>24"x48"              | <br>24"x24" | <br>12"x24"       | <br>2"x2"<br>Mosaic | <br>3"x3" Hex<br>SERAFINO<br>Mosaic | <br>2"x2" Hex<br>MARBLE<br>Mosaic | <br>3"x24"<br>Bullnose | <br>6"x12"<br>Cove<br>Base | <br>32"x96"<br>Sharknose<br>Tabletop | <br>25.5"x96"<br>L-Shaped<br>Countertop | <br>32"x96"<br>Custom Sizes<br>Vanity Top |
| Thickness | 12mm<br>8mm        | 12mm<br>8mm        | 20mm<br>8mm              | 20mm        | 8mm               | 8mm                 | 8mm                                 | 8mm                               | 8mm                    | 8mm                        | 12mm                                 | 12mm                                    | 12mm                                      |
| Finish    | *Matte<br>Polished | *Matte<br>Polished | Matte<br>Polished<br>R11 | R11         | Matte<br>Polished | Matte               | Matte                               | Matte                             | Matte<br>Polished      | Matte<br>Polished          | Matte<br>Polished                    | Matte<br>Polished                       | Matte<br>Polished                         |
| Edge      | Rectified          | Rectified          | Rectified                | Rectified   | Rectified         | Cut                 | Cut                                 | Cut                               | Cut                    | Cut                        | Rectified                            | Rectified                               | Rectified                                 |

# PORCELAIN: BUILT-IN ADVANTAGES

PANELS, MOSAICS, COUNTERTOPS & TRIM



## EASIER TO MANAGE THAN ACTUAL STONE

Have the look of luxury stone, without the weight. Easier to handle, install and transport.



## INTERIOR & EXTERIOR

UV & weather resistant.



## 12 STUNNING STONE LOOKS

Artistry creates authentic marble & travertine large format tile designs.



## ECO-FRIENDLY

Sustainable & durable tile.



## ← ALL SURFACE COLLECTIONS IN 12 DIFFERENT STONE DESIGNS

- 48x96 & 32x96 Panels
- 3 Floor Sizes (R11 Finish Available for 2CM)
- 2 Mosaics
- Countertops, Vanity & Tabletops
- Trims
- Installation Materials



## ENGINEERED FOR ALL PROJECTS:

COMMERCIAL, RESIDENTIAL,  
INTERIOR & EXTERIOR



## EASY TO CLEAN LUXURY FOR PRACTICAL USE

- Inhibits the growth of mold & mildew.
- Stain resistant.



## SCRATCH RESISTANT & DURABLE



# EXPANSE<sup>®</sup> DYNAMIX

BY EMSER TILE<sup>™</sup>





# IN-STOCK & READY TO SHIP!

10-14 DAY LEAD TIME FROM ORDER RECEIPT | SHIPS DIRECT TO CUSTOMER



## 4-PANEL TUB SURROUND SETS



### SET INCLUDES:



4-Panels      1 Stone Design, Size & Finish  
Faces      \* 4 Unique Faces (Catala Gold has 1 Face)

48x96 = 31.09sf | 4 panel MOQ = 124.36sf

32x96 = 20.99sf | 4 panel MOQ = 83.96sf



ADUCCI BIANCO 4 PANEL SHOWER SET

### AVAILABLE IN ALL STONE DESIGNS:

|                             |   |
|-----------------------------|---|
| <b>ADUCCI BIANCO</b><br>    | <ul style="list-style-type: none"> <li>• 12MM 32X96 Matte</li> </ul>  |
| <b>CATALA GOLD</b><br>      | <ul style="list-style-type: none"> <li>• 12MM 32X96 Matte &amp; Pol. (1 Face for Continuous Design)</li> </ul>    |
| <b>INTENSA SILVER</b><br>   | <ul style="list-style-type: none"> <li>• 8MM 32X96 Matte</li> <li>• 8MM 32X96 Pol. Bookmatch A &amp; B</li> </ul> |
| <b>RISTORI FOG</b><br>      | 12MM 32X96 Matte  |
| <b>RISTORI SAND</b><br>     | 12MM 32X96 Matte  |
| <b>RISTORI GRAY</b><br>     | 12MM 32X96 Matte  |
| <b>RISTORI MIST</b><br>     | 8MM 32X96 Matte   |
| <b>SERAFINO PEARL</b><br>   | <ul style="list-style-type: none"> <li>• 12MM 32X96 Matte</li> <li>• 8MM 48X96 Matte</li> </ul>                   |
| <b>SERAFINO CREAM</b><br>   | <ul style="list-style-type: none"> <li>• 12MM 32X96 Matte</li> <li>• 8MM 48X96 Matte</li> </ul>                   |
| <b>SERAFINO SILVER</b><br>  | <ul style="list-style-type: none"> <li>• 12MM 32X96 Matte</li> <li>• 8MM 48X96 Matte</li> </ul>                   |
| <b>SERAFINO ASPHALT</b><br> | <ul style="list-style-type: none"> <li>• 12MM 32X96 Matte</li> <li>• 8MM 48X96 Matte</li> </ul>                   |
| <b>SERAFINO WALNUT</b><br>  | <ul style="list-style-type: none"> <li>• 12MM 32X96 Matte</li> <li>• 8MM 48X96 Matte</li> </ul>                   |

EXPANSE<sup>®</sup> DYNAMIX  
BY EMSEER TILE

We prioritize fast delivery. Due to market fluctuations, delivery times may change.  
Contact Your Local Emser Tile™ For More Info

# RELIABLE DELIVERY

SECURE CRATE SHIPPING



## DURABLE CRATE PACKAGING ENSURES

your porcelain tiles arrive intact  
and ready for installation.

32x96 = 20.99sf | 4 panel MOQ= 83.96sf

48x96= 31.09sf | 4 panel MOQ= 124.36sf

EXPANSE<sup>®</sup> DYNAMIX  
BY EMSER TILE



# INSTALLATION

EMSER ESSENTIALS INSTALLATION AND SETTING MATERIALS

EMSER  
ESSENTIALS™




SCAN FOR  
instructions, technical  
specifications and more!



## SIGNATURE SERIES

Our collection of top-selling profiles readily available



ALUMINUM NATURAL

ALUMINUM SATIN SILVER, ANODIZED

ALUMINUM SHINY SILVER, ANODIZED

ALUMINUM TITANIUM BRONZE, ANODIZED

ALUMINUM WHITE, POWDER-COATED

ALUMINUM BRUSHED NICKEL, ANODIZED

ALUMINUM OIL RUBBED BRONZE, ANODIZED


ALUMINUM MATTE BLACK, ANODIZED

ALUMINUM SATIN GOLD, ANODIZED

PVC WHITE

EMPERVIOUS™  
RIGID WATERPROOF SHOWER SYSTEM

Emser Exclusive XPS Foam Shower System allows  
for same day tile installation.



Visit our website for  
installation videos,  
instructions, technical  
specifications and more!

EZ-FLEX40

Anti-Fracture Membrane



E-LEVEL™

Tile leveling system for ceramic,  
porcelain, and stone tiles.





|                             | *12MM & 8MM PANELS  | 8MM Floor  | 2CM R11 Floor  | 8MM Mosaics   | 12MM Counters<br>25.5"x96" L-Shaped<br>32"x96" Sharknose & Vanity  | Trims   |
|-----------------------------|---|--|--|---|--|---|
| <b>AUCCI BIANCO</b><br>     | 12MM 32X96 Matte  | <ul style="list-style-type: none"> <li>12x24 Matte &amp; Pol.</li> <li>24X47 Matte &amp; Pol.</li> </ul> | <b>30 DAY ESTIMATED LEAD TIME</b>  | <ul style="list-style-type: none"> <li>2x2 Matte</li> <li>2" Hex Matte</li> </ul> | <ul style="list-style-type: none"> <li>Sharknose Matte</li> <li>L-Shape Matte</li> </ul>                   | <ul style="list-style-type: none"> <li>3x24 BN Matte &amp; Pol.</li> <li>6x12 CB Matte</li> </ul> |
| <b>CATALA GOLD</b><br>      | 12MM 32X96 Matte & Pol.   | <ul style="list-style-type: none"> <li>12x24 Matte &amp; Pol.</li> <li>23x47 Matte &amp; Pol.</li> </ul> | <b>30 DAY ESTIMATED LEAD TIME</b>  | <ul style="list-style-type: none"> <li>2x2 Matte</li> <li>2" Hex Matte</li> </ul> | <ul style="list-style-type: none"> <li>Sharknose Mt. &amp; Pol.</li> <li>L-Shape Mt. &amp; Pol.</li> </ul> | <ul style="list-style-type: none"> <li>3x24 BN Matte &amp; Pol.</li> <li>6x12 CB Matte</li> </ul> |
| <b>INTENSA SILVER</b><br>   | <ul style="list-style-type: none"> <li>8MM 32X96 Matte</li> <li>8MM 32X96 Pol. Bookmatch A &amp; B</li> </ul> | <ul style="list-style-type: none"> <li>12x24 Matte &amp; Pol.</li> <li>23x47 Matte &amp; Pol.</li> </ul> | <b>30 DAY ESTIMATED LEAD TIME</b>  | <ul style="list-style-type: none"> <li>2x2 Matte</li> <li>2" Hex Matte</li> </ul> | <b>30 DAY ESTIMATED LEAD TIME</b>  | <ul style="list-style-type: none"> <li>3x24 BN Matte &amp; Pol.</li> <li>6x12 CB Matte</li> </ul> |
| <b>RISTORI FOG</b><br>      | 12MM 32X96 Matte  | <ul style="list-style-type: none"> <li>12x24 Matte</li> <li>23x47 Matte</li> </ul>                       | <b>30 DAY ESTIMATED LEAD TIME</b>  | <ul style="list-style-type: none"> <li>2x2 Matte</li> </ul>                       | <ul style="list-style-type: none"> <li>Sharknose Matte</li> <li>L-Shape Matte</li> </ul>                   | <b>30 DAY ESTIMATED LEAD TIME</b>   |
| <b>RISTORI SAND</b><br>     | 12MM 32X96 Matte  | <ul style="list-style-type: none"> <li>12x24 Matte</li> <li>23x47 Matte</li> </ul>                       | <b>30 DAY ESTIMATED LEAD TIME</b>  | <ul style="list-style-type: none"> <li>2x2 Matte</li> </ul>                       | <ul style="list-style-type: none"> <li>Sharknose Matte</li> <li>L-Shape Matte</li> </ul>                   | <b>30 DAY ESTIMATED LEAD TIME</b>   |
| <b>RISTORI GRAY</b><br>     | 12MM 32X96 Matte  | <ul style="list-style-type: none"> <li>12x24 Matte</li> <li>23x47 Matte</li> </ul>                       | <b>30 DAY ESTIMATED LEAD TIME</b>  | <ul style="list-style-type: none"> <li>2x2 Matte</li> </ul>                       | <ul style="list-style-type: none"> <li>Sharknose Matte</li> <li>L-Shape Matte</li> </ul>                   | <b>30 DAY ESTIMATED LEAD TIME</b>   |
| <b>RISTORI MIST</b><br>     | 8MM 32X96 Matte   | <ul style="list-style-type: none"> <li>12x24 Matte</li> <li>23x47 Matte</li> </ul>                       | <b>30 DAY ESTIMATED LEAD TIME</b>  | <ul style="list-style-type: none"> <li>2x2 Matte</li> </ul>                       | <b>30 DAY ESTIMATED LEAD TIME</b>  | <b>30 DAY ESTIMATED LEAD TIME</b>   |
| <b>SERAFINO PEARL</b><br>   | <ul style="list-style-type: none"> <li>12MM 32X96 Matte</li> <li>8MM 48X96 Matte</li> </ul>                   | <ul style="list-style-type: none"> <li>12x24 Matte &amp; Pol.</li> <li>23x47 Matte &amp; Pol.</li> </ul> | <ul style="list-style-type: none"> <li>23x23 R11</li> <li>23x47 R11</li> </ul> | <ul style="list-style-type: none"> <li>2x2 Matte</li> <li>3" Hex Matte</li> </ul> | <ul style="list-style-type: none"> <li>Sharknose Matte</li> <li>L-Shape Matte</li> </ul>                   | <ul style="list-style-type: none"> <li>3x24 BN Matte &amp; Pol.</li> <li>6x12 CB Matte</li> </ul> |
| <b>SERAFINO CREAM</b><br>   | <ul style="list-style-type: none"> <li>12MM 32X96 Matte</li> <li>8MM 48X96 Matte</li> </ul>                   | <ul style="list-style-type: none"> <li>12x24 Matte &amp; Pol.</li> <li>23x47 Matte &amp; Pol.</li> </ul> | <ul style="list-style-type: none"> <li>23x23 R11</li> <li>23x47 R11</li> </ul> | <ul style="list-style-type: none"> <li>2x2 Matte</li> <li>3" Hex Matte</li> </ul> | <ul style="list-style-type: none"> <li>Sharknose Matte</li> <li>L-Shape Matte</li> </ul>                   | <ul style="list-style-type: none"> <li>3x24 BN Matte &amp; Pol.</li> <li>6x12 CB Matte</li> </ul> |
| <b>SERAFINO SILVER</b><br>  | <ul style="list-style-type: none"> <li>12MM 32X96 Matte</li> <li>8MM 48X96 Matte</li> </ul>                   | <ul style="list-style-type: none"> <li>12x24 Matte &amp; Pol.</li> <li>23x47 Matte &amp; Pol.</li> </ul> | <ul style="list-style-type: none"> <li>23x23 R11</li> <li>23x47 R11</li> </ul> | <ul style="list-style-type: none"> <li>2x2 Matte</li> <li>3" Hex Matte</li> </ul> | <ul style="list-style-type: none"> <li>Sharknose Matte</li> <li>L-Shape Matte</li> </ul>                   | <ul style="list-style-type: none"> <li>3x24 BN Matte &amp; Pol.</li> <li>6x12 CB Matte</li> </ul> |
| <b>SERAFINO ASPHALT</b><br> | <ul style="list-style-type: none"> <li>12MM 32X96 Matte</li> <li>8MM 48X96 Matte</li> </ul>                   | <ul style="list-style-type: none"> <li>12x24 Matte &amp; Pol.</li> <li>23x47 Matte &amp; Pol.</li> </ul> | <ul style="list-style-type: none"> <li>23x23 R11</li> <li>23x47 R11</li> </ul> | <ul style="list-style-type: none"> <li>2x2 Matte</li> <li>3" Hex Matte</li> </ul> | <ul style="list-style-type: none"> <li>Sharknose Matte</li> <li>L-Shape Matte</li> </ul>                   | <ul style="list-style-type: none"> <li>3x24 BN Matte &amp; Pol.</li> <li>6x12 CB Matte</li> </ul> |
| <b>SERAFINO WALNUT</b><br>  | <ul style="list-style-type: none"> <li>12MM 32X96 Matte</li> <li>8MM 48X96 Matte</li> </ul>                   | <ul style="list-style-type: none"> <li>12x24 Matte &amp; Pol.</li> <li>23x47 Matte &amp; Pol.</li> </ul> | <ul style="list-style-type: none"> <li>23x23 R11</li> <li>23x47 R11</li> </ul> | <ul style="list-style-type: none"> <li>2x2 Matte</li> <li>3" Hex Matte</li> </ul> | <ul style="list-style-type: none"> <li>Sharknose Matte</li> <li>L-Shape Matte</li> </ul>                   | <ul style="list-style-type: none"> <li>3x24 BN Matte &amp; Pol.</li> <li>6x12 CB Matte</li> </ul> |

We prioritize fast delivery. Due to market fluctuations, delivery times may change. Contact Your Local Emser Tile™ For More Info

\*4 Panel Purchase Minimum 32x96 & 48x96 12mm & 8mm (same stone look design, finish & size)






































48x96= 31.09sf | 4 panel MOQ= 124.36sf    32x96 = 20.99sf | 4 panel MOQ= 83.96sf

# SPECIAL ORDER W/ MOQ

## 30 DAY ESTIMATED LEAD TIME FROM ORDER RECEIPT



\*4 Panel Purchase Minimum 32x96 & 48x96 12mm & 8mm (same stone look design, finish & size)

|   | *12MM & 8MM PANELS   | 8MM Floor   | 2CM R11 Floor   | 8MM Mosaics   | 12MM Counters<br>25.5" x 96" L-Shaped<br>32" x 96" Sharknose & Vanity   | Trims  |
|---|--|---|---|---|---|--|
| <b>ADUCCI BIANCO</b><br>      | <ul style="list-style-type: none"> <li>• 12MM 32X96 Pol.</li> <li>• 12MM 48x96 Mt. &amp; Pol.</li> <li>• 8MM 32x96 &amp; 48x96 Matte &amp; Pol.</li> <li>• 8MM 32X96 Pol. Bookmatch A &amp; B</li> </ul> | READY TO SHIP!<br>   | <ul style="list-style-type: none"> <li>• 23x23 R11</li> <li>• 23x47 R11</li> </ul>                    | READY TO SHIP!<br>   | <ul style="list-style-type: none"> <li>• Sharknose Pol.</li> <li>• L-Shape Pol.</li> <li>• Vanity Mt. &amp; Pol.</li> </ul>                     | <ul style="list-style-type: none"> <li>• 6x12 CB Pol.</li> </ul>   |
| <b>CATALA GOLD</b><br>        | <ul style="list-style-type: none"> <li>• 12MM 48X96 Matte &amp; Pol.</li> <li>• 8MM 32x96 &amp; 48x96 Matte &amp; Pol.</li> </ul>  | READY TO SHIP!<br>   | <ul style="list-style-type: none"> <li>• 23x23 R11</li> <li>• 23x47 R11</li> </ul>                    | READY TO SHIP!<br>   | <ul style="list-style-type: none"> <li>• Sharknose Pol.</li> <li>• L-Shape Pol.</li> <li>• Vanity Mt. &amp; Pol.</li> </ul>                     | <ul style="list-style-type: none"> <li>• 6x12 CB Pol.</li> </ul>   |
| <b>INTENSA SILVER</b><br>     | <ul style="list-style-type: none"> <li>• 12MM 32x96 &amp; 48x96 Matte &amp; Pol.</li> <li>• 8MM 32X96 Pol.</li> <li>• 8MM 48x96 Mt. &amp; Pol.</li> </ul>  | READY TO SHIP!<br>   | <ul style="list-style-type: none"> <li>• 23x23 R11</li> <li>• 23x47 R11</li> </ul>                    | READY TO SHIP!<br>   | <ul style="list-style-type: none"> <li>• Sharknose Mt. &amp; Pol.</li> <li>• L-Shape Mt. &amp; Pol.</li> <li>• Vanity Mt. &amp; Pol.</li> </ul> | <ul style="list-style-type: none"> <li>• 6x12 CB Pol.</li> </ul>   |
| <b>RISTORI FOG</b><br>        | <ul style="list-style-type: none"> <li>• 12MM 32X96 Pol.</li> <li>• 12MM 48X96 Mt. &amp; Pol.</li> <li>• 8MM 32x96 &amp; 48x96 Mt. &amp; Pol.</li> </ul>   | <ul style="list-style-type: none"> <li>• 12x24 Pol.</li> <li>• 23x47 Pol.</li> </ul>                  | <ul style="list-style-type: none"> <li>• 23x23 R11</li> <li>• 23x47 R11</li> </ul>                    | READY TO SHIP!<br>   | <ul style="list-style-type: none"> <li>• Sharknose Pol.</li> <li>• L-Shape Pol.</li> <li>• Vanity Mt. &amp; Pol.</li> </ul>                     | <ul style="list-style-type: none"> <li>• 3x24 BN Mt. &amp; Pol.</li> <li>• 6x12 CB Mt. &amp; Pol.</li> </ul> |
| <b>RISTORI SAND</b><br>       | <ul style="list-style-type: none"> <li>• 12MM 32X96 Pol.</li> <li>• 12MM 48X96 Mt. &amp; Pol.</li> <li>• 8MM 32x96 &amp; 48x96 Mt. &amp; Pol.</li> </ul>   | <ul style="list-style-type: none"> <li>• 12x24 Pol.</li> <li>• 23x47 Pol.</li> </ul>                  | <ul style="list-style-type: none"> <li>• 23x23 R11</li> <li>• 23x47 R11</li> </ul>                    | READY TO SHIP!<br>   | <ul style="list-style-type: none"> <li>• Sharknose Pol.</li> <li>• L-Shape Pol.</li> <li>• Vanity Mt. &amp; Pol.</li> </ul>                     | <ul style="list-style-type: none"> <li>• 3x24 BN Mt. &amp; Pol.</li> <li>• 6x12 CB Mt. &amp; Pol.</li> </ul> |
| <b>RISTORI GRAY</b><br>     | <ul style="list-style-type: none"> <li>• 12MM 32X96 Pol.</li> <li>• 12MM 48X96 Mt. &amp; Pol.</li> <li>• 8MM 32x96 &amp; 48x96 Mt. &amp; Pol.</li> </ul>   | <ul style="list-style-type: none"> <li>• 12x24 Pol.</li> <li>• 23x47 Pol.</li> </ul>                  | <ul style="list-style-type: none"> <li>• 23x23 R11</li> <li>• 23x47 R11</li> </ul>                    | READY TO SHIP!<br> | <ul style="list-style-type: none"> <li>• Sharknose Pol.</li> <li>• L-Shape Pol.</li> <li>• Vanity Mt. &amp; Pol.</li> </ul>                     | <ul style="list-style-type: none"> <li>• 3x24 BN Mt. &amp; Pol.</li> <li>• 6x12 CB Mt. &amp; Pol.</li> </ul> |
| <b>RISTORI MIST</b><br>     | <ul style="list-style-type: none"> <li>• 12MM 32X96 48x96 Mt. &amp; Pol.</li> <li>• 8MM 32x96 Pol.</li> <li>• 8MM 48x96 Mt. &amp; Pol.</li> </ul>  | <ul style="list-style-type: none"> <li>• 12x24 Pol.</li> <li>• 23x47 Pol.</li> </ul>                  | <ul style="list-style-type: none"> <li>• 23x23 R11</li> <li>• 23x47 R11</li> </ul>                    | READY TO SHIP!<br> | <ul style="list-style-type: none"> <li>• Sharknose Mt. &amp; Pol.</li> <li>• L-Shape Mt. &amp; Pol.</li> <li>• Vanity Mt. &amp; Pol.</li> </ul> | <ul style="list-style-type: none"> <li>• 3x24 BN Mt. &amp; Pol.</li> <li>• 6x12 CB Mt. &amp; Pol.</li> </ul> |
| <b>SERAFINO PEARL</b><br>   | <ul style="list-style-type: none"> <li>• 12MM 32X96 Pol.</li> <li>• 12MM 48x96 Mt. &amp; Pol.</li> <li>• 8MM 32x96 Mt. &amp; Pol.</li> <li>• 8MM 48X96 Pol.</li> </ul>                                   | READY TO SHIP!<br> | READY TO SHIP!<br> | READY TO SHIP!<br> | <ul style="list-style-type: none"> <li>• Sharknose Pol.</li> <li>• L-Shape Pol.</li> <li>• Vanity Mt. &amp; Pol.</li> </ul>                     | <ul style="list-style-type: none"> <li>• 6x12 CB Pol.</li> </ul>   |
| <b>SERAFINO CREAM</b><br>   | <ul style="list-style-type: none"> <li>• 12MM 32X96 Pol.</li> <li>• 12MM 48x96 Mt. &amp; Pol.</li> <li>• 8MM 32x96 Mt. &amp; Pol.</li> <li>• 8MM 48X96 Pol.</li> </ul>                                   | READY TO SHIP!<br> | READY TO SHIP!<br> | READY TO SHIP!<br> | <ul style="list-style-type: none"> <li>• Sharknose Pol.</li> <li>• L-Shape Pol.</li> <li>• Vanity Mt. &amp; Pol.</li> </ul>                     | <ul style="list-style-type: none"> <li>• 6x12 CB Pol.</li> </ul>   |
| <b>SERAFINO SILVER</b><br>  | <ul style="list-style-type: none"> <li>• 12MM 32X96 Pol.</li> <li>• 12MM 48x96 Mt. &amp; Pol.</li> <li>• 8MM 32x96 Mt. &amp; Pol.</li> <li>• 8MM 48X96 Pol.</li> </ul>                                   | READY TO SHIP!<br> | READY TO SHIP!<br> | READY TO SHIP!<br> | <ul style="list-style-type: none"> <li>• Sharknose Pol.</li> <li>• L-Shape Pol.</li> <li>• Vanity Mt. &amp; Pol.</li> </ul>                     | <ul style="list-style-type: none"> <li>• 6x12 CB Pol.</li> </ul>   |
| <b>SERAFINO ASPHALT</b><br> | <ul style="list-style-type: none"> <li>• 12MM 32X96 Pol.</li> <li>• 12MM 48x96 Mt. &amp; Pol.</li> <li>• 8MM 32x96 Mt. &amp; Pol..</li> <li>• 8MM 48X96 Pol.</li> </ul>                                  | READY TO SHIP!<br> | READY TO SHIP!<br> | READY TO SHIP!<br> | <ul style="list-style-type: none"> <li>• Sharknose Pol.</li> <li>• L-Shape Pol.</li> <li>• Vanity Mt. &amp; Pol.</li> </ul>                     | <ul style="list-style-type: none"> <li>• 6x12 CB Pol.</li> </ul>   |
| <b>SERAFINO WALNUT</b><br>  | <ul style="list-style-type: none"> <li>• 12MM 32X96 Pol.</li> <li>• 12MM 48x96 Mt. &amp; Pol.</li> <li>• 8MM 32x96 Mt. &amp; Pol.</li> <li>• 8MM 48X96 Pol.</li> </ul>                                   | READY TO SHIP!<br> | READY TO SHIP!<br> | READY TO SHIP!<br> | <ul style="list-style-type: none"> <li>• Sharknose Pol.</li> <li>• L-Shape Pol.</li> <li>• Vanity Mt. &amp; Pol.</li> </ul>                     | <ul style="list-style-type: none"> <li>• 6x12 CB Pol.</li> </ul>   |



INTENSA SILVER

- Walls & Floors



- INTENSA SILVER | Walls
- SERAFINO PEARL | Vanity

EXPANSE  
DYNAMIX  
BY EMSER TILE



SERAFINO ASPHALT

- Outdoor Countertop



SERAFINO ASPHALT HEX MOSAIC


- Backsplash & Walls

EXPANSE<sup>®</sup>  
DYNAMIX  
BY EMSER TILE



ADUCCI BIANCO

- Countertop,
- Island Countertop
- Backsplash



- RISTORI GRAY | Walls & Custom Drawers
- RISTORI FOG | Floors
- CATALA GOLD | Custom Sink

EXPANSE  
DYNAMIX  
BY EMSER TILE



CATALA GOLD
















- Walls & Vanity Top



SERAFINO ASPHALT

- Sharknose Tabletop

EXPANSE  
DYNAMIX  
BY EMSER TILE

|   | SPECS                                  | TEST METHOD | INDUSTRY STANDARD  | MILE <sup>®</sup> stone VALUES |            |
|---|--|-------------|--|--------------------------------|------------|
|    | WATER ABSORPTION                       | ASTM C373   | ≤0.5%  | ≤0.5%                          |            |
|     | SURFACE WEAR RESISTANCE                | ANSI A137.1 | Surface Wear-resistance properties of glazed vitreous and porcelain tiles.   | ALL RESIDENTIAL / COMMERCIAL   |            |
|    | CHEMICAL RESISTANCE                    | ASTM C650   | A tile sample is placed in continuous contact with a variety of chemicals for 24 hours. Sample must show no visible defects.   | NOT AFFECTED                   |            |
|    | D.C.O.F. AcuTest <sup>®</sup>          | ANSI A326.3 | INDOOR ≥0.42 WET   | ≥0.42 WET (MATTE SURFACES)     |            |
|   |  |             | OUTDOOR >0.55 WET  | >0.55 WET (2CM & GRIP)         |            |
|    | STAIN RESISTANCE                       | ASTM C1378  | Surfaces are exposed to staining agents for 24 hours followed by four cleaning procedures. Results are recorded post cleaning. | NOT AFFECTED                   |            |
|    | BREAKING STRENGTH GAUGED PORCELAIN 6MM | ASTM C1505  | ≥175 lbf   | ≥200 lbf                       |            |
|   | BREAKING STRENGTH                      | ASTM C648   | ≥275 lbf   | ≥300 lbf                       |            |
|   | BREAKING STRENGTH OUTDOOR 2CM          | ASTM 1505   | 2000 lbf (10.9 kN)   | ≥2500 lbf                      |            |
|  | RESISTANCE TO FREEZE                   | ASTM C1026  | A tile sample is subjected to repeated processes of freezing and thawing. Sample must show no visible defects.                 | RESISTANT                      |            |
|  | WARPAGE EDGE                           | ASTM C485   | ±0.40% or ±0.05 in (±1.8 mm)   | ± 0.40%                        | Rectified  |
|  | WARPAGE DIAGONAL                       | ASTM C485   | ±0.40% or ±0.07 in (±1.8 mm)   | ± 0.40%                        | Rectified  |
|  | WEDGING                                | ASTM C502   | ±0.25% or ±0.03 in (±0.8 mm)   | ± 0.25%                        | Rectified  |
|  | WARPAGE EDGE                           | ASTM C485   | ±0.50% or ±0.07 in (±1.8 mm)   | ± 0.50%                        | Calibrated |
|  | WARPAGE DIAGONAL                       | ASTM C485   | ±0.50% or ±0.07 in (±1.8 mm)   | ± 0.50%                        | Calibrated |
|  | WEDGING                                | ASTM C502   | ±0.50% or ±0.08 in (±2.0 mm)   | ± 0.50%                        | Calibrated |
|  | THICKNESS GAUGED PORCELAIN             | ASTM C499   | Range: ± 0.02 in   | ≤0.02 in                       |            |
|   | THICKNESS                              | ASTM C499   | Range: ± 0.04 in   | ≤0.04 in                       |            |
|   | LENGTH / WIDTH VARIATION               | ASTM C499   | ±0.25% or ±0.03 in (±0.8 mm)   | ±0.25%                         |            |

# SUSTAINABILITY

## AT EMSEER<sup>®</sup>

### GREEN BUILDING INITIATIVE

At Emser Tile<sup>®</sup>, **we embrace our responsibility to protect the planet** and create sustainable processes in everything that we do. We hold the same standard for our suppliers and trade partners, and work alongside them to ensure that they adhere to maintaining and improving their standards. Emser Tile<sup>®</sup>'s Green Building Initiative features a systematic three-prong approach:

- Implementing company-wide environmentally conscious practices in the workplace at all Emser locations throughout North America, including distribution centers. This is a combined effort also shared by our trade partners.
- Practicing transparency of raw materials sourcing with our suppliers, so that we know exactly what ingredients are going into the products we sell down to 1000ppm.
- Educating employees and customers alike through internal and external training programs such as CEU/ CES classes regarding health, safety and welfare standards related to material sourcing, manufacturing and installation.

### CORPORATE EFFORTS

Emser Tile<sup>®</sup> is committed to reducing the environmental impact not only of our corporate headquarters and local sales and service locations, but also all of our distribution centers nationwide.

Our initiatives to do so include:

- Reusing technology, including cell phones, computers, and electronic equipment, through our suppliers and a third-party electronics recycling provider;
- Recycling paper through a third-party shred and recycle service;
- Automating facility lights that operate based on areas in use;
- Programming thermostats for optimal indoor temperatures while maintaining energy efficiency;
- Using low-flow and no-flush plumbing fixtures that preserve water;
- Prioritizing recycled content in office supplies;
- Emser Tile<sup>®</sup> operates strategically placed distribution centers and local sales and service locations throughout the United States. Having multiple facilities allows us to maximize the volume of every truckload for the most efficient transportation of our products, and in turn, minimizing our carbon footprint

## MATERIAL RESOURCES

Emser Tile® chooses to work with suppliers that recycle the maximum amount of material possible back into the raw bisque, which is then reused to make new tiles. Understanding the importance of water conservation, Emser Tile® suppliers also recycle and reuse water during the manufacturing process. All glazes used in the production of ceramic and porcelain tile are water based and contain zero solvents, reducing potential Volatile Organic Compound (VOC) emissions during production and further eliminating any off-gassing of our finished floor products to 0 g/L through the firing stage of manufacturing. All overseas suppliers are required to be transparent in raw ingredient reporting up to 1000ppm, allowing Emser to meet OSHA Safety Data Sheet (SDS) requirements, as well as Health Product Declarations (HPD v2.1). Preference is given to manufacturers with upgraded kiln equipment that are able to better control heat emission and indoor air quality at the factory level.

Due to their raw ingredient profiles, all products are Red List Free, Conflict Mineral Free, Lead Free and compliant to OSHA Silica Standards as well as Prop 65.

## MANUFACTURING, DISTRIBUTION + INSTALLATION

Our transparency efforts specifically complement green friendly builds that are focused around environmental impact in addition to worker health and safety. Unlike other types of hard and soft flooring, the longevity of ceramic, porcelain, and natural stone prevents frequent replacement, reducing the emissions and carbon footprints related to manufacturing, transportation and disposal of waste. With a potential cradle to grave lifecycle of 100+ years, studies have shown that over a 20-year span, ceramic, porcelain, and natural stone products are more cost-effective and sustainable than any other flooring material.

For enhanced eco-friendly attributes, all products and packaging are 100% recyclable, allowing them to be easily diverted from landfills post construction. The inherent characteristics of these surfaces allow for easy installation and cleaning without the use of toxic, high VOC, or harsh chemicals, while also displaying natural antimicrobial properties reducing potential bacteria and mold growth making them a very hygienic option.

Through innovative design, these dense body products can be installed in a way that enhances indoor air quality, creating building efficiency by controlling ambient room temperatures of a space, all while reducing heating and air conditioning costs. Partnered with a Low/No VOC setting materials system, including an installation system warranty, the health, safety and longevity of the application can be optimized.

# GREEN GUIDE



## Declare.

Coined the Nutrition Label for products, Emser Tile has been awarded the Declare Label for its transparency in product lifecycle. From where it comes from, what it's made from, to where it goes, Emser Tile's notation of "Red List Free" can fulfill the credit disclosure requirements for LEED v4.



Emser Tile's sustainability and social practices support the mission of The International Living Future Institute which strives to create a socially just, culturally rich, and ecologically restorative community.



Health Product Declaration Collaborative (HPDC) provides a full disclosure of the potential chemicals of concerning products by comparing product ingredients to a set of priority "hazard" lists based on the GreenScreen for Safer Chemicals and additional lists from other government agencies.



Environmental Product Declaration (EPD) is a comprehensive, internationally harmonized report created by a product manufacturer that documents the ways in which a product, throughout its lifecycle, affects the environment. UL certifies that all information in a manufacturer's finished EPD is accurate.



# EXPANSE<sup>®</sup> DYNAMIX

BY EMSER TILE<sup>™</sup>

STREAMLINED SURFACE SOLUTIONS  
PORCELAIN PANELS, FLOORS, MOSAICS & COUNTERTOPS



CONTACT YOUR LOCAL EMSER REP FOR ORDER INFORMATION

8431 SANTA MONICA BLVD, LOS ANGELES, CA 90069 | [EMSER.COM](http://EMSER.COM) | (323) 650-2010