



bestchoiceproducts



INSTRUCTION MANUAL

Sketch Box & Easel



bestchoiceproducts

As shoppers, we're always trying to find the perfect balance between quality & value. At BCP, we believe we've achieved that. Our diverse catalog of everyday essentials is tailored especially to our customers & guaranteed to hit that sweet spot of high quality & low price.

— Always. —

NOTICE

Please retain these instructions for future reference.

- Do not stand on or use any part of this item as a step ladder.
- Firmly secure all bolts, screws and knobs before use.
- This product is for use on a level surface.
- This product is not intended for permanent use or installation.
- Reconfirm that all bolts, screws, and knobs are secure after every use.
- Do not use or store this item in the proximity of open flame or flammable/combustible chemicals.
- Be aware that some parts are heavy and have sharp edges.
- If any parts are missing, broken, damaged, or worn, stop using this product until repairs are made and/or factory replacement parts are installed.
- Do not use this item in a way inconsistent with the manufacturer's instructions as this could void the product warranty.

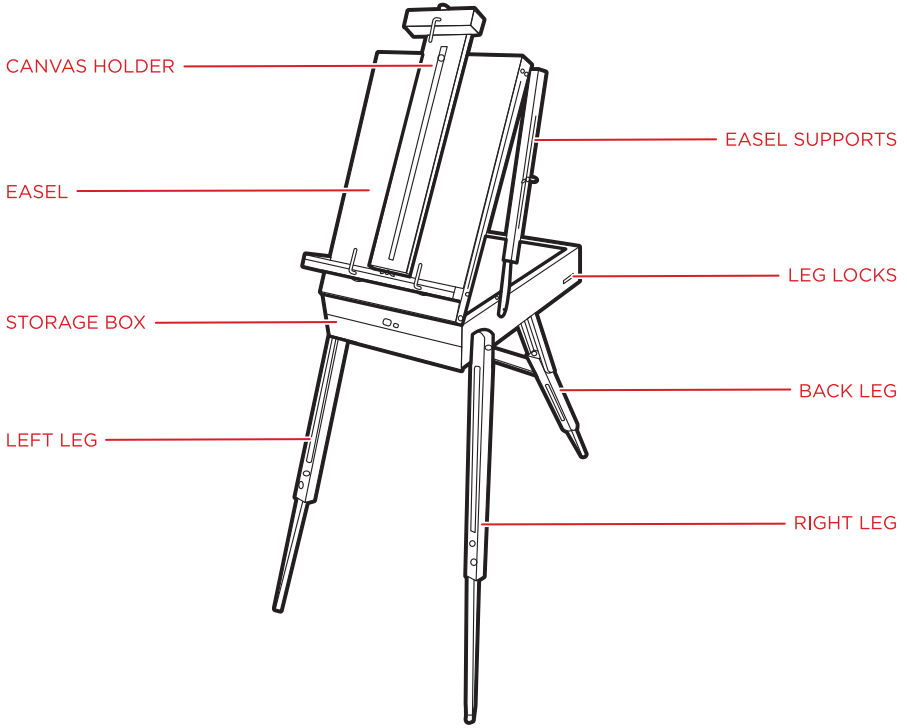
WARNING

- Do not use this product if it is wet.
- Do not use this product near an open flame, extreme heat or a poorly ventilated area.
- Do not submerge this product in water.
- Do not attempt to tamper or repair any damaged parts.
- Do not use this product as storage for anything other than art supplies.
- Store this product after every use.


STORAGE AND CARE

- Wipe down surfaces with dry soft cloth.
- Use mild detergent and a damp cloth to remove paint and stains.
- Do not use abrasive detergents as this could damage the wood finish.
- Store easel after every use.
- Do not store paint or other liquids within this product for an extended time.
- Store in a cool, well-ventilated area away from direct sunlight.

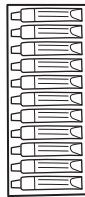
EASEL DIAGRAM



BEGINNER KIT

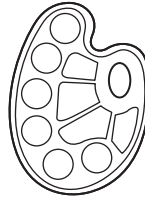


16"x20" CANVAS (x3)



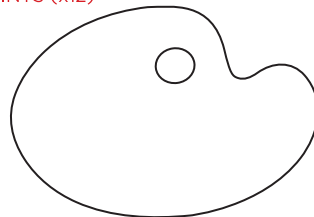
12ML ACRYLIC
PAINTS (x12)

PLASTIC PALETTE



Round 1, 5
Flat 1/2, 6, 8
Filbert 4

NYLON BRUSH (X6)



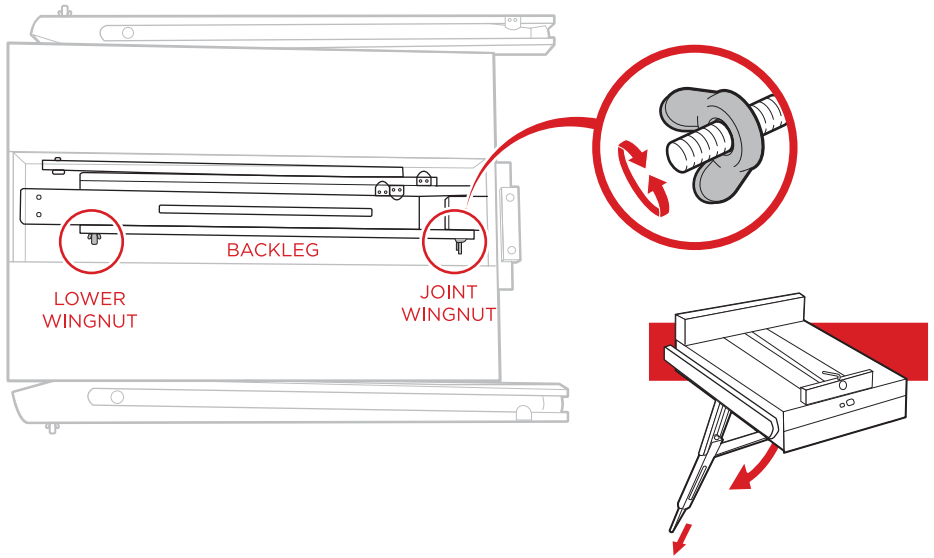
WOOD PALETTE

PRODUCT ASSEMBLY

1

On a level surface, locate the back leg and unscrew the wingnut at the joint. Unfold the back leg, then tighten the wingnut until secure.

Loosen the lower wingnut, then extend the back leg to your desired length, tighten the wingnut until secure.

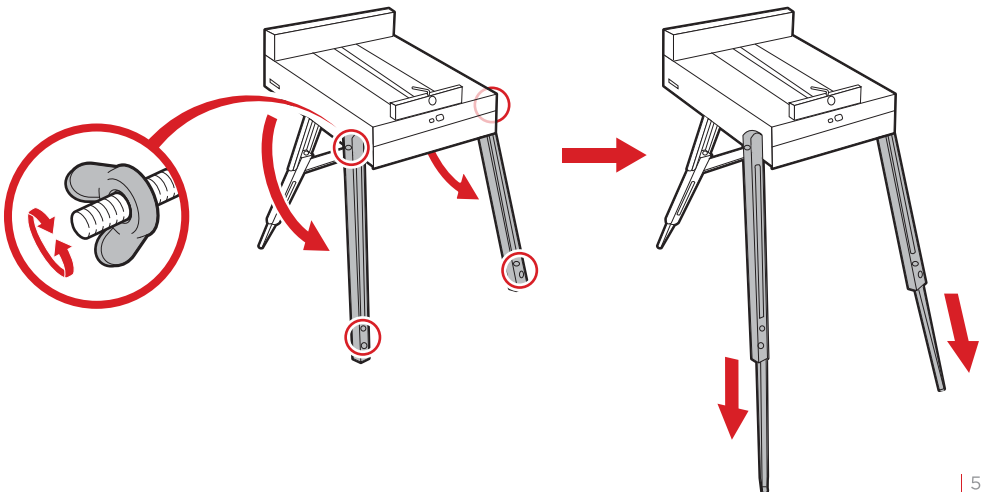


2

Locate then loosen the four wingnuts on the right and left legs (two wingnuts per leg).

Pull the legs out from the leg locks and align them in their respective grooves, tighten the wingnuts until secure.

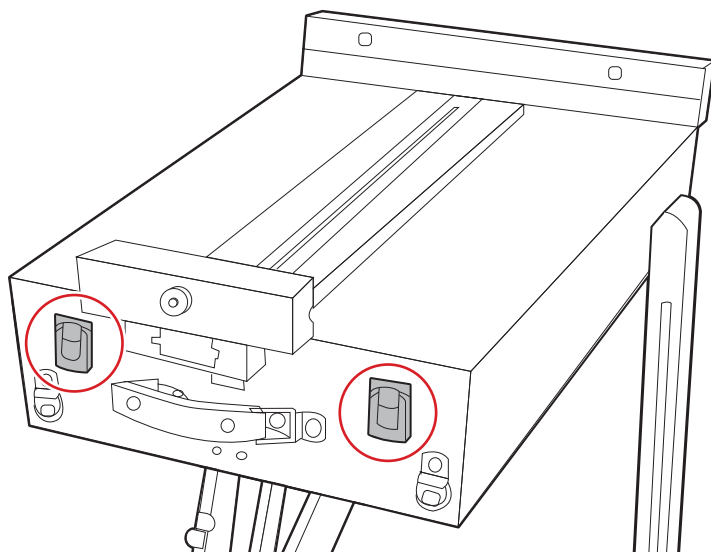
Extend the legs to your desired length, tighten until secure, then place.



PRODUCT ASSEMBLY

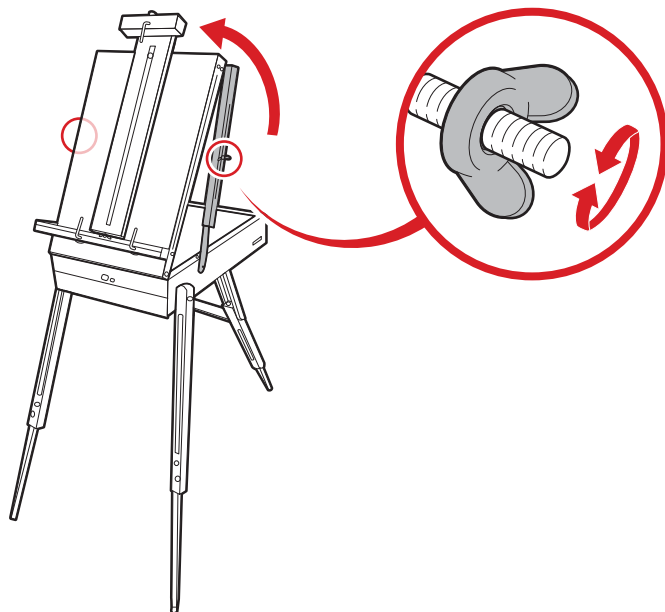
3

Unlock the latches on the storage box.



4

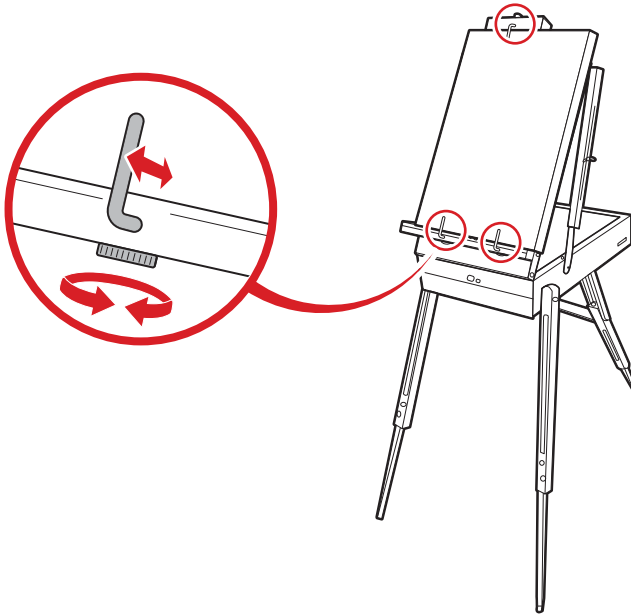
Lift the easel up, loosen the two wingnuts on the easel supports, adjust the easel to your desired angle, then tighten the wingnuts until secure.



PRODUCT ASSEMBLY

5

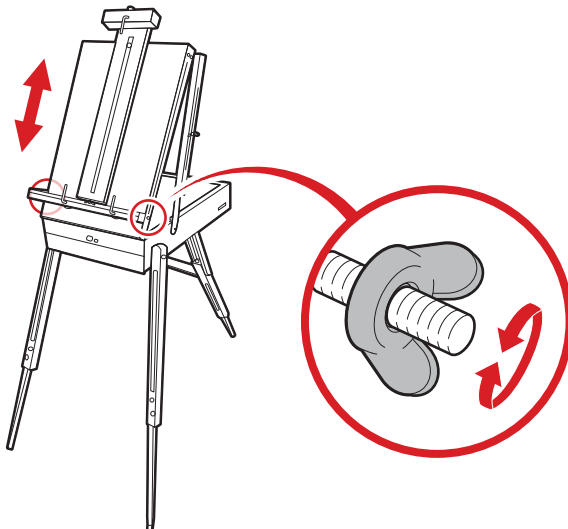
Place a canvas on the canvas holder. Adjust the three hooks on the top and bottom of the easel to secure the canvas.



OPTIONAL

6

Loosen the two wingnuts on the bottom of the easel and the ring on the canvas holder. Adjust the canvas holder to desired your height, then tighten the wingnuts and ring until secure.





HELP CENTER



Question about your product? We're here to help. Visit us at:

help.bestchoiceproducts.com



Chat Support



Product Inquiry



Orders FAQ



Product Assembly



Returns & Refunds

PRODUCT WARRANTY INFORMATION

All items can be returned for any reason within 60 days of the receipt and will receive a full refund as long as the item is returned in its original product packaging and all accessories from its original shipment are included. All returned items will receive a full refund back to the original payment method. All returned items will not be charged a re-stocking fee.

All returned items require an RA (Return Authorization) number, which can only be provided by a Best Choice Products Customer Service Representative when the return request is submitted. Items received without an RA may not be accepted or may increase your return processing time. Once an item has been received by Best Choice Products, refunds or replacements will be processed within 5 business days.

All returns must be shipped back to the Best Choice Products Return Center at the customer's expense. If the reason for return is a result of an error by Best Choice Products then Best Choice Products will provide a pre-paid shipping label via email. Boxes for return shipping will not be provided by Best Choice Products, and is the customer's responsibility to either use the original shipping boxes or purchase new boxes.

Pictures may be required for some returns to ensure an item is not damaged prior to its return. Items returned are not considered undamaged until they are received by Best Choice Products and verified as such. All damages to items are the customer's responsibility until the item has been received by and acknowledge by Best Choice Products as undamaged.

WARNING

Manufacturer and seller expressly disclaim any and all liability for personal injury, property damage or loss, whether direct, indirect, or incidental, resulting from the incorrect attachment, improper use, inadequate maintenance, or neglect of this product.