

Tempra® Series Technical specifications

Tempra® Model Item Number	12 Trend 239213 12 Plus 239219		15 Trend 239214 15 Plus 239220		20 Trend 239215 20 Plus 239221		24 Trend 239216 24 Plus 239222		29 Trend 239217 29 Plus 239223		36 Trend 239218 36 Plus 239225	
	Phase	single 50/60 Hz		single ⁴ 50/60 Hz		single ⁴ 50/60 Hz		single ⁴ 50/60 Hz		single ⁴ 50/60 Hz		single ⁴ 50/60 Hz
Voltage	240 V or 208 V		240 V or 208 V		240 V or 208 V		240 V or 208 V		240 V or 208 V		240 V or 208 V	
Wattage	12 kW 9 kW		14.4 kW 10.8 kW		19.2 kW 14.4 kW		24 kW 18 kW		28.8 kW 21.6 kW		36 kW 27 kW	
Amperage draw ¹	50 A 44 A		2 x 30 A 2 x 26 A		2 x 40 A 2 x 35 A		2 x 50 A 2 x 44 A		3 x 40 A 3 x 35 A		3 x 50 A 3 x 44 A	
Number & min. recommended size of circuit breakers ² (DP)	1 x 50 A		2 x 30 A		2 x 40 A 2 x 35 A		2 x 50 A		3 x 40 A 3 x 35 A		3 x 50 A	
Number of runs & min. recommended wire size ³ (copper)	1 x 8/2 AWG		2 x 10/2 AWG		2 x 8/2 AWG		2 x 8/2 AWG		3 x 8/2 AWG		3 x 8/2 AWG	
Maximum temperature increase above ambient water temp	@ 1.50 GPM	54°F 41°F	65°F 49°F	88°F 66°F	92°F 82°F	92°F 92°F	92°F 92°F	92°F 92°F	92°F 92°F	92°F 92°F	92°F 92°F	
	@ 2.25 GPM	36°F 27°F	43°F 37°F	58°F 44°F	73°F 54°F	87°F 66°F	92°F 82°F	87°F 66°F	92°F 82°F	92°F 82°F		
	@ 3.00 GPM	27°F 20°F	33°F 25°F	44°F 33°F	54°F 41°F	66°F 49°F	82°F 61°F	66°F 49°F	82°F 61°F	82°F 61°F		
	@ 4.50 GPM	- -	- -	29°F 22°F	37°F 27°F	44°F 33°F	55°F 41°F	44°F 33°F	55°F 41°F	55°F 41°F		
Min. water flow to activate unit	0.37 gpm (1.4 l/min)		0.50 gpm (1.9 l/min)		0.50 gpm (1.9 l/min)		0.50 gpm (1.9 l/min)		0.77 gpm (2.9 l/min)		0.77 gpm (2.9 l/min)	
Weight	13.5 lb (6.1 kg)		16.1 lb (7.3 kg)		16.1 lb (7.3 kg)		16.1 lb (7.3 kg)		19.0 lb (8.6 kg)		19.0 lb (8.6 kg)	
Nominal water volume	0.13 gal (0.5 l)		0.26 gal (1.0 l)		0.26 gal (1.0 l)		0.26 gal (1.0 l)		0.39 gal (1.5 l)		0.39 gal (1.5 l)	
Max. inlet water temperature	131°F (55°C)											
Dimensions	Width 16 ³ / ₈ " (42.0 cm) x Height 14 ¹ / ₂ " (36.9 cm) x Depth 4 ⁵ / ₈ " (11.7 cm)											
Minimum pressure	30 psi (2 bar)											
Working pressure	150 psi (10 bar)											
Tested to pressure	300 psi (20 bar)											
Water connections	¾" NPT											
Uniform Energy Factor (UEF)	0.94		0.96		0.97		0.97		0.98		0.98	
Recovery efficiency	93%		97%		97%		97%		99%		98%	

¹ Depending on total electric load at the installation site, we recommend these minimums for main service:

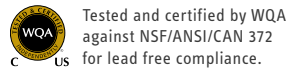

100 A for Tempra 12 or 15 Trend/Plus; 125 A for Tempra 20 Trend/Plus; 150 A for Tempra 24 Trend/Plus; 200 A for Tempra 29 Trend/Plus; 300 A for Tempra 36 Trend/Plus

² Overcurrent protection sized at 100% of load. Tankless water heaters are considered a non-continuous load.

³ Copper conductors with a temperature rating of 75°C or greater must be used. Conductors should be sized to maintain a voltage drop of less than 3% under load.

⁴ Tempra 29 Trend/Plus & Tempra 36 Trend/Plus may be wired for balanced 3-phase 208 V. Tempra 15 Trend/Plus, 20 Trend/Plus, 24 Trend/Plus may be wired for unbalanced 3-phase 208 V.

These are our recommendations. Check local codes for compliance if necessary.

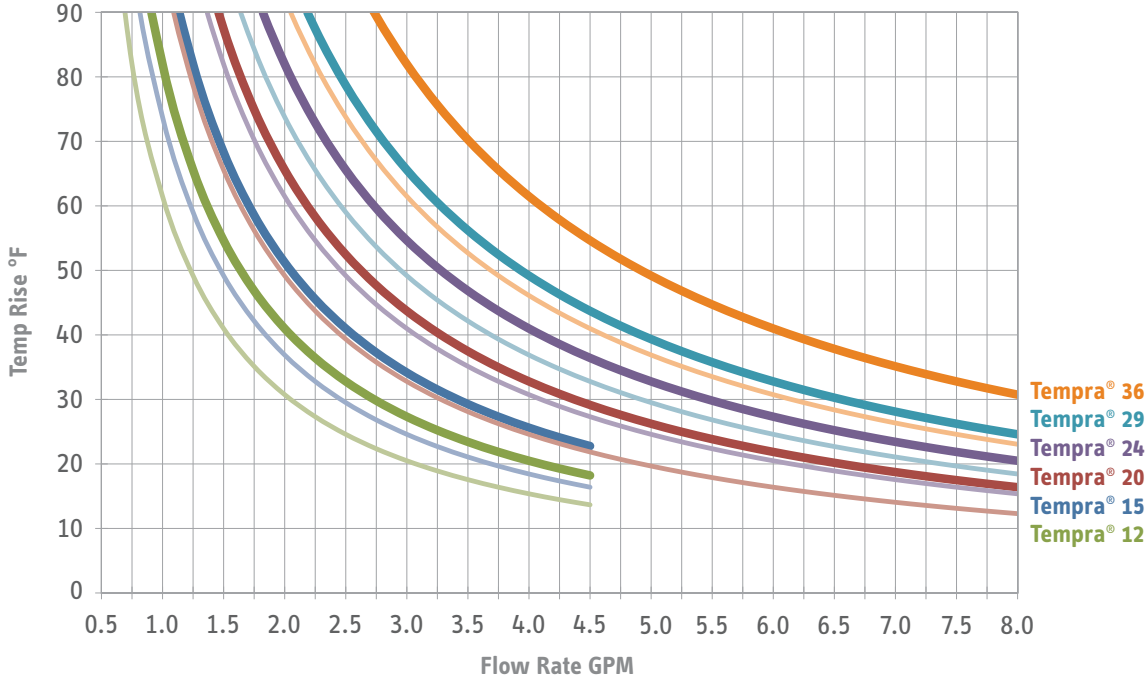


Scroll for temp. rise charts. ↓

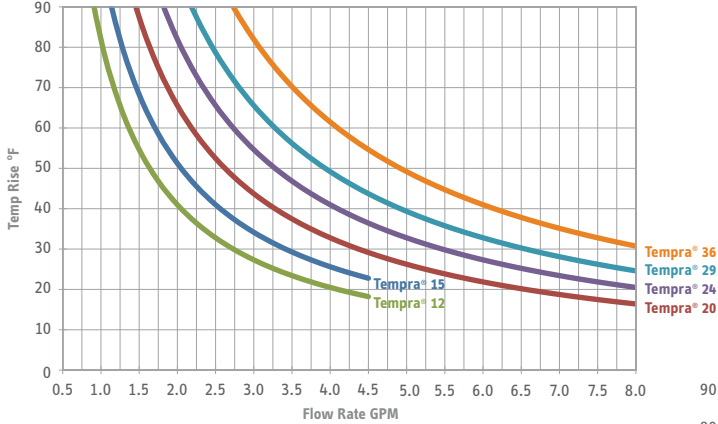
Tempra® Series

Temperature rise vs. flow rate curves

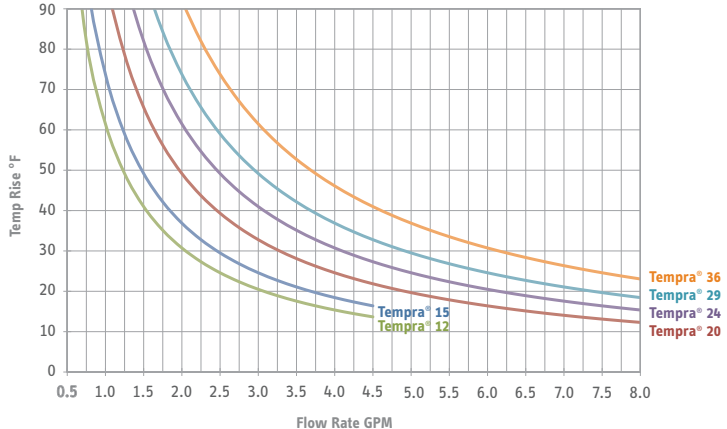
Temperature Rise vs. Flow Rate at **240 V** and **208 V**



Temperature Rise vs. Flow Rate at **240 V**



Temperature Rise vs. Flow Rate at **208 V**



rev. 6.2025 | Due to our continuous process of engineering and technological advancement, specifications may change without notice.