

**SPECIFICATIONS**

Certifications/Qualifications

ADA Compliant	No
Prop65	No
Location Rating	Damp <a href="http://kichler.com/warranty">kichler.com/warranty</a>

Dimensions

Height	8.75"
Width	31"
Height From Center Of Wall Opening (Spec Sheet)	6.5"
Depth	6.75"
Weight	6.93 LBS
Canopy Height	4.5"
Canopy Width	7"
Canopy Depth	0.75"

Electrical

Input Voltage	120 V
---------------	-------

Light Source

Light Source	Bulb
Lamp Included	Not Included
# Of Bulbs/LED Modules	4
Max Or Nominal Watt	100 W
Lamp Type	A19
Socket Type	E26 (Medium)
Dimmable	Yes
Dimmable Notes	Dimmable when used with dimmer switch (sold separately); when using LED bulbs, see bulb manufacturer dimming specifications.

Mounting/Installation

Interior/Exterior	Interior Product
Mounting Weight	4.73 LBS
Install Glass Up Or Down	Both
Modular	No
Lead Wire Length	6

**FIXTURE ATTRIBUTES**








Housing/Glass

Primary Material	Steel
Shade Included	No
Shade Dimensions	4.00 DIA X 6.75

Product/Ordering Information

Sku	45498NI
Finish	Brushed Nickel
UPC	783927531962

Finishes

-  Black
-  Black
-  Brushed Nickel
-  Brushed Nickel
-  Chrome
-  Chrome
-  Natural Brass



**ALSO IN THIS FAMILY**



43995BK

43995CH


43995NBR


43995NI

43995OZ

43996BK

 Natural Brass

 Olde Bronze

 Olde Bronze