
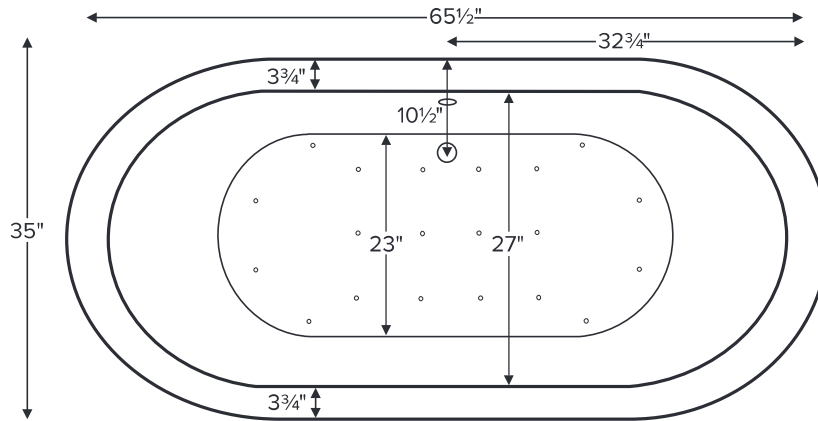


Parisian® 3



Back of tub designed to accommodate rear drain.

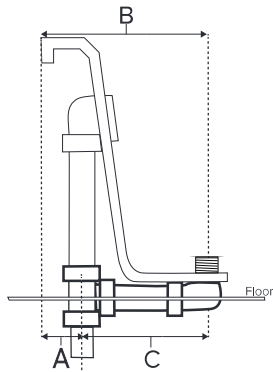
MODEL 201	
65.5" x 35" x 23"	
FREESTANDING 80 gal to overflow	
Acrylic CXL™	DoloMatte™
280 lbs / 127 kg	<SOAKER> 315 lbs / 143 kg
Filling this tub to the maximum may require an above average size or dedicated water heater.	



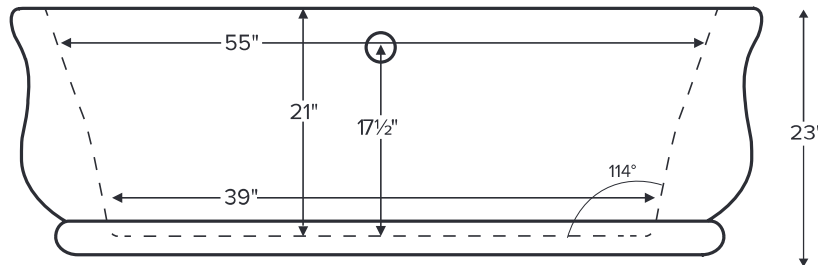
IMPORTANT:
Must have access to the drain from underneath the tub for installation and servicing.

Drain Rough-In Measurements

A	B	C
5 1/4"	10 1/2"	5 1/4"



Requires use of a wall-mounted or freestanding tub filler.
Shown with Air Massage Package.



ELECTRICAL COMPONENTS & SPECIFICATIONS

Hydrotherapy Package	Components Included	110V GFCI
Air Massage	heated blower	1-15 amp
Air Massage Elite	heated blower, chromatherapy	1-15 amp

Electrical requirements may change with the addition of optional therapy components.
See specific option details or installation information.
CSA Certified C/US; ANSI Z124.1 and ANSI 112.19.7

IMPORTANT ORDERING & INSTALLATION INFORMATION:

- Before ordering or installing, please consider future access to equipment.
- No access panel. Tub features factory installed overflow with toe tap drain.
- Air baths require job site preparations for remote mounting the blower and required check valve. Check valve must be installed higher than the rim of the tub.
- Hydrotherapy equipment may ship loose for remote installation depending on tub model. See package content on the following page for details.
- Radiance placed on floor locations will affect placement of air jets.
- Faucet valves cannot be installed on this tub model.
- All tubs are in accordance with CSA B45.5/IAPMO Z124 standard and compliant with ASTM C 1028-07 coefficient of friction. Dolomatte meets ANSI A137.1/A326.3 coefficient of friction and AS HB198:2014 pendulum slip resistance testing.

- Before discarding tub crate, check for accessories that may be packaged inside.
- All product measurements are ±1/2".
- Specifications and configurations are subject to change without notice.
- Measurements herein supersede all others published prior to publication date below.

See the Installation & Operation Manual for more details.
MTI's Customer Service: Monday-Friday 8am-6pm EST
800-783-8827 or service@mtibaths.com

