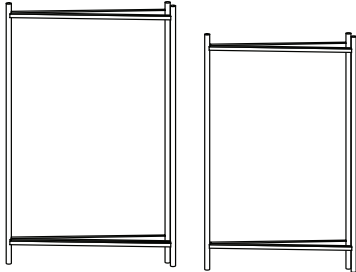


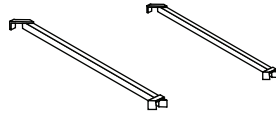
# ASSEMBLY INSTRUCTIONS

## Ulani 2pk Side Table Set Metal

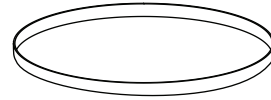


1 PC LARGE STAND

1 PC SMALL STAND



1 PC LARGE BAR  
1 PC SMALL BAR

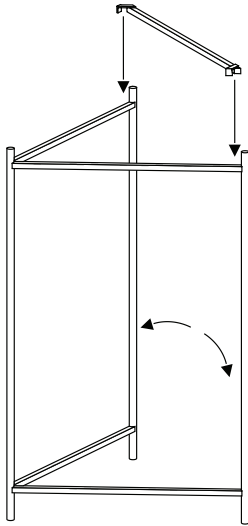


1 PC LARGE METAL TOP



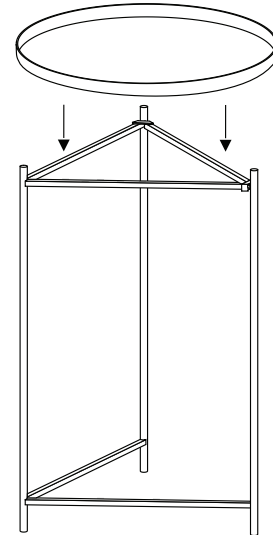
1 PC SMALL METAL TOP

### STEP-1



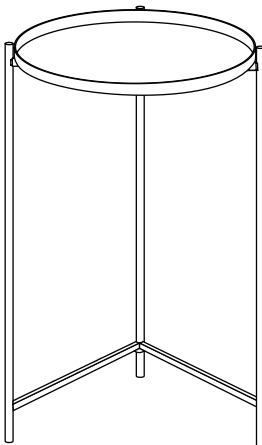
Unfold the stand and place the bar on the top as shown.

### STEP-2

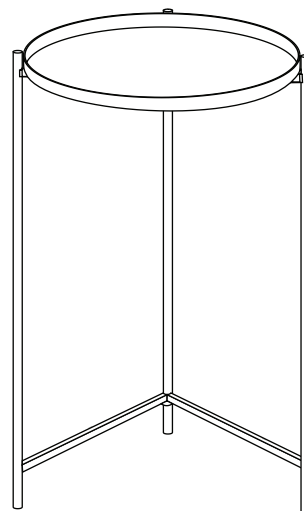


Place the metal tray top as shown.

### ASSEMBLED



SMALL



LARGE