



**Features**


- Extra-deep bathing well for added comfort
- 18" (457 mm) bath depth (floor to top of threshold)
- Durable high-gloss finish provides a smooth, shiny surface that is easy to clean
- Integral apron for quick installation
- 2" wainscot allows tile-down installation above bath deck
- 60" (1524 mm) x 32" (813 mm) x 20" (508 mm) complete unit finished dimensions

**Material**

- Compression-molded from our exclusive solid Vikrell® material

**Recommended Products/Accessories**

- K-23726 Drain treatment
- 71324100 60" x 32" Vikrell® bath/shower wall set
- 71424100 60" x 32" Vikrell® bath/shower wall set
- 71524100 60" x 32" Vikrell® bath/shower wall set
- 71224100 60" x 32" Vikrell® bath/shower wall set



**ADA**

**Codes/Standards**


- CSA B45.5/IAPMO Z124
- ASTM E162
- ASTM E662
- ADA
- ICC/ANSI A117.1
- HUD, UM Bulletin 73

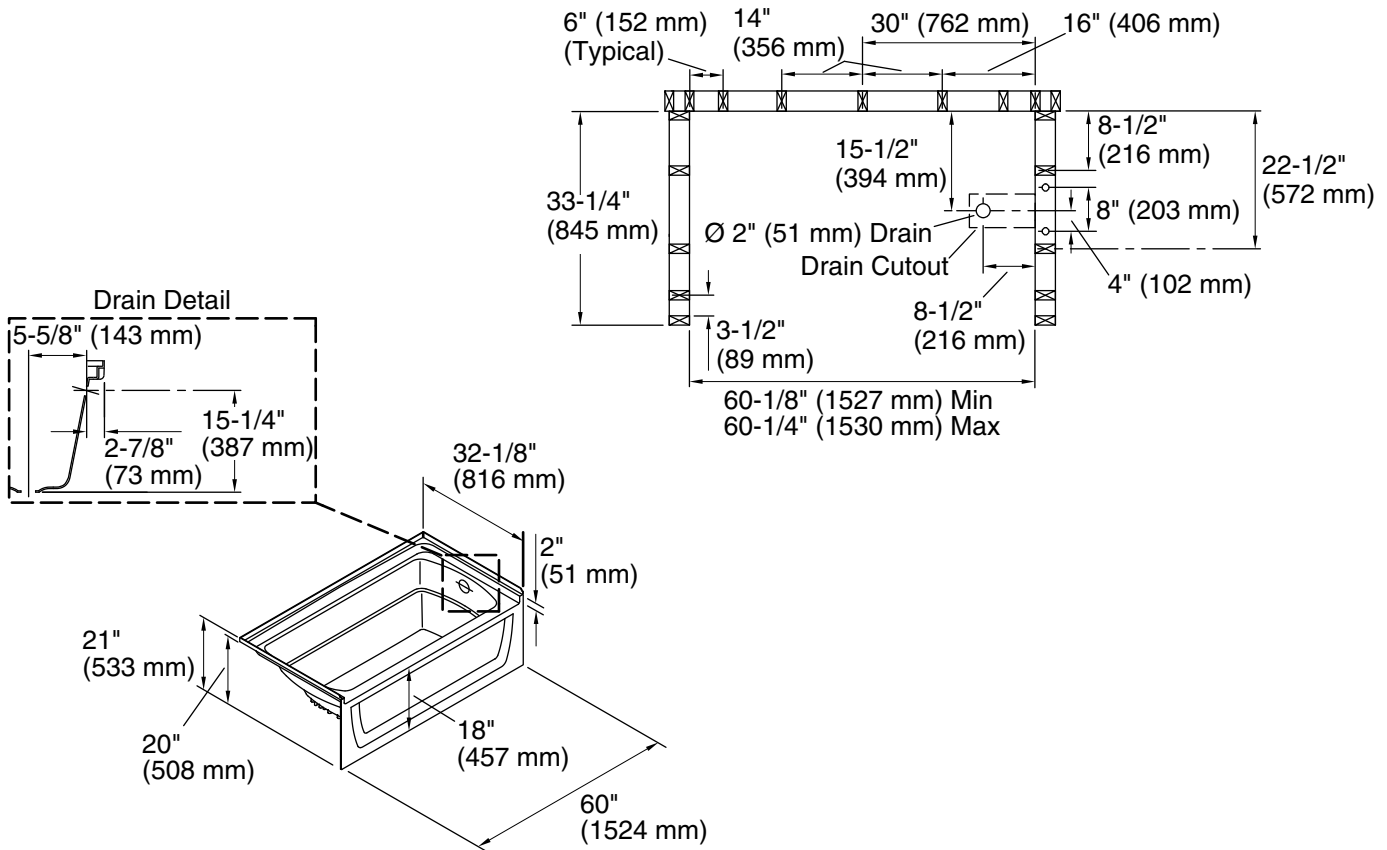
**STERLING® Vikrell® or Acrylic Baths and Shower Bases Ten-Year Limited Warranty**

See website for detailed warranty information.

**Available Colors/Finishes**

*Color tiles intended for reference only.*

Color	Code	Description
	0	White



**Technical Information**

All product dimensions are nominal.

Drain location:	Right
Basin area, bottom:	42" x 20" (1067 mm x 508 mm)
Basin area, top:	54" x 26" (1372 mm x 660 mm)
Water depth:	13-3/4" (349 mm)
Water capacity:	55 gal (208.2 L)
Minimum flat for door:	3" (76 mm)
Maximum door width:	57-11/16" (1465 mm)

**Notes**

Install this product according to the installation instructions.

Studs should be positioned roughly as shown. Double studding is recommended for pivot shower door installations.

ADA compliant when installed to the specific requirements of these regulations.