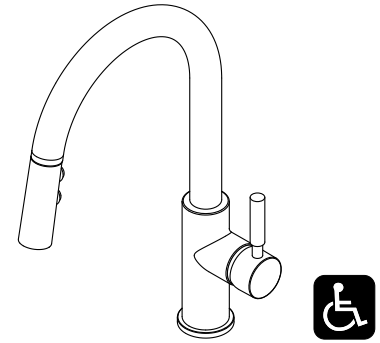


Location:



SINGLE HANDLE PULL-DOWN KITCHEN FAUCET  
MODEL: S-3510-PD-1.5  
**SPECIFICATION SUBMITTAL**

**FEATURE HIGHLIGHTS**

Single Handle Pull-Down Kitchen Faucet shall include single hole mount, quarter turn ceramic cartridge, pull-down spray wand with 2 mode spray selector, 3/8 inch supply hose compression connections and standard 1.5 gpm (5.7 L/min) aerator. Faucet shall be metal construction plated in standard polished chrome finish.

**COMPLIANCE**

- ASME A112.18.1/CSA B125.1
- NSF/ANSI/CAN 61: Q<1, NSF/ANSI 372



**FINISH OPTIONS/MODIFICATIONS**


- 1.0** 1.0 gpm (3.8 L/min) aerator
- DP** 8 inch deck plate for 3 hole mount installation
- STS** Stainless steel finish
- MB** Matte black finish

**Note:** Append appropriate -suffix to model number.

**Warranty**

**Limited Lifetime** - to the original end purchaser in consumer/residential installations.

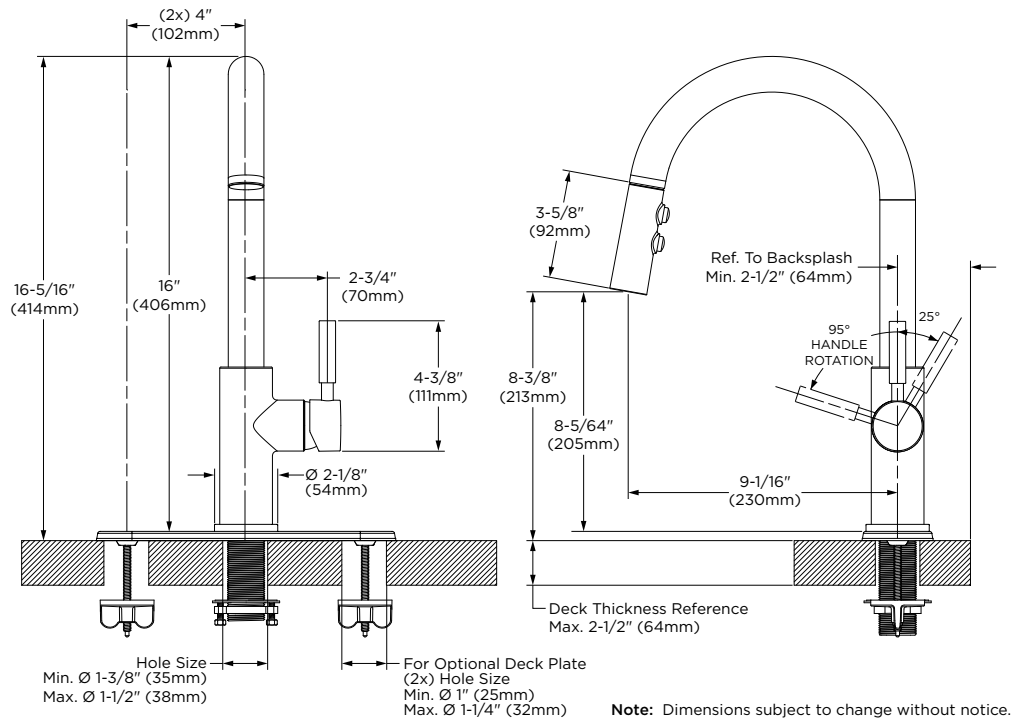
**10 Years** - for commercial/industrial installations. Refer to [www.symmons.com/warranty](http://www.symmons.com/warranty) for complete warranty information.



**Architectural/ Engineering Specification**

Symmons Dia \_\_\_\_\_ Single Handle Pull-Down Kitchen Faucet shall include single hole mount, quarter turn ceramic cartridge, pull-down spray wand with 2 mode spray selector, 3/8 inch supply hose compression connections and standard 1.5 gpm (5.7 L/min) aerator. Faucet shall be metal construction plated in standard polished chrome finish. 10 Year commercial Warranty. ASME A112.18.1/CSA B125.1, NSF/ANSI/CAN 61: Q<1, NSF/ANSI 372, complaint. Available options include: "-1.0 - 1.0 gpm (3.8 L/min) aerator", "-DP - 8 inch deck plate for 3 hole mount installation", "-STS - Stainless steel finish", "-MB - Matte black finish".

# DIMENSIONS



**Note:** Dimensions subject to change without notice.