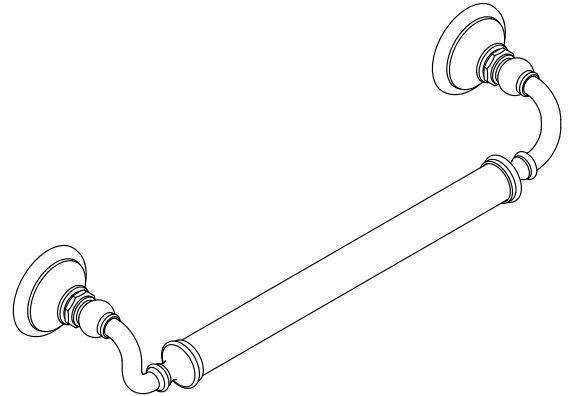


Features

- 18" (457 mm) bar
- Provides minimum 300 lb load capacity
- Coordinates with traditional-style KOHLER® faucets and showering components

Material

- Premium metal construction for durability and reliability
- KOHLER finishes resist corrosion and tarnishing



Codes/Standards

None Applicable

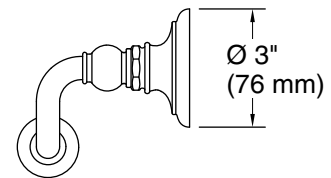
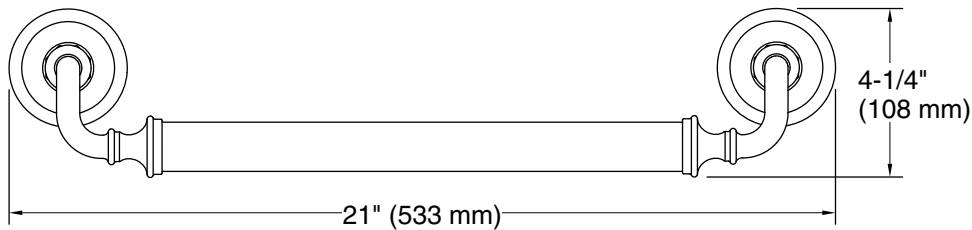
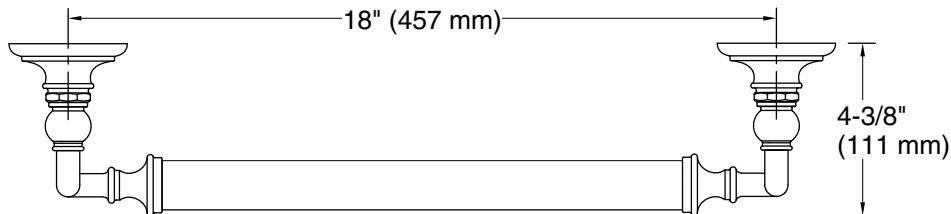
KOHLER® Faucet Lifetime Limited Warranty

See website for detailed warranty information.

Available Colors/Finishes

Color tiles intended for reference only.

Color	Code	Description
	CP	Polished Chrome
	SN	Vibrant® Polished Nickel
	AF	Vibrant® French Gold
	BN	Vibrant® Brushed Nickel
	BV	Vibrant® Brushed Bronze
	2MB	Vibrant® Brushed Moderne Brass
	TT	Vibrant Titanium
	DR	Deep Bronze



Technical Information

All product dimensions are nominal.

Material: Zinc, Stainless Steel

Notes

Measure your actual product for roughing-in details.

WARNING: Risk of personal injury. The wall plates on the grab bar must be mounted to a brace between the wall studs. This will ensure that the weight of the user is adequately supported.