



## Sloan® Soap Dispenser

ESD-600-CP

### Product description

Polished Chrome Finish, Sloan® Deck-Mounted Foam Soap Dispenser.

### Compliances & Certifications



(ADA Compliant, WELL Building Standard)

**Code 3346091**

### Finish

 Polished Chrome (CP)

### Downloads

- [ESD Series Installation Instructions.pdf](#)
- [ESD-500-600-700-800-1500-2000-2100 Repair and Maintenance Guide.pdf](#)
- [Special Finishes Brochure.pdf](#)
- [Faucet and Soap Dispenser Brochure.pdf](#)
- [Additional Downloads](#)

### Videos

- [PVD Special Finishes](#)

## Details

- Finish: Polished Chrome (CP)
- Power Type: Battery
- Height: 4" (102mm)
- Width: 2" (51mm)
- Maximum Deck Thickness: 2.00" (51mm)
- Sensor Type: IR
- Soap Type: Foam

## Features

Sensor Activated, Electronic, Hand Washing Foam Soap Dispenser with the following features:

- Touch-free operation improves hand washing hygiene
- Modular one-piece construction easily attaches to deck surface
- All electronics in spout are sealed
- Designed for drip free foam dispensing operation
- Motor assembly will be suspended the under sink deck and connected to the soap dispenser spout
- Motor assembly rotates 360 degrees for easy installation
- Battery life of 45,000 activations. 1-2 years based on usage.
- Approx. 1,500 dispenses per foam soap bottle
- Ships with 2 bottles of ESD-325 non-scented, non-colored foam soap (1500ml per bottle)
- Ships with battery pack (4 "D" Alkaline batteries included)
- Sensor range - nominal 5"
- All mounting hardware included
- Optional ESD-324 AC adaptor can be purchased separately (part number 0346090) for hardwired applications and includes splitter cable to enable powering 2 soap dispensers. If using AC adaptor, GFI outlet 120V/15 Amp suggested per code
- Additional foam soap can be purchased through Sloan (ESD-325)
- Select the ESD-601 to combine ESD-600 soap dispenser, 2 bottles of soap and the EBF-615-4 faucet
- Note: Must used approved soap refills. Refills cannot be refilled after use. They must be recycled and a new bottle inserted into the dispenser. If they are refilled with a different soap the warranty on the soap dispenser will become null and void.




## Recommended specifications

Sloan Foam Soap Dispenser model number ESD-600. Chrome Plated Dispenser. Supplied with 2 bottles of 1500ml soap.

## Soap Refills

- ESD-325 (1500 ml)

## Matching Faucets

Name	Description	
 ETF-610	Optima® Hardwired-Powered Deck-Mounted Low Body Faucet	<a href="#">View</a>
 EBF-615	Optima® Battery or Turbine-Powered Deck-Mounted Low Body Faucet	<a href="#">View</a>
 EBF-625	Optima® Battery or Turbine-Powered Deck-Mounted Low Body BAA Compliant Faucet	<a href="#">View</a>

## Warranty

[View Warranty Information](#)

## Notes

All information contained within this document subject to change without notice.

