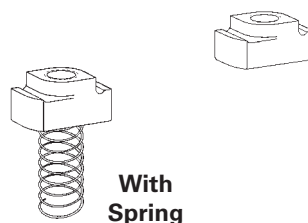


Channel Nuts

- Design Load Safety Factor of 3
- Overall Nut Height $\frac{5}{8}$ " (15.9)
- Maximum torque and slip resistance loads shown are when using stainless steel bolts. When using fiberglass hardware use Max. Torque for fiberglass bolts, and multiply slip resistance loads by .14 for $\frac{3}{8}$ "-16 and .60 for $\frac{1}{2}$ "-13 thread size.
- Material: Glass Reinforced Polyurethane
- Spring Material: Zinc Plated Steel



W/O
(Without)
Spring

With
Spring

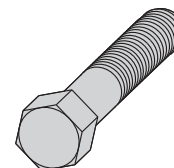
Part No.		Thread Size	Pull-Out		Slip Resistance		Max. Torque		Wt./C	
With Spring	W/O Spring		Lbs	kN	Lbs.	N	in.-Lbs.	N•m	Lbs.	kg
BFV-224	BFV-224WO	$\frac{1}{4}$ "-20	300	(1.33)	150	(.67)	200	(22.6)	2.4	(1.09)
BFV-223	BFV-223WO	$\frac{5}{16}$ "-18	300	(1.33)	150	(.67)	200	(22.6)	2.5	(1.13)
BFV-228	BFV-228WO	$\frac{3}{8}$ "-16	300	(1.33)	150	(.67)	200	(22.6)	2.3	(1.04)
BFV-225	BFV-225WO	$\frac{1}{2}$ "-13	300	(1.33)	150	(.67)	200	(22.6)	2.1	(0.95)

BFVHHCS

Hex Head Cap Screws

- Design Load Safety Factor of 3
- Material: Glass Reinforced Polyurethane

Part No.	Thread Size	Design Load (in tension)		Max. Torque		Wt./C	
		Lbs.	kN	in.-Lbs.	N•m	Lbs.	kg
BFVHHCS $\frac{5}{16}$ x 1	$\frac{5}{16}$ "-18	190	(.84)	30	(3.4)	.4	(.18)
BFVHHCS $\frac{5}{16}$ x $1\frac{1}{4}$	$\frac{5}{16}$ "-18	190	(.84)	30	(3.4)	.5	(.23)
BFVHHCS $\frac{5}{16}$ x $1\frac{1}{2}$	$\frac{5}{16}$ "-18	190	(.84)	30	(3.4)	.6	(.27)
BFVHHCS $\frac{5}{16}$ x 2	$\frac{5}{16}$ "-18	190	(.84)	30	(3.4)	.8	(.36)
BFVHHCS $\frac{3}{8}$ x 1	$\frac{3}{8}$ "-16	300	(1.33)	45	(5.1)	.9	(.41)
BFVHHCS $\frac{3}{8}$ x $1\frac{1}{4}$	$\frac{3}{8}$ "-16	300	(1.33)	45	(5.1)	1.1	(.50)
BFVHHCS $\frac{3}{8}$ x $1\frac{1}{2}$	$\frac{3}{8}$ "-16	300	(1.33)	45	(5.1)	1.3	(.59)
BFVHHCS $\frac{3}{8}$ x 2	$\frac{3}{8}$ "-16	300	(1.33)	45	(5.1)	1.3	(.59)
BFVHHCS $\frac{3}{8}$ x $2\frac{1}{2}$	$\frac{3}{8}$ "-16	300	(1.33)	45	(5.1)	1.5	(.68)
BFVHHCS $\frac{1}{2}$ x 1	$\frac{1}{2}$ "-13	490	(2.18)	110	(12.4)	1.4	(.63)
BFVHHCS $\frac{1}{2}$ x $1\frac{1}{4}$	$\frac{1}{2}$ "-13	490	(2.18)	110	(12.4)	1.8	(.81)
BFVHHCS $\frac{1}{2}$ x $1\frac{1}{2}$	$\frac{1}{2}$ "-13	490	(2.18)	110	(12.4)	2.2	(1.00)
BFVHHCS $\frac{1}{2}$ x 2	$\frac{1}{2}$ "-13	490	(2.18)	110	(12.4)	3.0	(1.36)
BFVHHCS $\frac{1}{2}$ x $2\frac{1}{2}$	$\frac{1}{2}$ "-13	490	(2.18)	110	(12.4)	3.7	(1.68)
BFVHHCS $\frac{1}{2}$ x 3	$\frac{1}{2}$ "-13	490	(2.18)	110	(12.4)	4.5	(2.04)

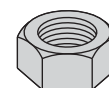


BFVHN

Hex Nuts

- $\frac{3}{4}$ " & 1" sizes are available. Contact inside sales for details
- Material: Glass Reinforced Polyurethane

Part No.	Thread Size	Nut Thickness		Wt./C	
		in.	mm	Lbs.	kg
BFVHN $\frac{5}{16}$	$\frac{5}{16}$ "-18	$\frac{17}{64}$	(6.7)	.2	(.09)
BFVHN $\frac{3}{8}$	$\frac{3}{8}$ "-16	$\frac{21}{64}$	(8.3)	.3	(.13)
BFVHN $\frac{1}{2}$	$\frac{1}{2}$ "-13	$\frac{7}{16}$	(11.1)	.7	(.32)
BFVHN $\frac{5}{8}$	$\frac{5}{8}$ "-11	$\frac{35}{64}$	(13.9)	1.4	(.63)



Reference page 183 for general fitting specifications.