




BEST CHOICE
PRODUCTS



INSTRUCTION MANUAL

3-Piece Kids Beginner Drum Set

SKY1255 + SKY1256 + SKY1257 + SKY9203 + SKY9204
SKY9205 + SKY9413 + SKY10878

! NOTICE

- Do not stand on or use any part of this product as a step ladder.
- Firmly secure all bolts, screws and knobs before use.
- Reconfirm that all bolts, screws, and knobs are secure every 90 days.
- Do not use or store this item in the proximity of open flame or flammable/combustible chemicals.
- Be aware that some parts are heavy and have sharp edges
- If any parts are missing, broken, damaged, or worn, stop using this item until repairs are made and/or factory replacement parts are installed.
- Do not use this item in a way inconsistent with the manufacturer's instructions as this could void the product warranty.
- This product is intended for residential use only.

TOOLS REQUIRED



DRUM KEY
(PROVIDED)



1 PERSON
ASSEMBLY



3 YEARS
OLD AND UP



UP TO 45 MIN.
ASSEMBLY

HARDWARE

1

245mm
TENSION ROD



4 PCS

2

WINGNUT

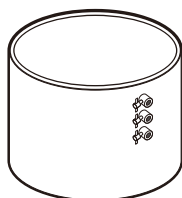


4 PCS

PARTS

A

BASS SHELL



1 PC

B

SMALL TOM DRUM



1 PC

C

LARGE TOM DRUM



1 PC

PARTS

D

BASS RIM



2 PCS

E

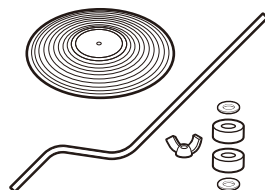
BASS SKIN



2 PCS

F

CYMBAL



1 SET

G

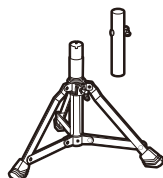
SEAT



1 PC

H

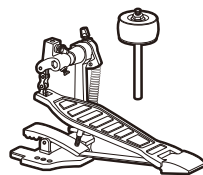
SEAT LEGS



1 SET

I

PEDAL



1 SET

J


ARM



2 PCS

K

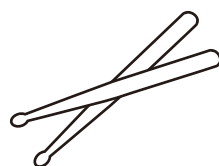
BASS LEG



2 PCS

L

DRUMSTICKS



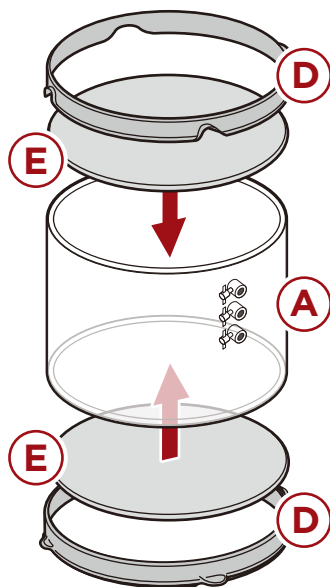
1 SET

PRODUCT ASSEMBLY

1

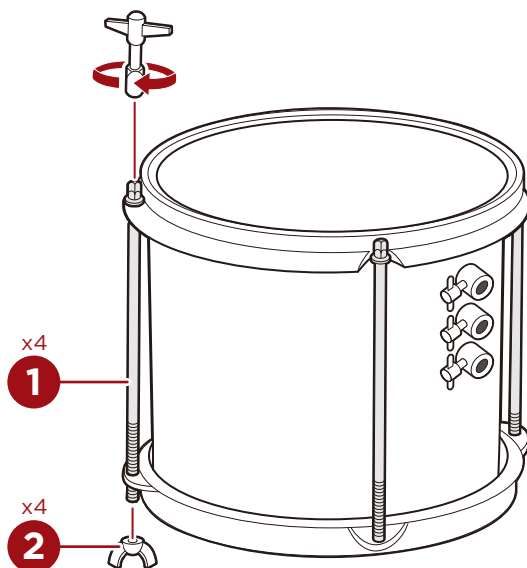
Place two **part E** bass skins and two **part D** bass rims on the **part A** bass shell.

NOTE: For **SKY10878** only, black bass skin is on the outside.



2


Attach the bass rims/skins with four **part 1** tension rods and four **part 2** wingnuts.



PRODUCT ASSEMBLY

3

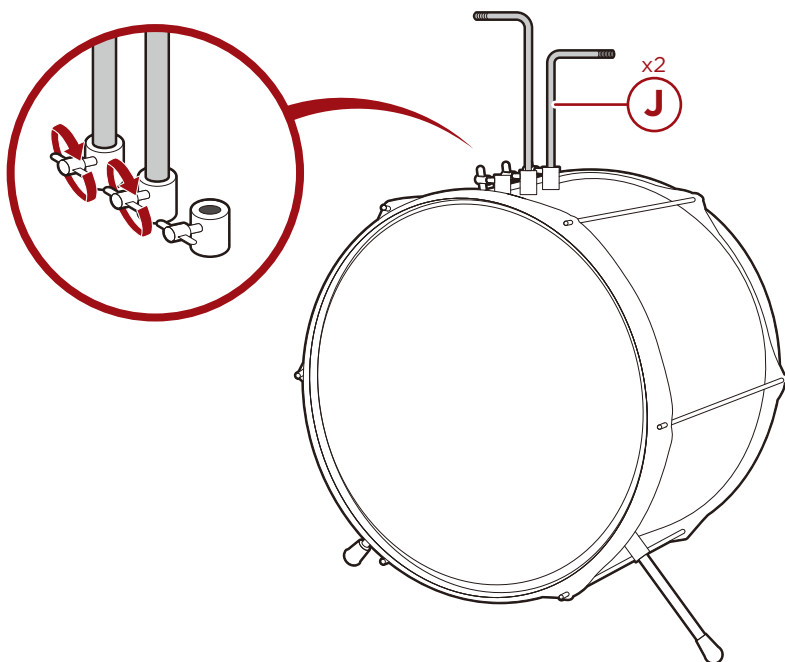
Insert two **part K bass legs** into the bass drum. Tighten the wingnuts to secure the legs.



4

Stand the bass drum up on its legs. Insert two **part J arms** into the top of the bass drum. Tighten the wingnuts to secure the arms.

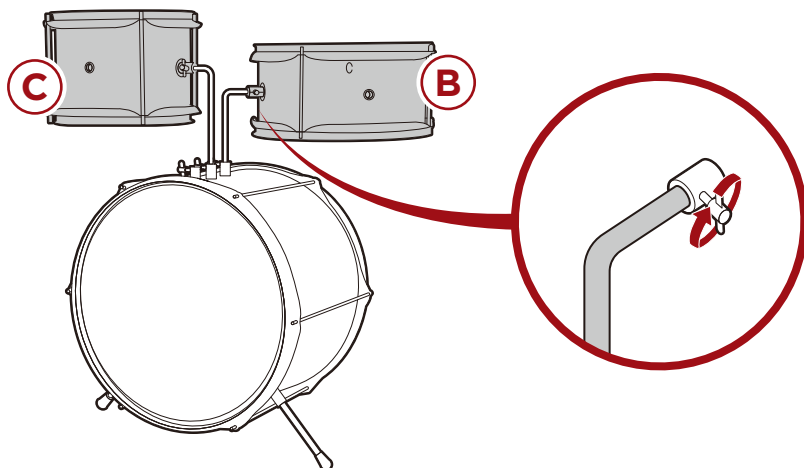
NOTE: Make sure the arms face opposite directions.



PRODUCT ASSEMBLY

5

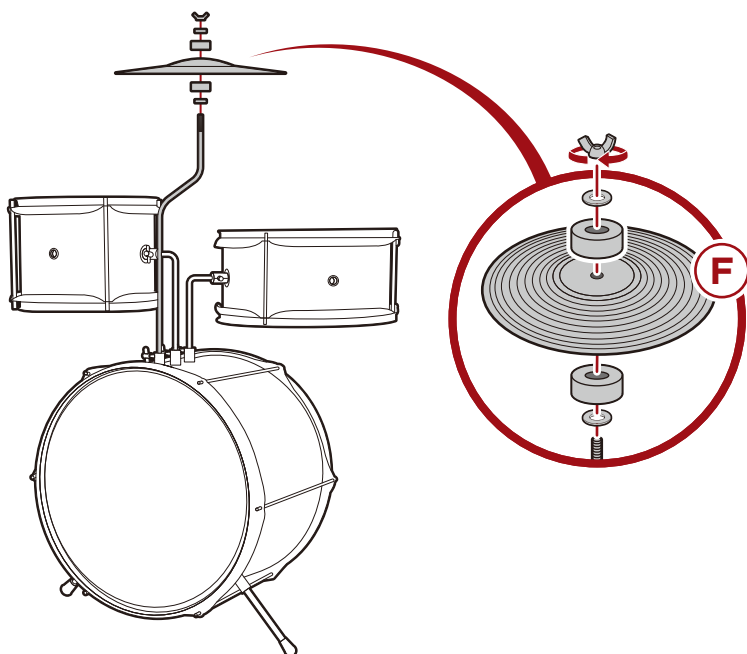
Insert the **part B small tom** and **part C large tom** onto the arms. Tighten the wingnuts to secure the drums.



6

Insert the stand from the **part F cymbal set** into the designated slot. Tighten the wingnut to secure the stand.

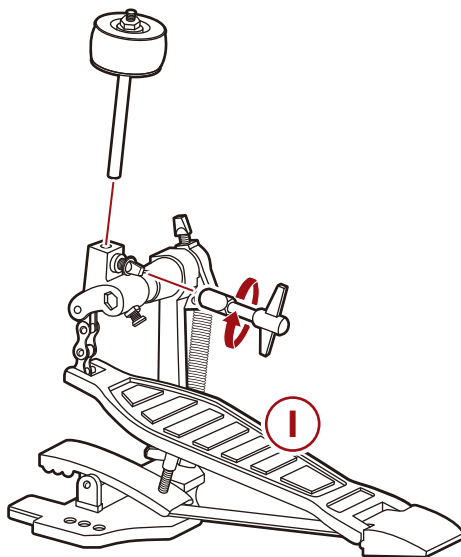
Remove the wingnut, washer, and top pad from the stand, place the cymbal, then replace the top pad, washer, and wingnut.



PRODUCT ASSEMBLY

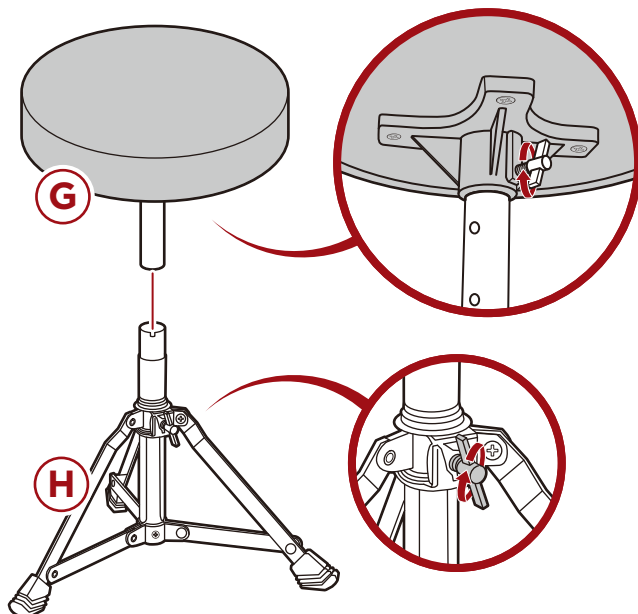
7

Assemble the **part I pedal**.



8

Place the **part G seat** on the **part H seat legs**. Tighten the wingnuts to secure the seat.





HELP CENTER



Question about your product? We're here to help. Visit us at:

help.bestchoiceproducts.com



Chat Support



Product Inquiry



Orders FAQ



Product Assembly



Returns & Refunds

PRODUCT WARRANTY INFORMATION

All items can be returned for any reason within 60 days of the receipt and will receive a full refund as long as the item is returned in its original product packaging and all accessories from its original shipment are included. All returned items will receive a full refund back to the original payment method. All returned items will not be charged a re-stocking fee.

All returned items require an RA (Return Authorization) number, which can only be provided by a Best Choice Products Customer Service Representative when the return request is submitted. Items received without an RA may not be accepted or may increase your return processing time. Once an item has been received by Best Choice Products, refunds or replacements will be processed within 5 business days.

All returns must be shipped back to the Best Choice Products Return Center at the customer's expense. If the reason for return is a result of an error by Best Choice Products then Best Choice Products will provide a pre-paid shipping label via email. Boxes for return shipping will not be provided by Best Choice Products, and is the customer's responsibility to either use the original shipping boxes or purchase new boxes.

Pictures may be required for some returns to ensure an item is not damaged prior to its return. Items returned are not considered undamaged until they are received by Best Choice Products and verified as such. All damages to items are the customer's responsibility until the item has been received by and acknowledge by Best Choice Products as undamaged.

© Best Choice Products, Inc. All rights reserved. Distributed by Best Choice Products, Inc. Newport Beach, CA 92660



WARNING

Manufacturer and seller expressly disclaim any and all liability for personal injury, property damage or loss, whether direct, indirect, or incidental, resulting from the incorrect attachment, improper use, inadequate maintenance, unapproved modification, or neglect of this product.