

FONDAMENTA™
COLORBODY™ PORCELAIN

MARAZZI®
DARE TO BE BOLD™

CONCRETE LOOK



FONDATA™

Focus and functionality are achieved with Fonda™. Scandi design is known for clean lines without sacrificing style. A seamless look can be reached with a range of five monochromatic shades and large format sizes of 24 x 24 and 24 x 48, also accompanied by a 12 x 24 size. Enhance or spark visual interest to a minimalist design with the complimenting 24 x 24 geometric deco, available in two shades and one graphic. Create a Nordic feel or a modern oasis with Fonda™.



COVER PHOTO: GREY DECO AND ASH GREY
ABOVE PHOTO: ASH LIGHT

CONCRETE LOOK

FINISHES: MATTE




CONCRETE LOOK

NOT APPLICABLE FOR ALL PRODUCTS IN THIS SERIES. SEE CHARTS FOR FULL PRODUCT DETAILS.


FLOOR TILE



FM60 Ash Light




FM61 Light Grey



FM62 Grey



FM63 Dark Grey



FM64 Ash Grey

DECORATIVE ACCENTS



FM65 Grey Deco



FM66 Dark Grey Deco



STAINPROOF



DENTPROOF



SCRATCH-RESISTANT



FIRE-RESISTANT



SIMPLICLEAN™

VISIT [MARAZZITILE.COM/WHYTILE](https://marazzitile.com/whytile) FOR A COMPLETE LIST OF QUALIFICATIONS AND EXCLUSIONS.



LEARN MORE

FINISHES: MATTE



CONCRETE LOOK

NOT APPLICABLE FOR ALL PRODUCTS IN THIS SERIES. SEE CHARTS FOR FULL PRODUCT DETAILS.

SIZES

			Thickness	Sq. Ft./ Carton	Pieces/ Carton
	24 x 48 Floor Tile	23-5/8" x 47" (60.00 cm x 119.50 cm)	7/16"	15.44	2
	24 x 24 Floor Tile	23-5/8" x 23-5/8" (60.00 cm x 60.00 cm)	7/16"	11.60	3
	24 x 24 Deco Floor Tile	23-5/8" x 23-5/8" (60.00 cm x 60.00 cm)	7/16"	11.60	3
	12 x 24 Floor Tile	11-13/16 x 23-5/8" (30.00 cm x 60.00 cm)	7/16"	15.50	8

TRIM

Description	Number	Size	Shape
Floor Bullnose	S44F9	4 x 24	

APPLICATIONS

	Target DCOF wet	Suitable
Dry & Level - Interior Floor	N/A	■
Wet & Level - Interior Floor	≥ 0.42	■
Shower Floors (Residential or Light Commercial)	≥ 0.42	
Exterior Floor Applications (including patios, pool decking & other wet areas with minimal footwear)	≥ 0.60	
Ramps & Inclines	≥ 0.65	
Walls/Backsplashes	N/A	■
Countertops	N/A	■
Pool Linings	N/A	

A DCOF value of ≥0.42 is the standard for tiles specified for level interior spaces expected to be walked upon when wet, as stated in ANSI A137.1-A326.3. For more information about DCOF and the DCOF AcuTest™, visit marazzitile.com/DCOF.

APPLICATION NOTES:

Suitable for exterior applications (provided it is noted as suitable in the applications chart above) in freezing and non-freezing climates, when proper installation methods are followed.

INSTALLATION

Grout Joint Recommendation	Shade Variation
Floor Tile: 1/8" (3/16" when multiple sizes are installed in a modular pattern, and/or when installing tile with a length 15" or greater in a staggered brick-joint pattern; overlap should not exceed 33%.)	Medium Variation

PERFORMANCE CHARACTERISTICS

	ASTM#	Floor/Mosaic Result
Water Absorption	C373	< 0.5%
Breaking Strength	C648	> 275 lbs
Scratch Hardness	MOHS	8.0
Chemical Resistance	C650	Resistant

For additional information on test results, visit us at: marazzitile.com/information/TestResults.

DURABILITY

Floor Surface Wear Resistance

1	Residential Bathrooms	3	All Residential / Light Commercial
2	All Residential Areas	④	All Residential / Commercial

NOTES

Since there are variations in all fired ceramic and natural products, tile and trim supplied for your particular installation may not match samples. Final confirmation should be made from actual tiles and trim prior to installation. Manufactured in accordance with ANSI A137.1 standards.

Not for use on ramps. Water, oil, grease, improper drainage and certain footwear can create slippery conditions. Floor applications expected to be exposed to these conditions require extra caution in product selection.

For additional information refer to "Factors to Consider" at: marazzitile.com/Factors.

Random visuals enhance the natural beauty of this product. To achieve optimal results, all tile should be selected from multiple cartons and shading and graphic arrangement planned prior to installation.

Special consideration needs to be given when installing tiles greater than 15 inches. Please refer to marazzitile.com/LargeTiles for more information.

Special care should be taken when grouting with dark pigmented colors. A grout release is recommended to prevent finely powdered pigments from lodging in the pores of the surface. Use of a latex modified thin-set is recommended for installation.

FEATURES

