



oceanside
GLASS & TILE



CASA

Smooth Edge, Double Pressed, Cast Glass, Dimensional Field Tile

FIELD TILES

The Casa California Collection is a large format, 4" modulating tile. The flat field and dimensional field are sold by the piece.




2 x 2
2" x 2" (50 x 50mm)
Shown in Platinum Iridescent



2 x 4
2" x 4" (50 x 102mm)
Shown in Platinum Iridescent



4 x 4
4" x 4" (102 x 102mm)
Shown in Platinum Iridescent



4 x 8*
4" x 8" (102 x 203mm)
Shown in Pewter Iridescent

NOTE

4" x 8" (102 x 203mm) field size is available in select colors as noted with an asterisk (*) on pages 40 to 43.




***2 x 8**
1 7/8" x 7 7/8" (48 x 200mm)
Shown in Platinum Iridescent

In Stock



Intro
1 7/8" x 7 7/8" (48 x 200mm)
Shown in Platinum Iridescent

In Stock



Outro
1 7/8" x 7 7/8" (48 x 200mm)
Shown in Platinum Iridescent

In Stock



4" Flat Hexagon
3 7/8" x 3 7/8" (98 x 98mm)
Shown in Platinum Iridescent



4" Framework
3 7/8" x 3 7/8" (98 x 98mm)
Shown in Platinum Iridescent




4" Trillion
3 7/8" x 3 7/8" (98 x 98mm)
Shown in Platinum Iridescent

In Stock

*All Sizes are Nominal

DIMENSIONAL FIELD TILES

Dimensional field sizes can be arranged into various patterns to create a unique and beautiful space. Be inspired by the inherent movement and texture that these pieces have to offer.




Syncopation
4"x 4" (102 x 102mm)
Shown in Platinum Iridescent



Blink
4 1/4"x 7 3/8" (108 x 187mm)
Shown in Platinum Iridescent



Shown in Oxygen Iridescent



Shown in Platinum Iridescent



Shown in Pewter Iridescent



All patterns shown in the sultry blend which consists of Shadow Irid, Shadow Matte, Platinum Irid, Platinum Matte.

Blend colors are just shown in one for easy viewing - all colors and blends are available

*All Sizes are Nominal

TRIM

Shown in Platinum Iridescent.



8" Quarter Round
1 1/4" x 8" (32 x 203mm)



8" Cove
1 1/4" x 8" (32 x 203mm)

LINER

Casa California liner is sold by the piece. Shown in Platinum Iridescent.



Traverse
7/8" x 7 7/8" (22 x 200mm)

In
Stock

In
Stock

This item or a similar color blend offered in stock within this pattern.
Please check with your Oceanside Sales Team for specifics and availability.

Trim not available in Textura
*All Sizes are Nominal


COLOR PALETTE

IRIDESCENT



White #001*

NON-IRIDESCENT



#101*


MATTE



#301*



Dove #045*



#145*



#345*



Oxygen #007



#107



#307



Clear #000



#100




#300



Infinite #055



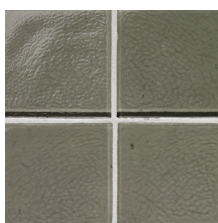
#155



#355



Platinum #046



#146



#346

COLOR PALETTE

IRIDESCENT



Sandbar #057




Silk #044




Cane #006



Harvest #008



Equator #037



Tahoe #028

NON-IRIDESCENT



#157



#144



#106



#108



#137



#128

MATTE



#357



#344



#306



#308



#337



#328

COLOR PALETTE

IRIDESCENT

NON-IRIDESCENT

MATTE




Pearl #002*



Moonstone #102*




Moonstone #302*



Nalu #062




#162



#362



Silverlight #056



#156



#356



Fleet Blue #027



#127



#327



Pacific #024




#124




#324



Kai #061



#161



#361

COLOR PALETTE

IRIDESCENT

NON-IRIDESCENT


MATTE



Tide #035



#135




#335




Tropical Reef #042



#142




#342



Aqua #025




#125




#325




Bondi #032



#132




#332



Cobalt #029




#129




#329



Sapphire #030*




#130*



#330*


COLOR PALETTE

IRIDESCENT




Red #077

NON-IRIDESCENT



#777


MATTE



#377




Shadow #051




#151




#351



Pewter #047*




Black #150*




Black #350*


IRIDESCENT ONLY COLORS




Sandstone #005*



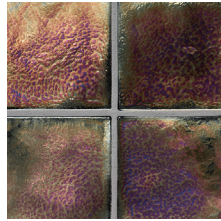
Rainbow #049*




Tourmaline #926*



Bronze #048*



Incense #957*



Peacock #059*




Satin #043

In Stock

Four pieces in three colors



Oxygen Irid



Platinum Irid



Satin Irid



2" x 8" Intro Field Tile

S120620 Oxygen Irid
S122417 Platinum Irid
S120621 Satin Irid



2" x 8" Outro Field Tile

S120612 Oxygen Irid
S122495 Platinum Irid
S120613 Satin Irid



2" x 8" Flat Field Tile

S121727 Oxygen Irid
S121735 Platinum Irid
S120629 Satin Irid



Traverse Liner

S12689 Oxygen Irid
S83092 Platinum Irid
S120530 Satin Irid



Casa 4" Trillion Hexagon
Satin Irid
S125968

Oceancare, an innovative line of sealing and maintenance products for tile and natural stone. Developed by Oceanside Glasstile using cutting-edge chemical technology, Oceancare products are highly effective, easy to use and environmentally friendly.

PROTECT

HIGH PERFORMANCE PENETRATING SEALER

Hybrid Carrier Technology®



Through the discovery of a revolutionary water/solvent blending process, High Performance Penetrating Sealer offers the convenience and safety of a water-based formula combined with the ease of use and performance of a solvent-based formula. Hybrid Carrier Technology® is an evolutionary leap in sealer development.

Penetrates and protects grout, natural stone and other porous masonry materials. Forms an invisible, no-sheen barrier that is resistant to water and oil and provides superior stain protection. Low residue formula is specifically designed to be easier and faster to apply than traditional penetrating sealers. May be applied to dry, damp, cured or uncured grout or natural stone (seriously... immediately after grouting!).

HIGH PERFORMANCE ENHANCING SEALER

Hybrid Carrier Technology®



A low VOC, all-in-one color enhancer and penetrating sealer for both interior and exterior applications. Intensifies and enriches the color of natural stone, grout, concrete and other porous masonry materials. Forms a barrier that is resistant to water and oil and provides superior stain protection.

GLASS & TILE SHIELD



An invisible, non-toxic, easy to apply surface protectant that inhibits the bond of calcium and other mineral deposits. Protected surfaces are easier to maintain and most deposits are removed with light brushing or scrubbing. This eliminates the need for abrasive or acidic cleaners and keeps your surfaces looking new, longer. Use on a variety of hard surfaces including ceramic tile, porcelain tile, glass tile, natural stone, windows, shower doors, metal fixtures, mirrors, tubs and sinks. Excellent for pools, ponds and rock water features. Dried product is safe for aquariums and marine life.

Most people don't think about the chemicals under their sink. However, many common household cleaners contain toxic components that pollute our air and water as well as pose health risks to our families. At Oceancare we believe maintenance products should do more than clean or prevent stains. They should provide your family with a clean, safe, and healthy home while protecting our environment.

With our low voc sealers and all natural, non-toxic, biodegradable cleaners, Oceancare products combine industry-leading performance with the ultimate peace of mind.

MAINTAIN

pH NEUTRAL TILE & STONE CLEANER



A non-toxic, biodegradable, all-purpose, no-rinse cleaner designed for daily use on almost any hard surface. Cleans glass, porcelain, ceramic and natural stone tile, grout, agglomerate & stone countertops, bathtubs, sinks and fixtures.

Also available in concentrate formula; when diluted with water, one quart of concentrate will make up to 96 gallons of cleaning solution.

ALL PURPOSE CLEANER & DEGREASER



A 100% natural, plant-derived, citrus-based alkaline cleaner that quickly cuts through heavy grease and oil. This ultimate kitchen & bath cleaner cleans glass, porcelain, ceramic and natural stone tile, grout, agglomerate & stone countertops, cooktops, stainless steel, appliances, tubs, showers and metal fixtures. Soap-free formula also removes oil and stains from carpet, upholstery and fabric as well as grime from pool waterlines.

CLEAN & SEAL



An all-natural, biodegradable, powerful everyday cleaner, fortified with the sealing protection of Ocean Care High Performance Penetrating Sealer. When used for regular cleaning, this product rejuvenates existing sealer and maintains stain protection at optimal levels. Designed for use with stone countertops, natural-stone, ceramic, porcelain, glass tile and grout.

RENEW

GROUT HAZE REMOVER



A biodegradable, non-toxic, acid-free cleaner that removes cement-based grout haze and deep cleans heavily soiled cement-based grouts. Through the use of advanced acid-mimic technology, this product works like an acid-based cleaner but is safer for the user, environment and colored grouts. Use undiluted for heavy-duty cleaning or dilute with water and make over 2 gallons of cleaning solution. Designed for use with ceramic, porcelain, glass tile and cement-based grouts.

CALCIUM RELEASER



A non-toxic, acid free cleaner that removes calcium deposits and efflorescence from pool tile, shower doors and plumbing fixtures. Calcium deposits are removed through the use of advanced acid-mimic technology which targets mineral deposits without acid damage to glass, porcelain and ceramic tile surfaces or most metal finishes.

INTENSIVE STONE CLEANER Concentrate



A concentrated, acid-free, non-toxic, biodegradable, intensive cleaner designed for periodic use on natural stone surfaces. Cuts through years worth of heavy soil to restore natural stone surfaces to their original beauty. Use at maximum strength (1:4) for heavy-duty cleaning or make over 7 gallons of cleaning solution (1:30).

RECOMMENDED APPLICATIONS + TEST RESULTS

	RECOMMENDED APPLICATIONS																	
	LOCATION		WALLS		SHOWERS		STEAM SHOWERS		COUNTERTOPS		SUBMERGED		FLOORS		FLOOR USAGE LEVEL			
		Interior	Exterior	Walls	Floors	Walls	Floors	Powder Room	Kitchen	Pools & Spas	Water Features	Interior	Exterior	Light Residential	Residential	Heavy Residential	Light Commercial	
Mounted Tile	DEVOTION ³																	
	Mosaic (Mounted)	●	●	●		●												
	Field Tile (Unmounted)	●		●		●												
	ZOETIC																	
	All	●	●	●		●				●	●							
	MUSE																	
	Iridescent	●	●	●	●	●	●	●	●	●	●	●	●	●	●	●	●	
	Non-Iridescent	●	●	●		●		●		●	●							
	Matte	●	●	●	●	●	●	●	●	●	●	●	●	●	●	●	●	●
	Textura	●	●	●	●	●	●	●	●	●	●	●	●	●	●	●	●	●
Unmounted Tile	TESSERA ¹																	
	Iridescent	●	●	●	●	●	●	●	●	●	●	●	●	●	●	●	●	
	Non-Iridescent	●	●	●		●		●		●	●							
	Matte	●	●	●	●	●	●	●	●	●	●	●	●	●	●	●	●	●
	CASA ²																	
	Iridescent	●	●	●	●	●	●	●	●	●	●	●	●	●	●	●	●	
	Non-Iridescent	●	●	●		●		●		●	●							
	Matte	●	●	●	●	●	●	●	●	●	●	●	●	●	●	●	●	●
	ELEVATIONS ²																	
	Iridescent	●	●	●	●	●	●	●	●	●	●	●	●	●	●	●	●	
Non-Iridescent	●	●	●		●		●		●	●								
Matte	●	●	●	●	●	●	●	●	●	●	●	●	●	●	●	●	●	

¹ Tessera is manufactured with an artisan edge; each tile will vary in shape and size and may exhibit some slight edge chipping.

It is recommended that the purchaser review an installed and grouted sample board, prior to purchase, to determine the tile's suitability for the intended application.

² Tiles with any edge longer than 5" or trim tile with any edge longer than 2.5" are not recommended for shower floors or submerged applications.

³ The following Devotion colors are NOT recommended for exterior applications: Gold, Silver Leaf, Lustre, Gilt, Heirloom, Nocturne, Astral and Helios. The following Devotion colors are NOT recommended for showers or steam showers: Gold, Silver Leaf.

In general, Oceanside Glass & Tile only recommends opaque tile in steam showers. However, in some instances, translucent tile may be used when installed with specific installation materials. For additional information, contact Oceanside Glass & Tile Installation Support at techsupport@glasstile.com or 877-648-8222.

FIREPLACES: All Oceanside Glass & Tile products are recommended for use on fireplace surrounds (wall tile) and/or hearth (floor tile only) applications. Oceanside Glass & Tile products are NOT recommended for use inside fireboxes.

SALT WATER POOLS: All Oceanside Glass & Tile products recommended for use in pools (see chart above) are not adversely affected by exposure to salt water and are recommended for use in both fresh water and salt water pools.

Light Residential	Residential flooring areas subject to soft-soled footwear or normal footwear traffic without heavy dirt. Some examples would be: interior rooms such as bathrooms and bedrooms without exterior access.
Residential	Residential flooring areas that are subject to soft-soled footwear or normal footwear traffic with small amounts of abrasive soil. Some examples would be: living or dining rooms.
Heavy Residential	Residential flooring areas that are subject to normal footwear traffic with occasional amounts of abrasive soil. Some examples would be: halls, kitchens and corridors.
Light Commercial	Non-industrial, commercial flooring areas that are subject to normal footwear traffic (less than 50 people per hour) with occasional amounts of abrasive soil. Some examples would be: boutique showrooms and corporate office spaces.

TEST RESULTS									
TEST	ANSI A326.3	C648	A137.2-7.8	ISO 10545-4		C424	C650	C373	C1026
Collections	Dynamic Coefficient of Friction	Breaking Strength*	Comprehensive Strength**	Breaking Strength	Modulus of Rupture	Crazing Resistance	Chemical Resistance	Water Absorbtion	Freeze-Thaw Resistance
MUSE									
Irid	<.42	≥ 350 lbf	≥ 2500 psi	N/A	N/A	No Effect 1 cycle @ 150 psi	No Effect	<.5%, Impervious	Pass
Non-Irid	<.42								
Matte	>.42								
Textura	>.42								
TESSERA									
Irid	<.42	≥ 350 lbf	≥ 2500 psi	N/A	N/A	No Effect 1 cycle @ 150 psi	No Effect	<.5%, Impervious	Pass
Non-Irid	<.42								
Matte	>.42								
CASA & ELEVATIONS									
Irid	<.42	N/A	N/A	≥ 1500 N	≥ 35 N/mm2	No Effect 1 cycle @ 150 psi	No Effect	<.5%, Impervious	Pass
Non-Irid	<.42								
Matte	>.42								

Dynamic Coefficient of Friction Statement

Tiles with Dynamic Coefficient of Friction (DCOF) values less than .42 are not recommended for use on level, interior spaces expected to be walked upon when wet. If such tiles are used as a walking surface where water, ice, oil, grease and/or other substances are present, such a condition could cause a reduction in foot traction and become unexpectedly slippery, resulting in a fall and personal injury. However, this criteria does not apply to shower floors. The suitability of a tile for use on shower floors will be impacted by the format size of the tile, the size and frequency of the grout joints, a lack of footwear during showering and the expectation that the walking surface is wet. Due to the increase in drainage and reduction in the potential to hydroplane provided by a higher number of grout joints and an increase in traction of a bare foot, tiles that are 2" x 2" or smaller, that test below .42 DCOF, may be suitable for use on shower floors. Contact Oceanside Glass & Tile Installation Support for specific tile usage recommendations. See ANSI A326.3 American National Standard Test Method For Measuring Dynamic Coefficient of Friction of Hard Surface Flooring Materials, available at www.tcnatile.com, for additional information.

* Test is only performed on glass tile and does not include test results for glass tile with any one side which is less than 1".

For questions regarding the recommended use and/or installation of Oceanside Glass & Tile products, contact Installation Support at www.techsupport@glasstile.com or 877-648-8222.

