






HEKMAN®

X A HOWARD MILLER COMPANY

23560 DRESSER 23569 MIRROR

Hardware List

A	B	C	D	
ALLEN BOLT M6 X 50 (8 PCS.)	FLAT W. M6 8 PCS.	SPRING W. M6 8 PCS.	ALLEN KEY M4 FOR ALLEN BOLT 1 PC.	
				

Assembly Instruction

STEP 1.

ALIGN AND HAND TIGHTEN MIRROR SUPPORT TO BACK OF DRESSER USING BOLT, SPING WASHER AND FLAT WASHER.
PLACE MIRROR ON TOP OF DRESSER AND ALIGN WITH SUPPORT HAND TIGHTEN TO MIRROR SUPPORT USING A BOLT, SPING WASHER AND FLAT WASHER.
TIGHTEN ALL BOLTS WITH ALLEN WRENCH.

