

# alula™ RE930R LTE M1 Expansion Card

Connect+™ Encrypted



**RE930R LTE M1 Expansion Card** is a cellular device that provides network connectivity to the panel. It can be used as either the primary or backup connection method.

## Features

- Connects panel to the cellular network
- Provides primary or backup network connection
- 5-year warranty


## Installation

1. Set up an account with your interactive services provider.
2. Install the communicator into the panel using the steps below:

- Disarm and then power down the panel.
- Plug the expansion card into Slot 1 of the panel.
- Place Antenna 1 as shown at the bottom of the panel.
- Power up the panel.
- Installation is complete.



Expansion Card



Antenna 1

**Events are reported** to both the monitoring receiver and the interactive server. All events use **Contact ID** reporting codes.

### Events Reported by Default:

- Alarm
- Alarm Cancel
- Opening
- Closing
- System Low Battery
- System Low Battery Restore
- AC Power Fail
- AC Power Restore


**Interactive control and viewing** of the system can be done through the interactive services platform.

*Verify proper installation and operation using the panel's installation manual.*

**Reset the expansion card** by pressing the factory default switch until the expansion card's LEDs flash once (roughly 5 seconds). This is normally never required.

**Factory default the expansion card** by pressing the factory default switch until the expansion card's LEDs flash twice (roughly 10 seconds). This is normally never required.

**Cellular LED Indicators** are used to show the state of the expansion card. The CS and Platform LEDs are not used.




Factory Default Switch

LED	Indication
Power (Green)	<b>ON and Flashing off once every second</b> - Powered and running
Cellular (Red)	<b>ON</b> - Registered with the local cellular network

Cellular LED Indicators

**Signal Strength** can be determined using the signal bar LEDs.

Signal Bar	Cellular Signal Strength
0	<b>Bad (0 to 14)</b>
1	<b>Marginal (15 to 19)</b>
2	<b>Acceptable (20 to 24)</b>
3	<b>Good (25 to 30)</b>
4	<b>Best (30+)</b>



Signal Bar LEDs

**Troubleshooting Cellular Expansion Card Problems:**

- Ensure antenna connectors are securely snapped into the circuit board
- Reposition the panel (move or rotate)
- Move the panel higher in the building
- Move the panel away from metal objects (appliances, ducts)
- Move the panel closer to a window
- Move to a higher performance cellular antenna

## Antenna Options

### **Internal antenna - RE038**

- Good performance
- Compact solution



### **Wall drop antenna - RE036-0 (1-foot cable) and RE036 (10-foot cable)**

- Better performance
- Antenna can be hidden in the wall or mounted in a better location
- In this configuration, connect the wall drop antenna to the **Antenna 1** port, as shown below.



### **Side mount antenna - RE046**

- Best performance
- Offers optimal cellular performance
- In this configuration, connect the side mount antenna to the **Antenna 1** port, as shown below.



### **Other cellular antenna options**

- Nearson T6155AM-LTE-S
- Taoglas TG.30.8113
- Laird DBA6927C1-FSMAM

## Specifications

Physical	
Dimensions	4.1 x 1.9 x 0.8 inches (10.4 x 4.8 x 2.0 centimeters)
Weight	1.1 ounces (31.2 grams)
Current Draw	200mA (Nominal)
Environmental	
Operating Temperature	32°F to 120°F (0°C to 48.8°C)
Maximum Humidity	85% non-condensing relative humidity
Certification	
RE930RPA	FCC, AT&T™
RE930RPV	FCC, Verizon™

*Specifications subject to change without notice*

### WARRANTY

Alula will replace non-portable products that are defective in their first five (5) years and portable products that are defective in their first two (2) years.

### IC NOTICE

This device complies with Industry Canada license-exempt RSS standard(s). Operation is subject to the following two conditions:

- (1) This device may not cause interference, and
- (2) This device must accept any interference, including interference that may cause undesired operation of the device.

Le présent appareil est conforme aux cnr d'Industrie Canada applicables aux appareils radio exempts de licence. L'exploitation est autorisée aux deux conditions suivantes:

- (1) L'appareil ne doit pas produire de brouillage, et
- (2) L'utilisateur de l'appareil doit accepter tout brouillage radioélectrique subi, même si le brouillage est susceptible d'en compromettre le fonctionnement.

IC: 8310A-RE930RPA, 8310A-RE930RPV

### FCC NOTICE

This device complies with Part 15 of the FCC rules. Operation is subject to the following two conditions:

- (1) This device may not cause harmful interference.
- (2) This device must accept any interference that may be received, including interference that may cause undesired operation.

Changes or modifications not expressly approved by Alula could void the user's authority to operate this equipment.

RF Exposure: To satisfy FCC RF Exposure requirements for mobile and base station transmission devices, a separation distance of 20cm or more should be maintained between the antenna of this device and persons during operation. To ensure compliance, operation at closer than this distance is not recommended.

FCC ID: XMR201707BG96

### TRADEMARKS

Alula and Connect+ are trademarks owned by Alula Holdings, LLC. Verizon is a trademark of Verizon Trademark Services LLC. AT&T is a trademark of AT&T Intellectual Property II, L.P.