
































**FEATURES**

- LED Illuminated
- Standard 2-Wire Button Installation
- Can be used with all Craftmade Chimes & Most Other Low Voltage Chime Installations

**FINISHES**

 AB - ANTIQUE BRASS	 AI - AGED IRON
 AN - ANTIQUE NICKEL	 AP - ANTIQUE PEWTER
 AZ - ANTIQUE BRONZE	 B - BLACK
 BB - BURNISHED BRASS	 BNK - BRUSHED POLISHED NICKEL
 BZ - BRONZE	 ESP - ESPRESSO
 FB - FLAT BLACK	 OBG - OILED BRONZE GILDED
 PT & PW - PEWTER	 RB - RUSTIC BRICK
 SB - SATIN BRASS	 W - WHITE
 WB - WEATHERED BLACK	

 <p>LED Push Button <b>PB5017-FB</b></p> <p>W 3" H 3" D 0.63" Recessed Mount 0.2 Watt LED</p> <p><b>DAMP RATED</b> Finishes Available: ESP, FB, &amp; PT</p>	 <p>LED Push Button <b>PB5016-ESP</b></p> <p>W 3" H 3" D 0.63" Recessed Mount 0.2 Watt LED</p> <p><b>DAMP RATED</b> Finishes Available: ESP, FB, &amp; PT</p>	 <p>LED Push Button <b>PB5015-FBSB</b></p> <p>W 2.36" H 2.36" D 0.55" Surface Mount 0.2 Watt LED</p> <p><b>DAMP RATED</b> Finishes Available: BNK, BZ, &amp; FBSB</p>
 <p>LED Push Button <b>PB5014-BZ</b></p> <p>W 0.71" H 4.37" D 0.62" Surface Mount 0.2 Watt LED</p> <p><b>DAMP RATED</b> Finishes Available: AB, AN, &amp; BZ</p>	 <p>LED Push Button <b>PB5013-BZ</b></p> <p>W 1.1" H 3.62" D 0.71" Surface Mount 0.2 Watt LED</p> <p><b>DAMP RATED</b> Finishes Available: AB, AN, &amp; BZ</p>	 <p>LED Push Button <b>PB5012-SB</b></p> <p>W 1.71" H 3.63" D 0.75" Surface Mount 0.2 Watt LED</p> <p><b>DAMP RATED</b> Finishes Available: BNK, FB, SB, &amp; W</p>
 <p>LED Push Button <b>PB5011-BNK</b></p> <p>W 1.24" H 3.66" D 0.75" Surface Mount 0.2 Watt LED</p> <p><b>DAMP RATED</b> Finishes Available: BNK, SB, &amp; W</p>	 <p>LED Push Button <b>PB5010-AI</b></p> <p>W 1.1" H 3.54" D 0.79" Surface Mount 0.2 Watt LED</p> <p><b>DAMP RATED</b> Finishes Available: AI, BNK, &amp; FB</p>	 <p>LED Push Button <b>PB5009-FB</b></p> <p>W 2.6" H 2.6" D 0.98" Surface Mount 0.2 Watt Type</p> <p><b>DAMP RATED</b> Finishes Available: AI, BNK, &amp; FB</p>
 <p>LED Push Button <b>PB5008-FB</b></p> <p>W 1.25" H 2.88" D 0.38" Surface Mount 0.2 Watt LED</p> <p><b>DAMP RATED</b> Finishes Available: AI, BNK, &amp; FB</p>	 <p>LED Push Button <b>PB5007-AP</b></p> <p>W 1.13" H 2.88" D 0.88" Surface Mount 0.2 Watt LED</p> <p><b>DAMP RATED</b> Finishes Available: AP</p>	 <p>LED Push Button <b>PB5005-AZ</b></p> <p>W 1.3" H 3.75" D 0.75" Surface Mount 0.2 Watt LED</p> <p><b>DAMP RATED</b> Finishes Available: AZ &amp; FB</p>



LED Push Button W 0.75" H 3.5" D 0.75"  
**PB5004-FB** Surface Mount  
0.2 Watt LED  
**DAMP RATED** Finishes Available: AZ, BNK, & FB



LED Push Button DIA 2.75" D 0.75"  
**PB5003-BNK** Surface Mount  
0.2 Watt LED  
**DAMP RATED** Finishes Available: BNK, & FB



LED Push Button W 1.13" H 3.4" D 0.75"  
**PB5002-FB** Surface Mount  
0.2 Watt LED  
**DAMP RATED** Finishes Available: FB, & OBG




LED Push Button W 2.13" H 4.38" D 0.75"  
**BSOVL-RB** Surface Mount  
0.2 Watt LED  
**DAMP RATED** Finishes Available: RB



LED Push Button DIA 2.93" D 1"  
**BSMED-AZ** Surface Mount  
0.2 Watt LED  
**DAMP RATED** Finishes Available: AP & AZ



LED Push Button W 0.75" H 4.13" D 0.75"  
**BSCS-BN** Surface Mount  
0.2 Watt LED  
**DAMP RATED** Finishes Available: BN




LED Push Button W 1.13" H 3.9" D 0.75"  
**PB5001-BNK** Surface Mount  
0.2 Watt LED  
**DAMP RATED** Finishes Available: BNK



LED Push Button W 1.25" H 4" D 0.75"  
**PB5000-AZ** Surface Mount  
0.2 Watt LED  
**DAMP RATED** Finishes Available: AZ



LED Push Button W 1.5" H 3.5" D 0.81"  
**PB4043-WB** Surface Mount  
0.2 Watt LED  
**DAMP RATED** Finishes Available: WB



LED Push Button W 0.93" H 3.25" D 0.81"  
**BSCB-B** Surface Mount  
0.2 Watt LED  
**DAMP RATED** Finishes Available: AZ, B, PW, & RB



LED Push Button W 0.93" H 3.25" D 0.81"  
**BSCB-PW** Surface Mount  
0.2 Watt LED  
**DAMP RATED** Finishes Available: AZ, B, PW, & RB



LED Push Button W 0.93" H 3.25" D 0.81"  
**BSCB-AZ** Surface Mount  
0.2 Watt LED  
**DAMP RATED** Finishes Available: AZ, B, PW, & RB



LED Push Button W 1.5" H 3.5" D 0.81"  
**PB4042-AP** Surface Mount  
0.2 Watt LED  
**DAMP RATED** Finishes Available: AP




LED Push Button DIA 2.9" D 1"  
**PB3039-OBG** Surface Mount  
0.2 Watt LED  
**DAMP RATED** Finishes Available: OBG



LED Push Button W 2.63" H 5.25" D 1"  
**PB3037-WB** Surface Mount  
0.2 Watt LED  
**DAMP RATED** Finishes Available: AP, BB, & WB



LED Push Button W 1.81" H 2.88" D 0.63"  
**BS8-BZ** Surface Mount  
0.2 Watt LED  
**DAMP RATED** Finishes Available: BZ



LED Push Button W 0.88" H 2.88" D 0.75"  
**BS6-BZ** Surface Mount  
0.2 Watt LED  
**DAMP RATED** Finishes Available: BZ, FB, & W



LED Push Button W 0.75" H 4.93" D 0.75"  
**BS3-RB** Surface Mount  
0.2 Watt LED  
**DAMP RATED** Finishes Available: PW & RB



LED Push Button W 2" H 7" D 1"  
**PB3035-AZ** Surface Mount  
0.2 Watt LED  
**DAMP RATED** Finishes Available: AZ




LED Push Button W 1.5" H 4.25" D 0.81"  
**PB3034-WB** Surface Mount  
0.2 Watt LED  
**DAMP RATED** Finishes Available: AZ & WB



LED Push Button W 1.38" H 5" D 0.75"  
**BSSO-AZ** Surface Mount  
0.2 Watt LED  
**DAMP RATED** Finishes Available: AZ



LED Push Button W 1.18" H 4.5" D 0.38"  
**BR7-B** Surface Mount  
0.2 Watt LED  
**DAMP RATED** Finishes Available: B



LED Push Button W 1.13" H 2.88" D 0.38"  
**BR2-BZ** Recessed Mount  
0.2 Watt LED  
**DAMP RATED** Finishes Available: BZ & PW



LED Push Button W 1.13" H 2.88" D 0.38"  
**BR2-PW** Recessed Mount  
0.2 Watt LED  
**DAMP RATED** Finishes Available: BZ & PW