

CAT900105

papeo®

AUTOMOTIVE

shop.hillmangroup.ca

**WHEEL PARTS
BODY SHOP FASTENERS
DRAIN PLUGS
BRAKE & FUEL LINES
EXPANSION PLUGS
And more...**

HILLMAN™



At The Hillman Group, we stock a comprehensive range of standard and non-standard fasteners, hardware, fittings, fluid flow components and automotive products under our Hillman, Paulin, Papco, Dominion, and Pro-Tip family of brands. Our range of products are complimented by our ability to source any item in the required size and material for any type of project. Let us help standardize your range of products or create new programs with the help from our dynamic and vibrant organization. For over 100 years, the Paulin® brand has been recognized as an industry leader. Our customers are retailers, original equipment manufacturers, industrial and automotive aftermarket distributors, and plumbing and gas wholesalers.

The Hillman Group has been a customer-first organization that built a loyal customer base centred on trust, dedication and long-lasting relationships. Paulin® being the First In Fasteners, we look forward to being The Right Fastening Choice for you.

Our five strategically situated warehouses in Vancouver, Edmonton, Winnipeg, Toronto and Montreal are conveniently located to provide courteous service to all of our customers.

The items listed in our catalogue are a representation of the products available and stocked in our distribution network. Our availability may not represent all sizes available or certain applications required. Please contact your local Hillman customer service or sales representative for additional product inquiries. Our knowledgeable staff will provide you with information and solutions that are both cost effective and reliable.



TABLE OF CONTENTS

BODY SHOP FASTENERS (PAGES 7-84)

Description	Page
Acorn Nuts	29
Blind Rivets	22-24
Blind Well Nuts	27
Body Bolts - Imperial and Metric	19-21
Bolt Retainers	18
Brass Grommets	25
Bumper Bar Bolts - Imperial and Metric	17-18
Door Hinge Bushings	15
Door Hinge Pins	16
Hole (Button) Plugs	13
Finished Hex Nuts	28
Plastic Rivets	8
Plastic Rivet Setting Tool	9
License Plate Bolts	12
License Plate Screws - Metric	37
Moulding Bolt	9
Nylon License Plate Bolts	13
Window Regulator Rivets	10
Plastic Rivets - Metric	26-27
Plug Buttons	14
"Pushnuts" Fasteners	11
Rivets	26
Tapping Screws - Imperial and Metric	30-36
Teks® Screws (Trim Screws)	43
Thread Cutting Nuts	28
Trim Screws - Imperial and Metric	38-44
Wing Nuts	29
INTERIOR	
Glass Shop Fasteners	46
Hog Ring	49
Interior Retainers	50-56
Trim Fasteners	47-48
Trim Pad Release Panel	49
Weatherstrip Fasteners	49
EXTERIOR	
Anchor Nuts	66
Exterior Retainers	58-63 68-84
Headlamp Bezel Nuts	66
License Plate Bolts	64
Plasti-Rivets	67
Plastic Shield Retainers	65
Screw-In Retainers	64

TABLE OF CONTENTS
BRAKE AND FUEL LINES (PAGES 85-108)

Description	Page
Brake Line Fittings	92 97-98
Brake Line Merchandisers	95
Brake Line Tubing	96
Carburetion Fittings	100
Carburetor & Throttle Return Springs	90
Control Wire Stops	90
Flare Nuts	108
Fuel Sending Repair Lines	107
Fuel Sending Unit Repair Fittings	102
Fuel Sending Unit to Filter Repair Lines	106
Heavy Duty Vernier Control	89
Hydraulic Brake Fittings	96
Hydraulic Grease Fittings	105
Throttle Rod Clips and Retainers	86
Throttle Ball Joints	87
Push-Pull Controls	88-89
Nylon 12 Tubing	100
Nylon Quick Connect Retainer Clips	102
Nylon Tubing Joiners	106
Nylon Tubing to Steel Line Joiner Kits	106
Precision Fittings	99
Quick Connect Nylon Fittings	104
Quick Connect Nylon Fuel Line Fittings	101
Quick Release Connectors	102
Rubber Fuel Hose	101
Sender Hose Line Fittings	101
Special Flare Transmission Repair Lines	104
Steel Adaptor Lines	103
Steel Fuel line Repair Kits	103
Steel Hydraulic Brake Lines - Imperial and Metric	93-94
Threaded Sleeve Fittings (Double Compression)	99
Towed Trailer Brake Tees	100
Universal Pedal Return Springs	91

TABLE OF CONTENTS

DRAIN PLUGS (PAGES 109-126)

Description	Page
Drain and Filler Plugs - Imperial and Metric	112-117
Drain Plug Gaskets - Imperial and Metric	119-125
Duo-Drain [®] Oil Plugs	118
Carded Drain Plugs with Gaskets	118
Magnetic Drain Plugs with Gaskets	118
Oil Drain Plug Repair	126
Pipe Plugs	110-111
Rubber Differential Plug	111

EXPANSION PLUGS (PAGES 127-134)

Description	Page
'E-Z Seal' Expansion Plugs	133
Expansion Plugs - Imperial and Metric	128-132

OTHER (PAGES 135-174)

Description	Page
Anti-Freeze Tester Card	149
Battery Booster Clamp	151
Battery Hold Down Bolts	149
Battery Post and Terminal Cleaner	152
Battery Terminal	152
Battery Terminal Bolt	152
Battery Terminal Protectors	153
Battery Tester	151
Body Shims	170
Cable Straps	144
Cable Tie	141
Caster and Camber Shims	170
Circuit Testers	150
Clevis Yokes	158
Constant Tension Hose Clamps	155
Crimping Tool	149
Engine Studs - Imperial and Metric	159-160
Fuel Injection Hose Clamps	156
Fuse Accessory	141
Hand Riveters - Heavy Blind Riveters	148
Hand Riveters - Medium Blind Riveters	148
Heavy Duty Rubber Stabilizer	139
Insulating PVC Cold Weather Tape	138
Insulating PVC Tape	138
Wiring Terminals	136
Wire Grommets	137
Machinery Bushings	154
Manifold Studs	161
Mechanics' Wire Stove Pipe Wire	140

TABLE OF CONTENTS

OTHER - CONTINUED (PAGES 135-174)

Description	Page
Mirror Mounting 'Jack' Nut	138
Muffler Clamps	155
Nylon Cable Clamps	158
Nylon Pinching Pinch Clamps	156
Panel Nuts	137
Perma-Thread [®] Helically Coiled Inserts - Imperial and Metric	163-165
Perma-Thread [®] Spark Plug Repair Kit	167
Perma-Thread [®] Spark Plug Series	166
'Sealtite' Worm Gear Hose Clamps	157
Nylon Pinching Pinch Clamps	156
'Sealtite' Worm gear Hose Clamps	157
Shaft Collars - Imperial and Metric	143-144
Shim Stock	169
Shrink Tubing	141
Snap Fasteners	140
Snap Rings	171-174
Solid Rubber, Block Tube Stabilizers	139
Spring Centre Bolts with Nuts	142
Taps and Dies	146-147
Test Clip	151
Trim Pad Release Panel	148
Universal Battery Hold Downs	153
Universal O-Rings	162
Universal Tailpipe Bracket	139
Utility Springs	145
Wire Grommets	137
Wiring Terminals	136
Woodruff Keys	168

WHEEL PARTS (PAGES 175-210)

Description	Page
Black Wheel Nuts	176
Wheel Bolts - Imperial and Metric	182-185
Wheel Nuts - Imperial and Metric	177-181
Wheel Studs - Metric	186-188



Automotive
Screws



Interior



Exterior



Brake
System



Fuel
System



Oil Drain Plugs
& Gaskets



Wheel Nuts
& Bolts



Transmission

BODY SHOP FASTENERS

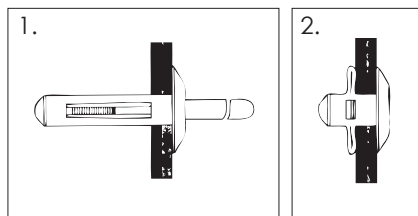
RETAINERS AND CLIPS
SCREWS AND BOLTS
BODY HARDWARE

RIVETS
PLUGS
AND MORE

247
Series

papco PLASTIC RIVETS

PART CLASS #
802BL



Papco Plastic Expansion Rivets are used to fasten panels, fascia strips, inner fenders, grilles, shields etc. Moulded of nylon, the three leg design draws panels tightly together as the mandrel breaks off.

ORDER BY ITEM (PACKAGE) NUMBER

 Product not available in this pack size

Rivet Dia.	Max. Grip	Head Flange Dia.	Drill Size	Approx. Weight (lb) /100 pcs	Clamshell #	Qty	Clamshell #	Qty	Black Box #	Qty	OEM #
5 mm	6 mm	12 mm	7/32	0.280	910-1850	3	—	—	247-300	25	Chrysler: #6500899, GM: #20432975 VW: 175-853-57701C
6.3 mm	10 mm	17 mm	1/4	0.750	910-1860	3	009-307	4	247-301	25	Chrysler: #6500911 Ford: #N803043-S GM: #14063981
6.3 mm	6 mm	17 mm	1/4	0.500	—	—	—	—	247-302	25	GM: #14070914 (White)
6.3 mm	10 mm	13 mm	—	0.750	—	—	009-308	2	247-303	25	Ford: #N803862-S GM: #20452072
6.6 mm	5 mm	17 mm	9/32	0.250	910-1870	3	009-309	2	247-304	25	GM: #20433026 VW: #175-853-577A
6.6 mm	5 mm	13 mm	9/32	0.380	—	—	—	—	247-305	25	GM: #20421672
5 mm	4.5 mm	12 mm	7/32	0.280	910-1845	3	—	—	247-306	25	Ford: #N804189S, GM: #2042367
5 mm	10 mm	12 mm	7/32	0.320	910-1840	3	—	—	247-307	25	Chrysler: #6500898
3/16"	1/2"	9/16"	—	—	910-1890	3	—	—	247-308	25	#388664-S100 (Black) Ford - Fascia & Bumper (Aluminum)



247-300

247-301

247-302

247-303

247-304

247-305

247-306

247-307

247-308

ILLUSTRATIONS ARE APPROXIMATE

papeco® PLASTIC RIVET SETTING TOOL

This sturdy steel tool sets all sizes of plastic rivets. The long reach gets into tight areas and the extra leverage allows fast, one-stroke setting. Used with Plastic Rivets. Order by stock number. Individually packaged.



247-330

246 Series papeco® MOULDING BOLTS

PART CLASS #
802BB

MOULDING BOLTS are specific to make/model and come in a variety of different materials.

ORDER BY ITEM (PACKAGE) NUMBER

Product not available in this pack size

Size	Approx. Weight (lb) /100 pcs	Type	Clamshell #	Qty	Handy Pak #	Qty
10-24 x 5/8	1.090	Chevrolet Front Fender	—	—	246-116	50
10-24 x 1/2	0.710	Universal 'T' Bolt Clip	—	—	246-120	50
10-24 x 1/2	—	Universal 'T' Bolt Clip	910-1670	2	246-122	50
10-24 x 3/4	0.990	Universal 'T' Bolt Clip	910-1675	—	246-124	50
10-24 x 3/4	0.720	Universal 'T' Bolt Clip	910-1676	2	246-112	50
1/4	0.500	GM General Purpose	910-1680	2	246-212	25



246-112



246-116



246-120



246-122



246-124



246-212

ILLUSTRATIONS ARE APPROXIMATE

246
Series

napeco® WINDOW REGULATOR RIVETS

PART CLASS #
802BO



Aluminum Body/Steel Mandrel

ORDER BY ITEM (PACKAGE) NUMBER


— Product not available in this pack size

ALUMINUM BODY/STEEL MANDREL											
Diameter	Approx. Weight (lb) /100 pcs	Flange	Grip Range	Application	Clamshell #	Qty	Clamshell #	Qty	Black Box #	Qty	OEM
1/4	1.250	1/2	1/32-9/64	GM, Ford, Chrysler, Window Regulator	009-276	2	910-1810	4	246-600	25	GM: #9436175, Ford: #385189-S100, Chrysler: #6031115
1/4	1.500	1/2	11/16-3/4	GM, Ford, Window Regulator	009-277	2	910-1825	2	246-605	25	GM: #20184399, Ford: #389268-S100
1/4	1.500	1/2	33/64-19/32	Ford, Chrysler, GM, Window Regulator	009-278	2	910-1820	3	246-610	25	Ford: #385323-S100, Chrysler: #6031091
1/4	1.300	1/2	5/64-7/64	Ford Door Handle Assembly, GM Heat Shield Attach	—	—	910-1805	2	246-612	25	Ford: #388047-S100

242
Series

papco® 'PUSHNUTS' FASTENERS

PART CLASS #
800BS



PUSH NUTS are flat spring steel fasteners that are pushed on unthreaded rods and studs. Used on nameplates, moulding studs and shafts. Ideal for securing parts and assemblies. Place anywhere along the length of rod or shaft which can be installed with finger pressure. Zinc plated fasteners have good corrosion resistant qualities and are a good choice for indoor, outdoor and industrial applications.

W = Width (Across Flats) **O.D.:** Outside Diameter

ORDER BY ITEM (PACKAGE) NUMBER

ZINC				
Stud Size	Approx. Weight (lb) /100 pcs	O.D.	Black Box #	Qty
1/16	0.030	0.195	242-401	100
3/32	0.010	0.195	242-403	100
1/8	0.040	3/8	242-406	100
5/32	0.070	7/16	242-408	100
3/16	0.070	7/16	242-410	100
0.240	0.105	17/32	242-413	100
1/4	0.100	17/32	242-414	100
5/16	0.115	5/8	242-416	100
3/8	0.285	3/4	242-418	100
1/2	0.665	1	242-422	100

245
Series

Papco® LICENSE PLATE BOLTS

PART CLASS #
802AZ

NOW - Service Stations, Garages, Dealers can turn licence plate installations into a portable sale. Papco® Licence Plate Bolts are made of heavily Electroplated Steel or UV Stabilized Nylon.

ORDER BY ITEM (PACKAGE) NUMBER

 Product not available in this pack size

Size	Description	Approx. Weight (lb) /100 pcs	Clamshell #	Qty	Clamshell #	Qty	Black Box #	Qty
LICENSE PLATE SCREWS - FORD								
#14 x 5/8	For most compact Fords. #14 x 5/8 Indented Hex Slotted Oversize Washer Head Screws. Black Zinc to resist rust. Can be used with 247-840 Nylon Nut.	1.333	910-0005	4	009-274	6	245-903	100
TRUSS SLOT TYPE B LICENSE PLATE SCREWS								
14 x 5/8	#14 x 5/8 Special Truss Slot Head, Type 'B' Licence Plate Screw. Electroplated to resist rust.	1.083	—	—	009-275	6	245-910	100
LICENSE PLATE BOLTS								
1/4-20 x 5/8	—	2.740	—	—	—	—	245-902	100
LICENSE PLATE BOLT WITH NUT								
1/4-20 x 5/8	Universal Nylon Licence Plate nut with screws. Fits all Ford, G.M. and Chrysler products having a 3/8 Square Hole. Assembly consists of a 1/4 x 5/8 Screw and #14 Square Nylon Nut.	1.500	—	—	910-2085	4	245-906	50
LICENSE PLATE SCREWS								
#14 x 3/4	#14 x 3/4 Slotted Truss Head Licence Plate Screw. 9/16 Head Dia.	1.375	—	—	910-1185	8	245-914	100
#14 x 3/4	#14 x 3/4 Slotted Truss Head Licence Plate Screw. 9/16 Head Dia.	1.300	910-1100	4	—	—	245-915	50
LICENSE PLATE NUTS								
1/4-20	—	0.333	—	—	910-2070	6	—	—
#14	—	1.500	—	—	910-2080	4	—	—
#8	Chrysler Headlight Door Mounting Screw Nut	0.170	—	—	910-2010	10	—	—



245-903



245-906



910-2010



245-910



245-914



245-915

ILLUSTRATIONS ARE APPROXIMATE

245
Series

papeco® NYLON LICENSE PLATE BOLTS

PART CLASS #
802AZ

Nylon Licence Plate Bolts are made of stabilized nylon. Self-locking - Can't rust - Long lasting.

METRIC

Assembly consists of M6 x 20 mm Nylon Bolt and an M6 Nylon Hex Nut.

Standrd package contains 100 assemblies.



245-908

Assembly consists of 1/4-20 x 1/2 Nylon Bolt and a 1/4-20 Self Locking regular nut. Standrd package contains 100 assemblies.



245-909

314
Series

papeco® HOLE (BUTTON) PLUGS

PART CLASS #
802AX



HOLE (BUTTON) PLUGS are used to plug holes in instrument panel, cowl, fire wall, etc. Made of Nickel Plated Steel with spring action prongs. They snap into place and can be removed and re-inserted.

ORDER BY ITEM (PACKAGE) NUMBER

NICKEL PLATED			
Fits Hole Size	Approx. Weight (lb) /100 pcs	Black Box #	Qty
3/8	0.220	314-018	50
7/16	0.360	314-020	50
1/2	0.370	314-022	50
5/8	0.470	314-024	50
3/4	2.000	314-026	50
1	0.860	314-030	50
1-1/4	1.630	314-034	50

314 Series **napeco**® **PLUG BUTTONS**


PART CLASS #
802AX

PLUG BUTTONS are used for plugging unsightly body holes after removing accessories, rust-proofing or body repair.

ORDER BY ITEM (PACKAGE) NUMBER

☐ Product not available in this pack size

Size	Approx. Weight (lb) /100 pcs	Description	Clamshell #	Qty	Black Box #	Qty
METAL						
3/8	0.105	3/8 Diameter, Flush Sheet Metal Plug Head Dia. 3/4	910-1300	10	314-314	100
1/2	0.155	1/2 Diameter, Flush Sheet Metal Plug Head Dia. 7/8	910-1302	10	314-316	100
BLACK VINYL						
1/2	0.125	1/2 Diameter, Plastic Plug Button Head Dia. 7/8	910-1305	10	314-322	100
1/2	0.110	Rustproofing Hole Plug	—	—	314-322-1000	1000
3/4	0.415	3/4 Diameter, Plastic Plug Button Head Dia. 1-5/32	910-1306	6	314-326	100
7/8	—	7/8 Diameter, Plastic Plug Button Head Dia. 1-7/32	—	—	314-328	100
1	0.430	1" Diameter, Plastic Plug Button Head Dia. 1-11/32	—	—	314-330	100



314-314



314-316



314-322



314-326



314-328



314-330

ILLUSTRATIONS ARE APPROXIMATE

papeco® DOOR HINGE BUSHINGS

PART CLASS #
802AR

DOOR HINGE PINS AND BUSHINGS are replacements for original equipment hardware that has worn, been broken or damaged - causing misalignment, sagging or sticking.

ORDER BY ITEM (PACKAGE) NUMBER

 Product not available in this pack size

I.D.	O.D.	Approx. Weight (lb) /100 pcs	Type	Clamshell #	Qty	OEM #
1/2	11/32	1.167	GM Door Hinge Bushing	910-1600	3	#9716926, 20345137
11/32	27/64	0.500	GM/Ford Door Hinge Bushing	910-1601	2	GM: #9721917, Ford: #DIAZ-6522841A
11/32	31/64	1.000	Ford Door Hinge Bushing	910-1602	2	#D90Z-6522841A
17/64	5/16	0.333	Chrysler Door Hinge Bushing	910-1603	3	#4033711
11/32	31/64	1.250	GM Door Hinge Bushing	910-1610	2	#20429500
11/32	1/2	1.250	GM Side Door Upper Hinge	910-1615	2	#12338074, #15691493, #15964971, #16632193
25/64	17/32	1.000	Door Hinge Bushing	910-1616	2	#15562609, #15964972, #16632192



910-1600



910-1601



910-1602



910-1603



910-1610



910-1615



910-1616

ILLUSTRATIONS ARE APPROXIMATE

papeco® DOOR HINGE PINS

PART CLASS #
802AR

DOOR HINGE PINS AND BUSHINGS are replacements for original equipment hardware that has worn, been broken or damaged - causing misalignment, sagging or sticking.

ORDER BY ITEM (PACKAGE) NUMBER

 Product not available in this pack size

Pin Diameter	Length	Approx. Weight (lb) /100 pcs	Type	Clamshell #	Qty	OEM #
11/32	4-1/16	2.500	Door Hinge Pin	910-1620	1	#6271989, #20046147
11/32	4	12.000	Door Hinge Pin	910-1625	1	#20043351
11/32	5-1/4	15.500	Door Hinge Pin	910-1630	1	#15591860, #15691595, #15967691, #88891731
11/32	4-1/8	12.000	Door Hinge Pin	910-1635	1	—



910-1620



910-1625



910-1630




910-1635

ILLUSTRATIONS ARE APPROXIMATE

245
Series

papco BUMPER BAR BOLTS

PART CLASS #
806AB



BUMPER BAR BOLTS are used for automotive bumper repairs. Specially designed to secure car bumpers in place. capped with 18.8 Stainless Steel, carefully polished and buffed to a high lustre. All bolts are bright plated to resist rust.

H = Head Height HD = Head Diameter

ORDER BY ITEM (PACKAGE) NUMBER
ISO Coarse Thread

18.8 STAINLESS STEEL					
Diameter-Pitch: 3/8"-16					
HD: 0.844" Height: 0.208"					
Length	Thread	Approx. Weight (lb) /100 pcs	Type	Black Box #	Qty
3/4	FT	—	1	245-160	12
3/4	FT	5.833	2	245-161	12
1	FT	6.542	1	245-164	12
1	FT	5.833	2	245-165	12
1-1/4	FT	6.583	1	245-167	12

Diameter-Pitch: 7/16"-14					
HD: 0.969" Height: 0.239"					
Length	Thread	Approx. Weight (lb) /100 pcs	Type	Black Box #	Qty
7/8	FT	9.625	1	245-170	12
1	FT	9.792	1	245-171	12
1-1/4	FT	10.667	1	245-172	12
1-1/2	FT	11.667	1	245-173	12

Diameter-Pitch: 1/2"-13					
HD: 1.094" Height: 0.270"					
Length	Thread	Approx. Weight (lb) /100 pcs	Type	Black Box #	Qty
1-1/2	FT	15.917	1	245-183	6
2-1/4	FT	18.875	—	245-185	12



Type 1
Semi-Round Head




Type 2
Round Head

245
Series

papeco BUMPER BAR BOLTS - METRIC

PART CLASS #
806AB



BUMPER BAR BOLTS are used for automotive bumper repairs. Specially designed to secure car bumpers in place.

L = Length D = Diameter P = Pitch

ISO Coarse Thread

CHROME			
Diameter-Pitch: M8-1.25			
Length	Approx. Weight (lb) /100 pcs	Clamshell #	Qty
25 mm	4.00	910-1390	2

242
Series

243
Series

papeco BOLT RETAINERS

PART CLASS #
802AL



These fasteners are pushed onto a screw or bolt of either coarse or fine thread to hold it in place during assembly. When the regular nut is tightened the retainer is left in place.

O.D. = Outside Diameter

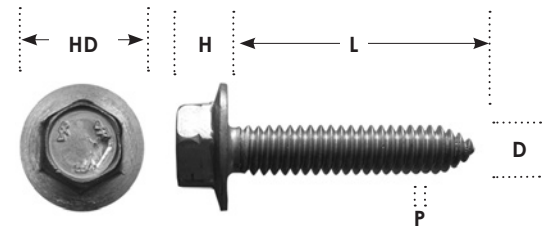
ORDER BY ITEM (PACKAGE) NUMBER

 Product not available in this pack size

BLACK PHOSPHATE						
Screw or Bolt Dia.	Approx. Weight (lb) /100 pcs	O.D.	Clamshell #	Qty	Handy Pak #	Qty
INCH						
5/32	0.100	3/8	910-1740	12	—	—
3/16	—	7/16	—	—	242-310	100
1/4	0.100	1/2	—	—	242-314	100
5/16	0.120	5/8	910-1743	12	242-316	100
3/8	0.215	25/32	910-1744	12	242-318	100
7/16	0.220	27/32	910-1745	12	242-320	100
1/2	0.300	15/16	910-1746	10	242-322	100
METRIC						
M5	0.130	11.0 mm	910-1755	10	—	—
M6	0.050	17.0 mm	910-1756	10	—	—
M8	0.250	25.0 mm	910-1757	8	—	—
M12	0.188	21.4 mm	910-1759	8	—	—

245 Series **napeco** BODY BOLTS

PART CLASS #
806AA



BODY BOLTS are used for the attachment of automotive fenders, radiators, hoods, trunks and general purpose automotive fastening. They can be a fastening solution for many home, and commercial applications. Bolts are either a hex washer head or hex head with screw or bolt-washer assembly. Special Indented Hexagon Head Bolts with aligning points for pre-drilled panels.

H = Head Height HD = Head Diameter

ORDER BY ITEM (PACKAGE) NUMBER
ISO Coarse Thread

PHOSPHATE							
Diameter-Pitch: 1/4"-20							
HD: 3/8" H: 9/32"							
Length	Thread	Approx. Weight (lb) /100 pcs	Type	Washer O.D.	Black Box #	Qty	OEM #
1-1/4	FT	2.400	3	5/8	245-610	25	#14007511, #367291, #474821

Diameter-Pitch: 5/16"-18							
HD: 1/2" H: 21/64"							
Length	Thread	Approx. Weight (lb) /100 pcs	Type	Washer O.D.	Black Box #	Qty	OEM #
7/8	FT	2.920	2	3/4	245-615	25	#3846202
1	FT	4.040	2	7/8	245-616	25	#3968521
1	FT	3.600	1	13/16	245-617	25	—

Diameter-Pitch: 3/8"-16							
HD: 9/16" H: 25/64"							
Length	Thread	Approx. Weight (lb) /100 pcs	Type	Washer O.D.	Black Box #	Qty	OEM #
1	FT	6.200	2	1	245-620	25	#3986997, #14011722

Diameter-Pitch: 1/4"-20							
HD: 3/8" H: 9/32"							
Length	Thread	Approx. Weight (lb) /100 pcs	Type	Washer O.D.	Black Box #	Qty	OEM #
1	FT	2.260	1	5/8	245-621	25	#6025329




TYPE 1
Conical Washer
Head Dog-Point

TYPE 2
Conical Washer Head

TYPE 3
Hex Washer Head

245 Series **napeco** BODY BOLTS - METRIC

PART CLASS #
806AA



BODY BOLTS are used for the attachment of automotive fenders, radiators, hoods, trunks and general purpose automotive fastening. They can be a fastening solution for many home, and commercial applications. Bolts are either a hex washer head or hex head with screw or bolt-washer assembly.

A/F = Across Flats W = Width L = Length D = Diameter P = Pitch

ORDER BY ITEM (PACKAGE) NUMBER

ISO Coarse Thread

Product not available in this pack size

BLACK OXIDE

Diameter-Pitch: **M6-1.00**

Length	Approx. Weight (lb) /100 pcs	A/F	W	Clamshell #	Qty	Black Box #	Qty
20 mm	1.88	10	17	910-0043	3	245-405	25
20 mm	1.74	10	13	910-0040	4	245-505	25
25 mm	2.06	10	17	910-0050	5	245-407	25
25 mm	2.94	10	24	910-0053	4	245-408	25
25 mm	1.66	10	13	—	—	245-507	25
35 mm	2.38	10	17	910-0065	3	245-510	25

Diameter-Pitch: **M8-1.25**

Length	Approx. Weight (lb) /100 pcs	A/F	W	Clamshell #	Qty	Black Box #	Qty
25 mm	3.12	13	17	—	—	245-525	25
25 mm	3.96	13	24	910-0075	2	245-526	25
30 mm	3.78	13	17	910-0080	2	245-527	25
30 mm	4.86	13	24	910-0090	2	245-440	25
30 mm	3.30	13	17	910-0085	3	245-441	25

Diameter-Pitch: **M10-1.50**

Length	Approx. Weight (lb) /100 pcs	A/F	W	Clamshell #	Qty	Black Box #	Qty
40 mm	8.63	15	29	910-0100	2	245-450	15

245
Series

napeco® BODY BOLTS - METRIC


M6-1.00



245-405



245-407



245-408



245-505



245-507



245-510

M8-1.25



245-440



245-441



245-525



245-526



245-527

M10-1.50



245-450

Images do not represent actual size

239
Series

napco® BLIND RIVETS

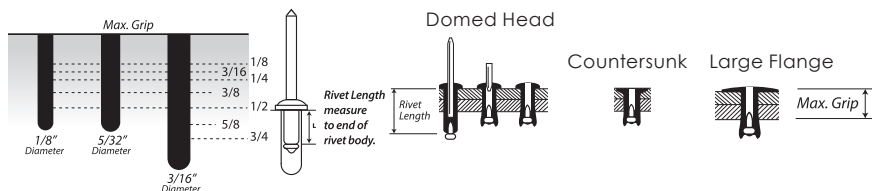


PART CLASS #
805AA

Fasten joints without access to reverse side. Insert rivets - the retracting jaws in the setting tool pull the mandrel head into the rivet body on the reverse side until the mandrel breaks. The high clinch action pulls the parts together for a tight, vibration-proof fastening.

Rivet Diameter		Drill	
Inch	Metric	Number	Size
3/32	2.4 mm	No. 41	.096 - .100
1/8	3.2 mm	No. 30	.129 - .133
5/32	4.0 mm	No. 20	.160 - .164
3/16	4.8 mm	No. 11	.192 - .196

How to measure rivets:



ORDER BY ITEM (PACKAGE) NUMBER

Product not available in this pack size

Rivet Dia.	Approx. Weight (lb) /100 pcs	Grip Range	Head Type	Rivet Length	Clamshell #	Qty	Black Box #	Qty	Bulk Carton #	Qty	Jar #	Qty	Jar Size	Other #	
Aluminum Rivet - Aluminum Mandrel															
3/32	—	—	Domed	—	—	—	239-003	500	—	—	—	—	—	—	
3/32	—	—	Domed	—	—	—	239-006	500	B239-006	10000	—	—	—	—	
1/8	—	—	Countersunk	—	—	—	239-010	500	B239-010	10000	—	—	—	—	
1/8	0.114	1/16-1/8	Domed	0.232	009-195	20	239-011	500	B239-011	10000	537-840	400	400 ml	AA42D	
1/8	0.124	—	Large Flange	—	—	—	239-012	500	B239-012	10000	—	—	—	—	
1/8	—	—	Countersunk	—	—	—	239-013	500	B239-013	10000	—	—	—	—	
1/8	0.127	1/8-3/16	Domed	0.294	—	—	239-014	500	B239-014	10000	—	—	—	AA43D	
1/8	—	—	Countersunk	—	—	—	239-016	500	B239-016	10000	—	—	—	—	
1/8	0.148	3/16-1/4	Domed	0.357	009-196	20	239-017	500	B239-017	10000	537-841	300	400 ml	AA44D	
1/8	0.152	3/16-1/4	Large Flange	0.357	—	—	239-018	500	B239-018	10000	537-842	300	400 ml	AA44LF	
1/8	0.160	5/16-3/8	Domed	0.481	009-197	18	239-023	500	B239-023	10000	537-843	500	750 ml	AA46D	
1/8	0.156	3/8-1/2	Domed	0.625	009-198	16	239-026	500	B239-026	10000	—	—	—	AA48D	
5/32	0.255	1/4-3/8	Domed	0.504	—	—	239-038	500	B239-038	8000	—	—	—	AA56D	
3/16	0.260	1/16-1/8	Domed	0.277	009-199	12	239-047	250	B239-047	5000	537-844	300	750 ml	AA62D	
3/16	0.328	1/8-1/4	Domed	0.402	009-200	12	239-053	250	B239-053	5000	537-845	300	750 ml	AA64D	
3/16	0.415	1/4-3/8	Domed	0.527	009-201	10	239-056	250	B239-056	5000	537-846	200	750 ml	AA66D	
3/16	0.500	1/4-3/8	Large Flange	0.527	—	—	239-057	250	B239-057	3000	537-847	200	750 ml	AA66LF	
3/16	0.420	3/8-1/2	Domed	0.652	009-202	9	239-059	250	B239-059	4000	537-848	300	750 ml	AA68D	
3/16	0.546	3/8-1/2	Large Flange	0.652	—	—	239-060	250	B239-060	2500	537-849	150	750 ml	AA68LF	
3/16	0.425	—	Domed	—	—	—	239-062	250	B239-062	4000	—	—	—	—	
3/16	0.520	—	Large Flange	—	—	—	239-063	250	B239-063	2500	—	—	—	—	
3/16	0.425	—	Domed	—	—	—	239-065	250	B239-065	4000	—	—	—	—	
3/16	0.550	—	Large Flange	—	—	—	239-066	250	B239-066	2000	—	—	—	—	

239
Series

napco® BLIND RIVETS



PART CLASS #
805AA

ORDER BY ITEM (PACKAGE) NUMBER

Product not available in this pack size

Rivet Diameter	Approx. Weight (lb) /100 pcs	Grip Range	Head Type	Rivet Length	Black Box #	Qty	Bulk Carton #	Qty	Other #
Aluminum Rivet - Steel Mandrel									
3/32	—	—	Domed	—	239-103	500	B239-103	10000	—
3/32	—	—	Domed	—	239-106	500	B239-106	10000	—
1/8	—	—	Countersunk	—	—	—	B239-110	10000	—
1/8	0.200	1/16-1/8	Domed	0.232	239-111	500	B239-111	10000	AS42D
1/8	0.244	1/8-3/16	Domed	0.294	239-114	500	B239-114	10000	AS43D
1/8	0.220	3/16-1/4	Domed	0.357	239-117	500	B239-117	10000	AS44D
1/8	0.230	—	Domed	—	239-120	500	B239-120	10000	—
1/8	—	—	Domed	—	239-123	500	B239-123	10000	—
1/8	0.250	—	Domed	—	239-126	500	B239-126	10000	—
5/32	0.318	—	Domed	—	239-129	500	B239-129	8000	—
5/32	—	—	Domed	—	239-135	500	B239-135	8000	—
5/32	0.400	—	Domed	—	239-138	500	B239-138	8000	—
3/16	0.600	1/16-1/8	Domed	0.277	239-150	250	B239-150	5000	AS62D
3/16	0.578	1/8-1/4	Domed	0.402	239-153	250	B239-153	5000	AS64D
3/16	0.677	—	Large Flange	—	239-154	250	B239-154	3000	—
3/16	0.650	1/4-3/8	Domed	0.527	239-156	250	B239-156	5000	AS66D
3/16	0.800	—	Large Flange	—	239-157	250	B239-157	3000	—
3/16	0.640	3/8-1/2	Domed	0.652	239-159	250	B239-159	4000	AS68D
3/16	0.822	3/8-1/2	Large Flange	0.652	239-160	250	B239-160	3000	AS68LF
3/16	—	—	Domed	—	239-162	250	B239-162	4000	—
3/16	1.025	—	Large Flange	—	239-163	250	B239-163	2500	—
1/4	—	—	Domed	—	239-176	250	B239-176	2000	—
1/4	1.400	—	Domed	—	239-179	250	B239-179	2000	—
1/4	1.650	—	Domed	—	239-185	250	B239-185	2000	—

Rivet Diameter	Approx. Weight (lb) /100 pcs	Grip Range	Head Type	Rivet Length	Clamshell #	Qty	Black Box #	Qty	Bulk Carton #	Qty	Other #
Steel Rivet - Steel Mandrel											
1/8	0.298	1/6-1/8	Domed	0.232	009-211	20	239-211	500	B239-211	10000	SS42D
1/8	0.315	1/8-3/16	Countersunk	0.316	—	—	—	—	B239-213	10000	SS43C
1/8	0.320	1/8-3/16	Domed	0.294	—	—	239-214	500	B239-214	10000	SS43D
1/8	0.333	3/16-1/4	Countersunk	0.362	—	—	239-216	500	B239-216	10000	SS44C
1/8	0.400	3/16-1/4	Domed	0.357	009-212	20	239-217	500	B239-217	10000	SS44D
1/8	0.378	3/16-1/4	Large Flange	0.357	—	—	239-218	500	B239-218	10000	SS44LF
1/8	0.409	5/16-3/8	Domed	0.481	009-213	16	239-223	500	B239-223	10000	SS46D
1/8	0.463	3/8-1/2	Domed	0.625	009-214	12	239-226	500	B239-226	10000	SS48D
5/32	0.578	1/16-1/8	Domed	0.254	—	—	239-229	500	B239-229	8000	SS52D
5/32	0.641	3/16-1/4	Domed	0.397	—	—	239-235	500	B239-235	8000	SS54D
5/32	—	1/4-3/8	Domed	0.504	—	—	239-238	500	B239-238	6000	SS56D
3/16	0.870	1/16-1/8	Domed	0.277	009-215	12	239-250	250	B239-250	5000	SS62D

239
Series

napco® **BLIND RIVETS**



PART CLASS #
805AA

ORDER BY ITEM (PACKAGE) NUMBER

☐ Product not available in this pack size

Rivet Diameter	Approx. Weight (lb) /100 pcs	Grip Range	Head Type	Rivet Length	Clamshell #	Qty	Black Box #	Qty	Bulk Carton #	Qty	Other #
Steel Rivet - Steel Mandrel Continued											
3/16	0.920	1/8-1/4	Domed	0.402	009-216	10	239-253	250	B239-253	5000	SS64D
3/16	1.360	1/4-3/8	Domed	0.527	009-217	9	239-256	250	B239-256	5000	SS66D
3/16	1.108	1/4-3/8	Large Flange	0.527	—	—	239-257	250	B239-257	3000	SS66LF
3/16	1.432	3/8-1/2	Domed	0.652	009-218	8	239-259	250	B239-259	4000	SS68D
3/16	1.168	3/8-1/2	Large Flange	0.652	—	—	239-260	250	B239-260	2500	SS68LF
3/16	1.564	1/2-5/8	Domed	0.777	—	—	239-262	250	B239-262	4000	SS610D
3/16	1.248	1/2-5/8	Large Flange	0.777	—	—	239-263	250	B239-263	2500	SS610LF
3/16	1.632	5/8-3/4	Domed	0.902	—	—	239-265	250	B239-265	3000	SS612D
3/16	1.850	5/8-3/4	Large Flange	0.902	—	—	239-266	250	B239-266	2000	SS612-LF
1/4	2.000	—	Domed	—	—	—	239-276	250	B239-276	2000	—
1/4	—	—	Domed	—	—	—	239-279	250	B239-279	2000	—

Rivet Diameter	Approx. Weight (lb) /100 pcs	Grip Range	Head Type	Rivet Length	Black Box #	Qty	Other #
Stainless Rivet - Steel Mandrel							
1/8	4.000	1/16-1/8	Domed	0.232	5195-111	100	STS42D
1/8	0.305	1/8-3/16	Domed	0.294	5195-114	100	STS43D
1/8	—	3/16-1/4	Domed	0.357	5195-117	100	STS44D
1/8	0.370	5/16-3/8	Domed	0.481	5195-123	100	STS46D
3/16	0.850	1/8-1/4	Domed	0.402	5195-153	100	STS48D
3/16	—	1/4-3/8	Domed	0.527	5195-156	100	STS66D
3/16	—	3/8-1/2	Domed	0.652	5195-159	100	STS68D

Rivet Diameter	Approx. Weight (lb) /100 pcs	Grip Range	Head Type	Rivet Length	Clamshell #	Qty	Other #
Black Nylon							
1/4	0.333	5/32-13/32	—	—	910-1865	3	Chrysler: #6501559, #6506007-AA, Ford: #N803862-S, GM: #10184895
17/64	0.167	3/32-3/16	—	—	910-1875	3	#15955172, #20421672

Rivet Diameter	Approx. Weight (lb) /100 pcs	Grip Range	Head Type	Rivet Length	Clamshell #	Qty	Clamshell #	Qty	Black Box #	Qty	Other #
Stainless Rivet - Stainless Mandrel											
1/8	0.250	1/16-1/8	Domed	0.232	848-179	7	009-203	10	5195-211	100	STST42D
1/8	0.330	1/8-3/16	Domed	0.294	—	—	—	—	5195-214	100	STST43D
1/8	0.400	3/16-1/4	Domed	0.357	848-181	6	009-204	10	5195-217	100	STST44D
1/8	0.400	5/16-3/8	Domed	0.481	848-182	4	009-205	8	5195-223	100	STST46D
1/8	0.400	3/8-1/2	Domed	0.625	—	—	009-206	9	5195-226	100	STST48D
3/16	0.750	1/16-1/8	Domed	0.277	—	—	009-207	5	5195-250	100	STST62D
3/16	0.875	1/8-1/4	Domed	0.402	—	—	009-208	5	5195-253	100	STST64D
3/16	0.875	1/4-3/8	Domed	0.527	—	—	009-209	4	5195-256	100	STST66D
3/16	0.875	3/8-1/2	Domed	0.652	—	—	009-210	4	5195-259	100	STST68D

400
Series

papco® BRASS GROMMETS

PART CLASS #
805AA

Solid Brass, tooth type grommets are recommended for extra holding power and corrosion resistance. Use grommets on tents, tarpaulins, trucks, sails, awnings, boat covers, pool covers, lawn furniture etc. Available in two sizes: **400-958** 3/8 I.D. and **400-960** 1/2 I.D. Standard package 10 pieces per bag.



400-958



400-960

246
Series

papco® RIVETS

PART CLASS #
802AA



RIVETS are mechanical fasteners composed of a head on one end and a cylindrical stem on the other (referred to as the tail) and has the appearance of a metal pin.

ORDER BY ITEM (PACKAGE) NUMBER


 Product not available in this pack size

Size	Approx. Weight (lb) /100 pcs	Dia.	Flange Dia.	Grip Range	Description	Clamshell #	Qty	Black Box #	Qty	Other #
1/4	2.000	1/4	3/4	1/8-1/4	Escort & Lynx 1981-On. Black Steel Rivet, Steel Mandrel Bumper Assembly	910-1815	2	—	—	#388442-S100
3/16	0.520	3/16	7/16	5/64-15/64	Ford, GM Black Split-Type Aluminum Rivet	910-1885	2	247-311	25	Ford #N805592-S100, GM #25618730
5/32	0.467	5/32	11/32 x 5/8	5/64-13/32	Ford Aerostar 1986-on Cowl Vent Grille Retainer Rivet	910-1835	3	—	—	#N804583-S
5/32	0.500	5/32	15/32	1/4-3/8	VW, Jetta/Rabbit & Golf. Black Aluminum Rivet Steel Mandrel	910-1880	3	—	—	#N900-845-01

247
Series

papco® PLASTIC RIVETS - METRIC

PART CLASS #
802BL



PLASTIC RIVETS are designed to join plastic, fiberglass, wood, and metal. They are non-conductive to join materials when you only have access to one side.

D = Diameter

F = Head Flange Diameter

DS = Drill Size

ORDER BY ITEM (PACKAGE) NUMBER


Product not available in this pack size

PLASTIC									
Diameter: M5									
Maximum Grip	Approx. Weight (lb) /100 pcs	Head Flange Diameter	Drill Size	Handy Pak #	Qty	Black Box #	Qty	Bulk Carton #	Qty
4.5 mm	0.28	12	7/32	—	—	247-306	25	—	—
OEM #: Ford: #N804189S / GM: #2042367									
6 mm	0.28	12	7/32	—	—	247-300	25	—	—
OEM #: Chrysler: #6500899 / GM: #20432975 / VW:#175-853-57701C									
10 mm	0.32	12	7/32	—	—	247-307	25	—	—
OEM #: Chrysler: #6500898									
Diameter: M6.3									
Maximum Grip	Approx. Weight (lb) /100 pcs	Head Flange Diameter	Drill Size	Handy Pak #	Qty	Black Box #	Qty	Bulk Carton #	Qty
6 mm	0.50	17	1/4	—	—	247-302	25	—	—
OEM #: GM: #14070914 (White)									
10 mm	0.54	17	1/4	—	—	247-301	25	—	—
OEM #: Chrysler: #6500911 / Ford: #N803043-S / GM: #14063981									
10 mm	0.48	13	—	—	—	247-303	25	—	—
OEM #: Ford: #N803862-S / GM: #20452072									
Diameter: M6.6									
Maximum Grip	Approx. Weight (lb) /100 pcs	Head Flange Diameter	Drill Size	Handy Pak #	Qty	Black Box #	Qty	Bulk Carton #	Qty
5 mm	0.48	17	9/32	—	—	247-304	25	—	—
OEM #: GM: #20433026 / VW: #175-853-577A									
5 mm	0.38	13	9/32	—	—	247-305	25	—	—
OEM #: GM: #20421672									

247
Series

papeco® PLASTIC RIVETS - METRIC

RIVETS


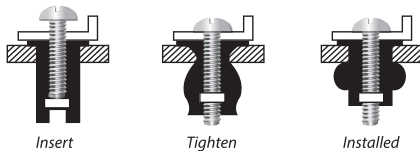


Images do not represent actual size

239
Series

papeco® BLIND WELL NUTS

PART CLASS #
800BO



Flange Diameter Hole Size Shank Length

BLIND WELL NUTS also known as well nuts or expansion nuts used to seal bolt holes and prevent leaking or limit vibration. Allows for secure fastening in thin metal sheet or blind holes.

ORDER BY ITEM (PACKAGE) NUMBER


Product not available in this pack size

Thread Size	Approx. Weight (lb) /100 pcs	Flange Diameter	Hole Size	Panel Thickness Max	Shank Length	Clamshell #	Qty	Black Box #	Qty
#6-32	0.700	0.462	5/16	0.156	0.437	—	—	239-974	10
#8-32	0.700	0.438	5/16	0.156	0.447	—	—	239-976	10
#10-32	1.000	0.750	3/8	0.227	0.620	—	—	239-985	10
1/4-20	0.900	0.625	1/2	0.187	0.642	910-1665	2	239-991	10

242 Series

papeco® THREAD CUTTING NUTS

PART CLASS #
800BO



THREAD CUTTING NUTS are a one-piece, self-locking nut that eliminates the use for lock washer. When installed/tightened, this nut cuts its own thread on an threaded shaft. They are self-retaining for easy assembly.

ORDER BY ITEM (PACKAGE) NUMBER

ZINC						
Stud Size	Approx. Weight (lb) /100 pcs	Type	'W' x 'D'	Flange Diameter	Clamshell #	Qty
1/8	0.208	Regular	5/16 x 7/16	7/16	910-1605	12
5/32	0.250	Regular	11/32 x 9/16	9/16	910-1606	10
3/16	0.208	Regular	3/8 x 1/2	1/2	910-1607	12
1/4	0.350	Regular	7/16 x 19/32	19/32	910-1608	10

5700 Series

papeco® FINISHED HEX NUTS


PART CLASS #
800BN



Molded Nylon Fasteners provide electrical insulation vibration and corrosion resistance. Have a low thermal conductivity are non-magnetic and possess a high strength-to-weight ratio. Ideal for shop and maintenance, model making, and electrical applications.

ORDER BY ITEM (PACKAGE) NUMBER

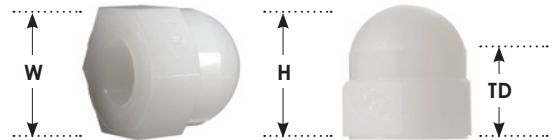
NYLON					
Diameter-Pitch	Approx. Weight (lb) /100 pcs	W	H	Black Box #	Qty
#6-32	0.010	5/16	1/8	5700-006	50
#8-32	0.002	11/32	1/8	5700-008	50
#10-24	0.010	3/8	9/64	5700-010	50
#10-32	0.200	3/8	9/64	5700-011	50
1/4-20	0.010	7/16	15/64	5700-014	50

5701
Series**papeco** WING NUTSPART CLASS #
800BN

Molded Nylon Fasteners provide electrical insulation vibration and corrosion resistance. Have a low thermal conductivity are non-magnetic and possess a high strength-to-weight ratio. Ideal for shop and maintenance, model making, and electrical applications.

ORDER BY ITEM (PACKAGE) NUMBER

NYLON					
Diameter-Pitch	Approx. Weight (lb) /100 pcs	W	H	Black Box #	Qty
#6-32	0.020	7/8	1/2	5701-006	25
#8-32	0.160	7/8	1/2	5701-008	25
#10-24	0.080	7/8	1/2	5701-010	25
#10-24	0.080	7/8	1/2	5701-110	2
#10-32	0.060	7/8	1/2	5701-011	25
1/4-20	0.380	1-1/8	5/8	5701-014	25

5702
Series**papeco** ACORN NUTSPART CLASS #
800BN

Molded Nylon Fasteners provide electrical insulation vibration and corrosion resistance. Have a low thermal conductivity are non-magnetic and possess a high strength-to-weight ratio. Ideal for shop and maintenance, model making, and electrical applications.

A/F = Across Flats (W) **W** = Width **Dp**: Depth **T** = Thickness **H**: Height **BD**: Base Diameter

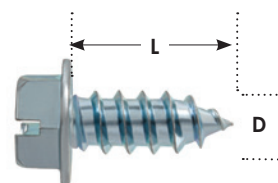
ORDER BY ITEM (PACKAGE) NUMBER

NYLON						
Diameter-Pitch	Approx. Weight (lb) /100 pcs	H	W	TD	Black Box #	Qty
#6-32	0.100	11/32	19/16	17/64	5702-006	25
#8-32	0.100	3/8	21/64	17/64	5702-008	25
#10-24	0.140	13/32	23/64	1/4	5702-010	25
#10-32	0.020	13/32	23/64	5/16	5702-011	25
1/4-20	0.180	15/32	27/64	5/16	5702-014	25

213
Series

papeco METAL (TAPPING) SCREWS

PART CLASS #
803BF



Also published in Screws Catalogue #CAT900103.

Also known as Sheet Metal or Tapping Screws, these hardened, Zinc Plated screws, available in Pan, Truss or Flat Phillips or Square Drive as well as Indented Hexagon Washer Heads. Metal Screws are used in all light sheet metal work in all kinds of applications and products. Metal screws are also available in Stainless Steel. They are used to join sheet metals, metal to wood and to join other types of soft and/or thin unthreaded materials. These screws tap their own threads and are not intended to be disassembled often.

- Self-Tapping and Hardened.
- Oversize Hexagon Washer Heads to fit Automotive Cap Screw Wrenches.

L = Length D = Diameter

ORDER BY ITEM (PACKAGE) NUMBER

Type A Thread

Product not available in this pack size

ZINC Indented Hex Washer Head Slot Drive							
Length Under Head Inches	Approx. Weight (lb) /100 pcs	Drill Hole	Black Box #	Qty	Jar #	Qty	Jar Size
Diameter: #6 (1/4 Nut Setter Size)							
3/8	0.330	3/32	213-085	100	537-704	1000	400 ml
1/2	0.340	3/32	213-087	100	—	—	—
3/4	0.360	3/32	213-089	100	—	—	—

ZINC Indented Hex Washer Head Slot Drive										
Length Under Head Inches	Approx. Weight (lb) /100 pcs	Drill Hole	Clamshell #	Qty	Clamshell #	Qty	Handy Pak #	Qty	Black Box #	Qty
Diameter: #8 (1/4 Nut Setter Size)										
3/8	0.310	1/8	—	—	—	—	—	—	—	—
1/2	0.340	1/8	910-1080	12	—	—	023-665	48	213-137	100
3/4	0.460	1/8	—	—	009-149	16	—	—	213-139	100
1	0.570	1/8	—	—	—	—	—	—	213-141	100
1-1/4	0.680	1/8	—	—	—	—	—	—	213-143	100
1-1/2	0.700	1/8	—	—	—	—	—	—	213-145	100
2	0.900	1/8	—	—	—	—	—	—	213-148	100

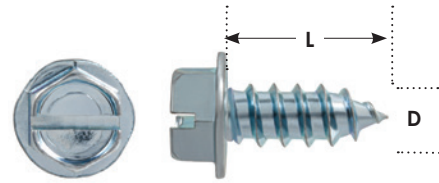
PACKAGING TYPES CONTINUED							
Length Under Head Inches	Approx. Weight (lb) /100 pcs	Drill Hole	Jar #	Qty	Jar Size	Bulk Carton #	Qty
3/8	0.310	1/8	—	—	—	B213-135	15000
1/2	0.340	1/8	537-720	1000	750 ml	B213-137	15000
3/4	0.460	1/8	537-722	1000	750 ml	B213-139	12000
1	0.570	1/8	537-723	750	1 Litre	B213-141	8000
1-1/4	0.680	1/8	537-724	600	1 Litre	B213-143	6000
1-1/2	0.700	1/8	537-725	500	1 Litre	B213-145	6000
2	0.900	1/8	—	—	—	B213-148	3000

Stock items are shown in **HEAVY** type.

213
Series

papeco METAL (TAPPING) SCREWS

PART CLASS #
803BF



Also published in Screws Catalogue #CAT900103.

L = Length D = Diameter

ORDER BY ITEM (PACKAGE) NUMBER

Type A Thread

Product not available in this pack size

ZINC		Indented Hex Washer Head Slot Drive								
Length Under Head Inches	Approx. Weight (lb) /100 pcs	Drill Hole	Clamshell #	Qty	Clamshell #	Qty	Handy Pak #	Qty	Black Box #	Qty
Diameter: #10 (5/16 Nut Setter Size)										
3/8	0.410	9/64	—	—	—	—	—	—	213-187	100
1/2	0.460	9/64	—	—	—	—	023-667	40	213-189	100
5/8	0.540	9/64	—	—	—	—	023-668	39	213-190	100
3/4	0.582	9/64	910-1090	12	009-150	16	023-669	38	213-191	100
1	0.730	9/64	—	—	—	—	—	—	213-193	100
1-1/4	0.800	9/64	—	—	—	—	—	—	213-195	100
1-1/2	0.960	9/64	—	—	—	—	—	—	213-197	100
2	1.220	9/64	—	—	—	—	—	—	213-200	100

PACKAGING TYPES CONTINUED

Length Under Head Inches	Approx. Weight (lb) /100 pcs	Drill Hole	Jar #	Qty	Jar Size	Bulk Carton #	Qty
3/8	0.410	9/64	—	—	—	B213-187	10000
1/2	0.460	9/64	537-740	1000	750 ml	B213-189	10000
5/8	0.540	9/64	537-741	750	750 ml	B213-190	8000
3/4	0.582	9/64	537-742	750	1 Litre	B213-191	8000
1	0.730	9/64	537-743	500	1 Litre	B213-193	6000
1-1/4	0.800	9/64	—	—	—	B213-195	4000
1-1/2	0.960	9/64	—	—	—	B213-197	4000
2	1.220	9/64	—	—	—	B213-200	2000

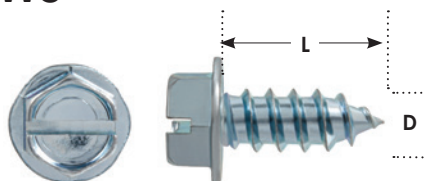
ZINC		Indented Hex Washer Head Slot Drive									
Length Under Head Inches	Approx. Weight (lb) /100 pcs	Drill Hole	Clamshell #	Qty	Black Box #	Qty	Jar #	Qty	Jar Size	Bulk Carton #	Qty
Diameter: #12 (5/16 Nut Setter Size)											
1/2	0.615	5/32	—	—	213-246	100	—	—	—	B213-246	5000
3/4	0.820	5/32	009-151	12	213-248	100	—	—	—	B213-248	6000
1	1.070	5/32	—	—	213-250	100	537-763	450	1 Litre	B213-250	5000
1-1/4	1.320	5/32	—	—	—	—	—	—	—	B213-252	4000
1-1/2	1.390	5/32	—	—	213-254	100	—	—	—	B213-254	4000
1-3/4	1.460	5/32	—	—	—	—	—	—	—	B213-256	3000
2	1.820	5/32	—	—	—	—	—	—	—	B213-257	2000

Stock items are shown in **HEAVY** type.

213
Series

papeco METAL (TAPPING) SCREWS

PART CLASS #
803BF



Also published in Screws Catalogue #CAT900103.

L = Length D = Diameter

ORDER BY ITEM (PACKAGE) NUMBER

Type A Thread

Product not available in this pack size

ZINC Indented Hex Washer Head Slot Drive											
Length Under Head Inches	Approx. Weight (lb) /100 pcs	Drill Hole	Clamshell #	Qty	Clamshell #	Qty	Handy Pak #	Qty	Black Box #	Qty	
Diameter: #14 (7/16 Nut Setter Size)											
1/2	0.501	3/16	—	—	—	—	023-671	21	213-276	100	
5/8	0.820	3/16	—	—	—	—	—	—	213-277	100	
3/4	1.458	3/16	910-1105	6	009-152	10	023-673	16	213-278	100	
1	1.535	3/16	—	—	009-153	8	023-675	14	213-280	100	
1-1/4	1.690	3/16	—	—	—	—	—	—	213-282	100	
1-1/2	2.000	3/16	—	—	—	—	—	—	213-284	100	
1-3/4	2.150	3/16	—	—	—	—	—	—	—	—	
2	2.420	3/16	—	—	—	—	—	—	213-287	100	

PACKAGING TYPES CONTINUED

Length Under Head Inches	Approx. Weight (lb) /100 pcs	Drill Hole	Jar #	Qty	Jar Size	Bulk Carton #	Qty
1/2	0.501	3/16	—	—	—	B213-276	4000
5/8	0.820	3/16	—	—	—	B213-277	2000
3/4	1.458	3/16	—	—	—	B213-278	2000
1	1.535	3/16	—	—	—	B213-280	2000
1-1/4	1.690	3/16	—	—	—	B213-282	2000
1-1/2	2.000	3/16	537-775	200	1 Litre	B213-284	2000
1-3/4	2.150	3/16	—	—	—	B213-286	1800
2	2.420	3/16	—	—	—	B213-287	1400


ZINC Indented Hex Washer Head Slot Drive											
Length Under Head Inches	Approx. Weight (lb) /100 pcs	Drill Hole	Clamshell #	Qty	Handy Pak #	Qty	Black Box #	Qty	Bulk Carton #	Qty	
Diameter: 5/16 (1/2 Nut Setter Size)											
3/4	2.100	9/32	—	—	—	—	213-442	100	B213-442	2500	
1	2.450	9/32	009-154	6	023-677	9	213-444	100	B213-444	2000	
1-1/4	2.725	9/32	—	—	—	—	213-446	100	B213-446	1400	
1-1/2	3.000	9/32	—	—	—	—	213-448	100	B213-448	1200	
Diameter: 3/8 (9/16 Nut Setter Size)											
1	4.200	11/32	009-155	4	023-679	6	213-489	100	B213-489	1000	
1-1/2	6.270	11/32	—	—	—	—	213-493	100	B213-493	800	

Stock items are shown in **HEAVY** type.

229
Series

papeco® METAL (TAPPING) SCREWS

PART CLASS #
803BF



O.R. - Oval Regular Head

Also published in Screws Catalogue #CAT900103.

Also known as Sheet Metal or Tapping Screws, these hardened, Zinc Plated screws, available in Pan, Truss or Flat Phillips or Square Drive as well as Indented Hexagon Washer Heads. Metal Screws are used in all light sheet metal work in all kinds of applications and products. Metal screws are also available in Stainless Steel. They are used to join sheet metals, metal to wood and to join other types of soft and/or thin unthreaded materials. These screws tap their own threads and are not intended to be disassembled often.

- Recessed Head, Self-Tapping.
- Bright Plated, Hardened.

L = Length D = Diameter

ORDER BY ITEM (PACKAGE) NUMBER

Product not available in this pack size


ZINC		Oval Phillips Head			
Length Under Head Inches	Approx. Weight (lb) /100 pcs	Clamshell #	Qty	Bulk Carton #	Qty
Diameter: #6 (#2 Phillips Bit)					
3/4	0.290	—	—	B229-012	15000
1	0.360	—	—	B229-014	10000
1-1/4	0.500	—	—	B229-016	10000
Diameter: #8 (#2 Phillips Bit)					
1/2	—	910-1030	15	—	—
3/4	0.420	910-1035	15	B229-022	10000
1	0.520	910-1040	15	B229-024	5000
1-1/4	0.720	910-1045	12	B229-026	5000
Diameter: #10 (#2 Phillips Bit)					
1	—	910-1050	12	—	—
1	0.667	—	—	B229-044	6000

Stock items are shown in **HEAVY** type.

229
Series

papco METAL (TAPPING) SCREWS

PART CLASS #
803BF



P.H. - Pan Head

Also published in Screws Catalogue #CAT900103.

L = Length D = Diameter

ORDER BY ITEM (PACKAGE) NUMBER

Product not available in this pack size


ZINC		Pan Phillips Head						
Length Under Head Inches	Approx. Weight (lb) /100 pcs	Head Type	Clamshell #	Qty	Black Box #	Qty	Bulk Carton #	Qty
Diameter: #6 (#2 Phillips Bit)								
3/8	0.190	P.H.	—	—	229-108	100	B229-108	25000
1/2	0.220	P.H.	—	—	229-110	100	B229-110	20000
5/8	0.255	P.H.	—	—	229-111	100	B229-111	15000
3/4	0.290	P.H.	—	—	229-112	100	B229-112	15000
1	0.300	P.H.	—	—	229-114	100	B229-114	10000
1-1/4	0.400	P.H.	—	—	229-115	100	B229-115	10000
1-1/2	0.500	P.H.	—	—	229-116	100	B229-116	7500
Diameter: #8 (#2 Phillips Bit)								
3/8	0.320	P.H.	—	—	229-119	100	B229-119	15000
1/2	0.340	P.H.	910-1005	15	229-120	100	B229-120	15000
5/8	0.380	P.H.	—	—	229-121	100	B229-121	12000
3/4	0.420	P.H.	910-1010	12	229-122	100	B229-122	10000
1	0.460	P.H.	—	—	229-124	100	B229-124	8000
1-1/4	0.600	P.H.	—	—	229-125	100	B229-125	7000
1-1/2	0.700	P.H.	—	—	229-126	100	B229-126	5000
2	0.900	P.H.	—	—	229-128	100	B229-128	4000
Diameter: #10 (#2 Phillips Bit)								
3/8	0.287	P.H.	—	—	229-139	100	B229-139	15000
1/2	0.480	P.H.	—	—	229-140	100	B229-140	10000
5/8	0.540	P.H.	—	—	229-141	100	B229-141	10000
3/4	0.590	P.H.	910-1020	12	229-142	100	B229-142	8000
1	0.705	P.H.	—	—	229-144	100	B229-144	6000
1-1/4	0.820	P.H.	—	—	229-145	100	B229-145	5000
1-1/2	0.950	P.H.	—	—	229-146	100	B229-146	4000
2	1.190	P.H.	—	—	229-148	100	B229-148	3000
Diameter: #12 (#3 Phillips Bit)								
1/2	0.615	P.H.	—	—	229-160	100	B229-160	10000
3/4	0.793	P.H.	—	—	229-162	100	B229-162	7500
1	0.970	P.H.	—	—	229-164	100	B229-164	5000
1-1/4	1.150	P.H.	—	—	229-165	100	B229-165	4000
1-1/2	1.330	P.H.	—	—	229-166	100	B229-166	3000
2	1.640	P.H.	—	—	229-168	100	B229-168	2000
Diameter: #14 (#3 Phillips Bit)								
3/4	1.150	P.H.	—	—	229-182	100	B229-182	5000
1	1.589	P.H.	—	—	229-184	100	B229-184	3500
1-1/4	1.810	P.H.	—	—	229-185	100	B229-185	3000
1-1/2	2.031	P.H.	—	—	229-186	100	B229-186	2500
2	2.690	P.H.	—	—	229-188	100	B229-188	1500

Stock items are shown in **HEAVY** type.

229
Series

paulin TAPPING SCREWS

PART CLASS #
803BF |



L = Length D = Diameter


ORDER BY ITEM (PACKAGE) NUMBER

BLACK		Flat Phillips Head		
Dia. x L Under Head Inches	Approx. Weight (lb) /100 pcs	Clamshell #	Qty	
Diameter: #8				
3/4	0.458	910-1200	12	

230
Series

papeo TAPPING SCREWS

PART CLASS #
803BQ |



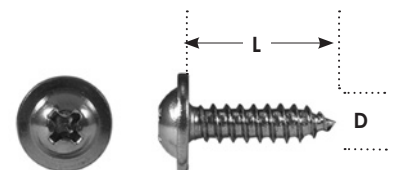
HEAD TYPE

1		2		3		4		5	
	Black Oxide Round Phillips Washers Head		Chrome Oval Phillips SEMS		Black Oxide		Chrome Round Phillips 'Drill-X' SEMS		Black Oxide

ZINC		Phillips Washer Head		
Dia. x L Under Head Inches	Approx. Weight (lb) /100 pcs	Head Type	Clamshell #	Qty
Diameter: #8				
7/16	0.450	1	910-1110	20

BLACK		Phillips Washer Head		
Dia. x L Under Head Inches	Approx. Weight (lb) /100 pcs	Head Type	Clamshell #	Qty
Diameter: #8				
3/4	0.700	1	910-1226	10

CHROME		Round Washer Phillips Head		
Dia. x L Under Head Inches	Approx. Weight (lb) /100 pcs	Head Type	Clamshell #	Qty
Diameter: #8				
5/8	0.650	4	910-1120	10




Stock items are shown in **HEAVY** type.

245
Series

papeco TAPPING SCREWS

PART CLASS #
803BF |



L = Length D = Diameter


ORDER BY ITEM (PACKAGE) NUMBER
ISO Coarse Thread

CHROME		Hex Washer Head SEMS®			
Dia. x L Under Head Inches	Approx. Weight (lb) /100 pcs	Clamshell #	Qty	Black Box #	Qty
Diameter: No. 14					
3/4	1.905	910-0009	5	245-600	100

230
Series

papeco TAPPING SCREWS
- METRIC

PART CLASS #
803BQ
803BF



230-623



230-619

Also published in Screws Catalogue #CAT900103.

TAPPING SCREWS are ideal for all types of projects and can be used with all types of materials, including plastic, wood, and metal. Tapping screws tap their own thread and require a pilot hole slightly smaller than its diameter.

L = Length D = Diameter W = Width

ORDER BY ITEM (PACKAGE) NUMBER
ISO Coarse Thread


BLACK PHOSPHATE Special Tapping Screw - Pan Phillips Head						
Diameter: M4.2-1.41						
Length Under Head mm	Approx. Weight (lb) /100 pcs	W	Clamshell #	Qty	Black Box #	Qty
20 mm	1.00	16 mm	910-1270	3	230-623	100

BLACK PHOSPHATE Special Tapping Screw - Truss Phillips Head						
Diameter: M4.8-1.61						
Length Under Head mm	Approx. Weight (lb) /100 pcs	W	Clamshell #	Qty	Black Box #	Qty
19 mm	1.09	16 mm	910-1275	3	230-619	100

230
Series

papeco LICENCE PLATE SCREWS - METRIC

PART CLASS #
802AZ



LICENSE PLATE SCREWS are used to attach license plates. They can have either a tapping screw thread or a machine screw thread.

A/F = Across Flats (W) W = Width L = Length D = Diameter P = Pitch

ORDER BY ITEM (PACKAGE) NUMBER
ISO Coarse Thread

Product not available in this pack size

ZINC												Slotted Hex Washer Head	
Diameter-Pitch: M6-1.00													
Length	Approx. Weight (lb) /100 pcs	A/F	L	W	Clamshell #	Qty	Handy Pak #	Qty	Black Box #	Qty	Bulk Carton #	Qty	
20 mm	1.875	10	20	13	910-1190	4	—	—	230-616	50	—	—	
OEM #: CHRYLER: 34201287, AMC: 8934201287													

245
Series

papeco LICENCE PLATE SCREWS - METRIC

PART CLASS #
802AZ

ISO Coarse Thread

ZINC												Slotted Round Washer Head	
Diameter-Pitch: M6-1.00													
Length	Approx. Weight (lb) /100 pcs	A/F	L	W	Clamshell #	Qty	Handy Pak #	Qty	Black Box #	Qty	Bulk Carton #	Qty	
16 mm	1.160	—	16	14	—	—	—	—	245-912	25	—	—	

YELLOW ZINC												Hex Washer Head Phillips Drive	
Diameter-Pitch: M6-1.81													
Length	Approx. Weight (lb) /100 pcs	A/F	L	W	Clamshell #	Qty	Handy Pak #	Qty	Black Box #	Qty	Bulk Carton #	Qty	
20 mm	1.340	10	20	10	—	—	—	—	245-911	25	—	—	
OEM #: TOYOTA: 93904-46320, HONDA: 91500-SM4-999AH													



230-616



245-911



245-912

Images do not represent actual size

229 Series

papeco TRIM SCREWS

PART CLASS #
803BF |

TRIM SCREWS are great for your automotive interior, upholstery and exterior trim projects. These screws feature a washer under the head to provide a wider, more uniform load-bearing surface. Trim screws can also be used in HVAC, steel stud framing, gutters, and other indoor or outdoor projects.

L = Length D = Diameter

ORDER BY ITEM (PACKAGE) NUMBER

Product not available in this pack size

ZINC		Phillips Specialty Flat Top Washer Head								
Dia. x L Under Head Inches	Approx. Weight (lb) /100 pcs	Clamshell #	Qty	Black Box #	Qty	Jar #	Qty	Jar Size	Bulk Carton #	Qty
Diameter: #8										
1/2	0.600	910-1111	10	—	—	—	—	—	—	—
3/4	0.700	910-1113	10	—	—	—	—	—	—	—

YELLOW ZINC		Indented Hex Washer Head SEMS®								
Dia. x L Under Head Inches	Approx. Weight (lb) /100 pcs	Clamshell #	Qty	Black Box #	Qty	Jar #	Qty	Jar Size	Bulk Carton #	Qty
Diameter: #10										
3/4	2.000	910-1280	2	—	—	—	—	—	—	—

PHOSPHATE		Oval Phillips SEMS®								
Dia. x L Under Head Inches	Approx. Weight (lb) /100 pcs	Clamshell #	Qty	Black Box #	Qty	Jar #	Qty	Jar Size	Bulk Carton #	Qty
Diameter: #8										
1-1/4	0.917	910-1263	6	—	—	—	—	—	—	—

BLACK		Oval Flush Washer Phillips Head SEMS®								
Dia. x L Under Head Inches	Approx. Weight (lb) /100 pcs	Clamshell #	Qty	Black Box #	Qty	Jar #	Qty	Jar Size	Bulk Carton #	Qty
Diameter: #8										
1-1/4	0.813	910-1210	8	—	—	—	—	—	—	—



910-1111/910-1113



910-1280



910-1263




910-1210

Images do not represent actual size

229
Series

papeco TRIM SCREWS

PART CLASS #
803BQ



O.S. - Oval Small Head

Also published in Screws Catalogue #CAT900103.

TRIM SCREWS are great for your automotive interior, upholstery and exterior trim projects.

L = Length D = Diameter

ORDER BY ITEM (PACKAGE) NUMBER

Product not available in this pack size


ZINC		Oval Phillips Head			
Length Under Head Inches	Approx. Weight (lb) /100 pcs	Clamshell #	Qty	Black Box #	Qty
Diameter: #8					
3/8	0.320	—	—	229-219	100
1/2	0.340	—	—	229-220	100
3/4	0.420	—	—	229-222	100
1	0.460	910-1070	10	229-224	100
1-1/8	0.510	—	—	229-225	100
1-1/4	0.560	—	—	229-226	100
1-1/2	0.690	—	—	229-228	100
1-3/4	0.820	—	—	229-229	100
Diameter: #10					
1/2	0.310	—	—	229-240	100
5/8	0.393	—	—	229-241	100
3/4	0.475	—	—	229-242	100
1	0.460	—	—	229-244	100
1-1/2	0.845	—	—	229-248	100
2	1.170	—	—	229-250	100

Stock items are shown in **HEAVY** type.

229 Series

papeco TRIM SCREWS

PART CLASS #
803BQ



O.R. - Oval Regular Head

Also published in Screws Catalogue #CAT900103.

TRIM SCREWS are great for your automotive interior, upholstery and exterior trim projects. These screws feature a washer under the head to provide a wider, more uniform load-bearing surface. Trim screws can also be used in HVAC, steel stud framing, gutters, and other indoor or outdoor projects.

L = Length D = Diameter

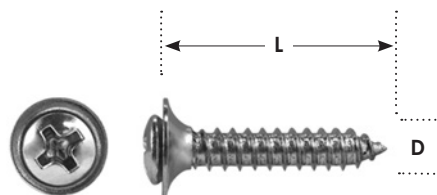
ORDER BY ITEM (PACKAGE) NUMBER

Product not available in this pack size

HEAD TYPE				
O.S. - Oval Small Head		O.R. - Oval Regular Head		

CHROME		Oval Phillips SEMS						
Length Under Head Inches	Approx. Weight (lb) /100 pcs	Head Type	Clamshell #	Qty	Clamshell #	Qty	Black Box #	Qty
Diameter: #6								
3/4	0.330	2 O.R.	—	—	—	—	229-806	50
Diameter: #8								
3/4	0.500	2 O.S.	009-133	8	910-1165	7	229-811	50
1	0.540	2 O.S.	009-134	8	910-1167	6	229-815	50
1-1/4	0.620	2 O.S.	—	—	—	—	229-819	50
Diameter: #10								
3/4	0.925	2 O.S.	009-135	8	—	—	229-833	50
1	1.230	2 O.S.	—	—	910-1170	5	229-837	50

CHROME		Oval Phillips SEMS				
Length Under Head Inches	Approx. Weight (lb) /100 pcs	Head Type	Clamshell #	Qty	Black Box #	Qty
Diameter: #8						
7/8	1.840	2 O.S.	910-1180	6	229-862	100




O.S. - Oval Small Head

Stock items are shown in **HEAVY** type.

229
Series

papco TRIM SCREWS

PART CLASS #
803BF



Also published in Screws Catalogue #CAT900103.

TRIM SCREWS are great for your automotive interior, upholstery and exterior trim projects. These screws feature a washer under the head to provide a wider, more uniform load-bearing surface. Trim screws can also be used in HVAC, steel stud framing, gutters, and other indoor or outdoor projects.

HEAD TYPE

1	2	3	4	5
Black Oxide Round Phillips Washers Head	Chrome Oval Phillips SEMS	Black Oxide	Chrome Round Phillips 'Drill-X' SEMS	Black Oxide

O.S. - Oval Small Head O.R. - Oval Regular Head


L = Length D = Diameter

ORDER BY ITEM (PACKAGE) NUMBER

Product not available in this pack size

BLACK OXIDE		Round Washer Phillips Head						
Length Under Head Inches	Approx. Weight (lb) /100 pcs	Head Type	Clamshell #	Qty	Clamshell #	Qty	Black Box #	Qty
Diameter: #8								
1/2	0.250	1	910-1220	12	009-129	12	229-401	100
5/8	0.600	1	—	—	009-130	10	229-402	100
3/4	0.600	1	910-1225	10	009-131	10	229-403	100
1	0.400	1	910-1230	10	009-132	10	229-405	100
1-1/4	1.150	1	—	—	—	—	229-407	100
Diameter: #10								
3/4	0.615	1	910-1235	6	—	—	229-414	100
1	0.700	1	910-1237	5	—	—	229-416	100

BLACK OXIDE		Oval Phillips SEMS				
Length Under Head Inches	Approx. Weight (lb) /100 pcs	Head Type	Clamshell #	Qty	Black Box #	Qty
Diameter: #8						
5/8	1.535	3 O.S.	—	—	229-849	50
3/4	1.640	3 O.S.	910-1260	8	229-851	50
1	2.145	3 O.S.	910-1262	8	229-855	50
Diameter: #10						
3/4	0.620	3 O.S.	—	—	229-883	50
1	1.230	3 O.S.	—	—	229-887	50




O.S. - Oval Small Head

Stock items are shown in HEAVY type.

229 Series

papeco TRIM SCREWS

PART CLASS #
803BQ



O.S. - Oval Small Head

Also published in Screws Catalogue #CAT900103.

L = Length D = Diameter

ORDER BY ITEM (PACKAGE) NUMBER

Product not available in this pack size

BLACK OXIDE

Oval Phillips Tapping Screw

Length Under Head Inches	Approx. Weight (lb) /100 pcs	Head Type	Black Box #	Qty
Diameter: #8				
3/4	0.350	O.S.	229-911	100
1	0.460	O.S.	229-915	100
1	0.489	O.R.	229-916	100
1-1/4	0.460	O.S.	229-919	100
1-1/2	0.600	O.S.	229-923	100

Length Under Head Inches	Approx. Weight (lb) /100 pcs	Head Type	Black Box #	Qty
Diameter: #10				
3/4	0.460	O.S.	229-933	100
1	0.460	O.S.	229-937	100
1	—	—	—	—
1-1/4	—	—	—	—
1-1/2	1.150	O.S.	229-945	100



P.H. - Pan Head

BLACK OXIDE

Pan Phillips Tapping Screw

Length Under Head Inches	Approx. Weight (lb) /100 pcs	Black Box #	Qty
Diameter: #6			
1/2	0.460	229-960	100
3/4	—	—	—
1	—	—	—
Diameter: #10			
3/4	0.460	229-980	100
1	0.460	229-982	100


Length Under Head Inches	Approx. Weight (lb) /100 pcs	Black Box #	Qty
Diameter: #8			
1/2	0.310	229-962	100
3/4	0.450	229-968	100
1	0.460	229-972	100

Stock items are shown in **HEAVY** type.

230
Series

papeco® TEKS® SCREWS (TRIM SCREWS)

PART CLASS #
803BJ |



TEK SCREWS (also called self drilling screws) are self tapping screws that have a drill bit end which makes them ideal for screwing metal and wood without needing to pre-drill.

L = Length

D = Diameter

ORDER BY ITEM (PACKAGE) NUMBER

ISO Coarse Thread

Product not available in this pack size

ZINC				Phillips Washer Head			
Dia. x Length Under Head Inches	Approx. Weight (lb) /100 pcs	Clamshell #	Qty	Handy Pak #	Qty	Black Box #	Qty
Diameter: #8							
1/2	0.625	910-1155	8	—	—	230-501	50


BLACK				Phillips Washer Head			
Dia. x Length Under Head Inches	Approx. Weight (lb) /100 pcs	Clamshell #	Qty	Handy Pak #	Qty	Black Box #	Qty
Diameter: #8							
1/2	0.563	910-1290	8	—	—	230-502	50
3/4	0.800	910-1291	5	—	—	—	—



230-502/910-1291

230 Series **papco** TRIM SCREWS - METRIC

PART CLASS #
803BQ
803BF



Also published in Screws Catalogue #CAT900103.

TRIM SCREWS are great for attaching automotive trim. These screws feature a washer under the head to provide a wider, more uniform load-bearing surface. Trim screws can also be used in HVAC, steel stud framing, gutters, and other indoor or outdoor projects.

L = Length D = Diameter

ORDER BY ITEM (PACKAGE) NUMBER

ISO Coarse Thread

Product not available in this pack size

CHROME		Pan Pozidriv® Head	
Diameter: M4.2			
Length Under Head mm	Approx. Weight (lb) /100 pcs	Black Box #	Qty
13 mm	0.51	230-203	100
20 mm	0.51	230-205	100
20 mm	0.51	*230-206	100

CHROME		Oval Pozidriv® Head	
Diameter: M4.2			
Length Under Head mm	Approx. Weight (lb) /100 pcs	Black Box #	Qty
13 mm	—	—	—
20 mm	—	—	—
20 mm	0.51	230-207	100

*18.8 Stainless Steel Bright Chromium Plated

CHROME		Round Washer Pozidriv® Head	
Diameter: M4.2			
Length Under Head mm	Approx. Weight (lb) /100 pcs	Black Box #	Qty
8 mm	0.32	230-301	100
12 mm	0.44	230-302	100
16 mm	0.45	230-304	100
20 mm	0.55	230-305	100

BLACK OXIDE		Round Washer Pozidriv® Head			
Diameter: M4.2					
Length Under Head mm	Approx. Weight (lb) /100 pcs	Clamshell #	Qty	Black Box #	Qty
12 mm	0.46	—	—	230-303	100
20 mm	0.46	910-1245	10	230-306	100



230-203/230-205/230-206



230-207



230-301/230-302/230-304/230-305



230-303/230-306

Stock items are shown in **HEAVY** type.

INTERIOR



**AMC
CRYSLER
FORD
GM
HONDA**

**MAZDA
MITSUBISHI
NISSAN
TOYOTA
VOLKSWAGEN**

246
Series

papeco® GLASS SHOP FASTENERS

PART CLASS #
802BB



GLASS SHOP FASTENERS are fasteners used in across several different window/windshield applications.

ORDER BY ITEM (PACKAGE) NUMBER

Product not available in this pack size

Size	Approx. Weight (lb) /100 pcs	Application	Clamshell #	Qty	OEM #
WINDSHIELD MOULDING					
AMC/GM	0.750	GM Rear Window Reveal Moulding	910-1325	4	#8717859, #9854717
MOULDING CLIP					
10-24 x 3/4	0.750	Chrysler Windshield and Rear Window Reveal Moulding	910-1350	6	#6003049, #6003752
DOOR LOCK ROD CLIP					
GM	0.583	GM Windshield to Panel Lower Side	910-1330	6	#9731301 (Nylon), AMC #4005540
REAR WINDOW REVEAL					
CHRYSLER	0.375	GM Door Lock Rod Clip	910-1345	4	#4234830, #123387868



910-1325



910-1350



910-1330



910-1345

ILLUSTRATIONS ARE APPROXIMATE



CHRISTMAS TREE CLIPS

The flexible ribs of these nylon fasteners deflect as the clip is pushed into a panel hole and hold securely anywhere along their ribbed shank. The Cut-Out-Type can be twisted into a small panel hole for retention. Used on inner door panels to hold covering or trim.

ORDER BY ITEM (PACKAGE) NUMBER

Product not available in this pack size

NYLON								
Application	Approx. Weight (lb) /100 pcs	Clamshell #	Qty	Clamshell #	Qty	Black Box #	Qty	OEM #
GM - Trim Panel Retainer	0.040	910-0255	5	—	—	247-010	25	#411700
GM - Door Trim Panel	0.500	910-0470	6	009-279	4	247-012	25	#15545202, #15612948, #15607165, #15953247
GM, Chrysler - Roof Headliner	0.280	910-0240	4	—	—	247-020	25	#6003587, #25514221
Ford - Fascia to Bumper	0.250	910-0265	4	009-280	4	247-024	25	#389443-S
Ford, Chrysler - Trim Panel	0.125	910-0230	3	009-281	4	247-025	25	#6003349, #6032363, #385661-S, #N989022
GM, Chrysler - Interior Trim Panel	0.125	910-0235	5	009-282	4	247-026	25	#6003423, #2048248
Ford - Trim Fastener	0.167	—	—	009-283	3	247-027	25	—
Ford - Dashboard	17.980	910-0245	5	—	—	247-035	25	#N-800387-S
Ford - Trim Panel Retainer	0.125	910-0275	4	009-284	4	247-038	25	#388930-S
GM, Chrysler - Trim Panel Retainer	—	910-0415	3	—	—	247-050	25	#6013122, #20298365
Ford, GM, Jeep Eagle - Door Trim Panel	0.700	—	—	009-285	2	247-052	25	#8934-202-599, #10143422, #N805612-S100
Ford - Door Trim Panel	0.250	—	—	009-286	2	247-053	25	#N805155-S
Ford - Interior Trim Panel	0.440	910-0435	4	—	—	247-055	25	#387477-S
GM - Panel Fastener	0.375	910-0270	3	009-287	4	247-056	25	#22512276
GM - Door Trim Panel	0.250	910-0450	5	009-288	6	247-061	25	#10073833, #15600382, #20421800
Ford - Door Trim Panel	0.750	910-0440	3	009-289	4	247-062	25	#N801925-S
Ford - Seat Back Panel	3.260	910-0405	3	—	—	247-065	25	#387182-S
GM, Toyota - Door Trim Panel	22.760	910-0455	3	—	—	247-068	25	#95005064, #67771-01010

247
Series

papco TRIM FASTENERS

PART CLASS #
802BL



ORDER BY ITEM (PACKAGE) NUMBER

Product not available in this pack size

NYLON								
Application	Approx. Weight (lb) /100 pcs	Clamshell #	Qty	Clamshell #	Qty	Black Box #	Qty	OEM #
Toyota - 30 mm Retaining Clip	0.525	910-0891	4	—	—	247-069	25	#90467-09008
Honda - Retaining Clip	0.200	—	—	—	—	247-073	25	#38529-689A-6300
Nissan - 14 mm Retaining Clip	0.160	910-0889	10	—	—	247-075	25	#76906-T3000
Toyota - Retainer Clip	0.280	910-0890	2	—	—	247-074	25	#90467-06161-01
GM - Door Trim Panel & Headliner	0.167	910-0400	5	009-291	6	247-080	25	#2064891, #9818648, #9883583
GM - Trim Panel	0.333	910-0465	3	009-292	3	247-082	25	#10126901
GM - Body Trim Retainer	0.333	910-0430	4	009-293	6	247-085	25	#3065575
GM - Body Trim Retainer	0.333	—	—	009-294	6	—	—	—
Chev. Truck, GMC - Trim Panel	0.380	910-0460	2	—	—	247-095	25	#363137
GM, Chrysler, VW - Door Trim Panel	0.440	910-0420	3	—	—	247-100	25	#9685057, #N98905101, #4005470, #6003349
Ford - Trim Panel Retainer	0.520	910-0410	3	—	—	247-110	25	#387496-S
Chrysler - Trim Panel	0.780	—	—	—	—	247-136	25	#4114785
Trim Fastener Cut-Out	0.600	—	—	—	—	247-148	25	—
Ford - Door Trim Panel	0.660	910-0935	4	—	—	247-149	25	#383033-S101, #358470, #1900654
Push-Type Retainer Black Nylon	0.380	—	—	—	—	247-398	25	—

247
Series

papco WEATHERSTRIP FASTENERS

PART CLASS #
802BL



WEATHERSTRIP FASTENERS are retainers designed for specific use of securing weatherstripping in the automotive industry. These are categorized by vehicle make..

ORDER BY ITEM (PACKAGE) NUMBER

Product not available in this pack size

Application	Approx. Weight (lb) /100 pcs	Clamshell #	Qty	Clamshell #	Qty	Black Box #	Qty	OEM #
Honda - Weatherstrip Fits 5 mm Hole	0.100	910-0290	4	—	—	247-077	25	#90664-671-0030
GM - Door Weatherstrip	0.140	—	—	—	—	247-150	25	#8731909
GM - Door and Body Weatherstrip	0.200	910-0210	8	009-297	6	247-155	25	#4876498
Chrysler - Weatherstrip	12.280	910-0220	3	—	—	247-160	25	#2964547
Ford - Door Weatherstrip	0.300	910-0200	4	009-298	4	247-165	25	#C5AB-6220586-A



TRIM PAD RELEASE TOOL

Made of heat-treated, high carbon steel with bevelled front edges for easy insertion - plus a machined gripping slot for positive contact. Designed to remove plastic trim pad fasteners without damaging the fastener or backboard. Works well on metal trim pad fasteners. Individually carded.



247-299



HOG RING

To attach seat covers to cushions and seat bottoms - also cushion spring clips. Medium 0.80 Wire Dia. Standard package contains 40 pieces (one size).

Clamshell Part #: **910-1320**, 20 pcs



247-145

247
Series

napco® INTERIOR RETAINERS-ANCHOR GROMMETS

PART CLASS #
802AA



INTERIOR RETAINERS are designed for holding panels in place. Mostly made from Nylon, retainers are make/model/year dependent and can be classified by the OEM number.

ORDER BY ITEM (PACKAGE) NUMBER

Product not available in this pack size






Description	Approx. Weight (lb) /100 pcs	Head Dia.	Stem Length	Clamshell #	Qty	Black Box #	Qty	Other #
Ford Door Trim Panel Retainer	—	1"	5/8"	—	—	247-093	25	#N802900
GM-Door Trim Pnael Retainer	0.560	21/32"	3/4"	—	—	247-096	25	—
Camaro & Firebird 1982-on, GM Truck 1989-On Door Panel Retainer	0.525	3/4"	7/8"	910-0445	4	—	—	#12337920, 20374473
Chrysler Mini Vans 1987-on Interior Trim Panel Retainer	—	5/8"	11/16"	—	—	247-098	25	#6501301
Chrysler 1974-on Door Trim Panel Retainer	0.400	—	—	910-0425	2	247-101	25	#6003368
GM Trucks C, K, 1, 2, 3 1995-on. Door Trim Panel Push-Type Retainer. Fits into 1/4 hole	0.600	9/16"	41/64"	910-0830	3	247-102	25	#15960325
GM Truck, Express/Savana, Olds Silhouette & Pontiac Trans Sport 1997-on. Buick Century & Regal Chevrolet Venture Trim Panel Retainer	0.250	18 mm	24 mm	910-0480	5	247-103	25	#10285935
				009-295	4			
Chrysler Vans 1998-on. Door Trim Panel Retainer	0.520	15 mm	15 mm	910-0485	3	247-104	25	#6505292AA
Chrysler Concorde & LHS Dodge Interid & Eagle Vision 1993-on Weatherstrip Retainer	0.083	21/32"	15/32"	910-0885	6	247-151	25	#4696129
				009-296	6			
Ford 2004-on Weatherstrip Retainer	0.160	—	—	—	—	247-154	25	N/A
For Explorer 1993-on Black Nylon Trim Panel Retainer	0.280	5/8"	3/4"	910-0350	4	247-214	25	#N807721-S
Honda Black Nylon Trim Panel Retainer	0.600	20 mm	15 mm	910-0330	3	—	—	#90667-SA7-0030
Nissan Black Nylon Trim Panel Retainer	0.420	18 mm	20 mm	910-0335	3	247-219	25	#76996-01P02
Mazda 3, 5, 6, CX7 Miata & Protege 2001-on. Door Trim Panel Retainer with Sealer. Bottom Head Dia: 18 mm, Stem Dia: 12 mm	—	Top Head: 14 mm	14 mm	910-0490	1	—	—	#G18K-51-SJ3
Honda 1990-on. White Nylon Door Trim Panel Retainer. Fits into 9 mm hole.	0.700	12.6 mm	14 mm	910-0475	2	—	—	#91566-SP0-003
Toyota #6 Screw Grommet. Fits into 7 mm x 7 mm hole	0.550	14 mm	15 mm	910-1908	2	—	—	#90189-04013
Nissan #10 Screw Grommet. 17 mm wide, 17 mm long. Snaps into 8 mm x 8.5 mm hole	0.167	—	—	910-1945	6	—	—	#68425-H5000

247
Series**papco****INTERIOR RETAINERS-ANCHOR GROMMETS**PART CLASS #
802AA

ORDER BY ITEM (PACKAGE) NUMBER

— Product not available in this pack size

Description	Approx. Weight (lb) /100 pcs	Head Dia.	Stem Length	Clamshell #	Qty	Black Box #	Qty	Other #
Mitsubishi #10 Screw Grommet. 12 mm wide, 12 mm long. Fits into 8 mm x 9 mm hole.	0.125	12 mm	12 mm	910-1955	12	—	—	#MS-480002
Toyota #14 Screw Grommet - Fits into 8 mm x 8 mm hole	3.600	20 mm	17 mm	—	—	247-839	25	#90189-06013
Ford Trim Panel Retainer	0.920	1-3/4"	1"	910-0325	2	247-884	25	#N803387
Toyota Retaining Clip. Fits into 5 mm hole. Panel Thickness: 3 mm	0.140	13 mm	15 mm	—	—	247-880	25	#90467-07050

247
Series**papco****INTERIOR RETAINERS****INTERIOR RETAINERS - AMC****247-052****247-100/910-0420****INTERIOR RETAINERS - CHRYSLER****247-020/910-0240****247-025/910-0230****247-026/910-0235****247-050/910-0415****247-098****247-100/910-0420**

All images are actual size

247 Series

papco® INTERIOR RETAINERS

INTERIOR RETAINERS - CHRYSLER



247-101/910-0425



247-104/910-0485



247-151/910-0885



247-136



247-149/910-0935

CUT-OUT TYPE



247-160/910-0220



247-214/910-0350



247-219/910-0335

INTERIOR RETAINERS - FORD



247-025/910-0230



247-027



247-035/910-0245

All images are actual size

INTERIOR RETAINERS - FORD (CONTINUED)




247-038/910-0275



247-052



247-053




247-055/910-0435



247-062/910-0440



247-065/910-0405



247-093



247-110/910-0410



247-149/910-0935

CUT-OUT TYPE



247-154



247-165/910-0200



247-214/910-0350



247-219/910-0335



247-884/910-0325

All images are actual size

247
Series

papco® INTERIOR RETAINERS


INTERIOR RETAINERS - GM




247-010/910-0255




247-012/910-0470




247-020/910-0240




247-026/910-0235



247-050/910-0415



247-052



247-061/910-0450




247-068/910-0455



247-080/910-0400




247-082/910-0465



247-085/910-0430




247-095/910-0460



910-0445




247-098



247-100/910-0420



247-102/910-0830



247-103/910-0480



247-150

All images are actual size

INTERIOR RETAINERS - GM (CONTINUED)



247-151/910-0885



247-155/910-0210



247-210/910-0250



247-219/910-0335

INTERIOR RETAINERS - HONDA



910-0330



247-219/910-0335



247-073



247-077/910-0290



910-1908



910-1945



910-0475

INTERIOR RETAINERS - MAZDA



910-0490



910-1945

All images are actual size

247 Series

papco INTERIOR RETAINERS

INTERIOR RETAINERS - MITSUBISHI



910-1955

UNIVERSAL



CUT-OUT TYPE

247-148

INTERIOR RETAINERS - NISSAN



910-0330



247-219/910-0335



247-075/910-0889



910-1945



247-880

INTERIOR RETAINERS - TOYOTA



247-068/910-0455



247-074/910-0890



247-839



910-1908



910-1955



247-880

INTERIOR RETAINERS - VOLKSWAGEN



247-025/910-0230



247-100/910-0420

All images are actual size

EXTERIOR



AMC
CRYSLER
FORD
GM
JEEP

HONDA
ISUZU
KIA
LEXUS
MAZDA

MINI
MITSUBISHI
NISSAN
TOYOTA
VW

247
Series

napco EXTERIOR RETAINERS-ANCHOR GROMMETS

PART CLASS #
802AA



EXTERIOR RETAINERS are designed for holding panels in place. mostly made from Nylon, retainers are make/model/year dependent and can be classified by the OEM number.

ORDER BY ITEM (PACKAGE) NUMBER

Product not available in this pack size

Description	Approx. Weight (lb) /100 pcs	Head Dia.	Stem Length	Clamshell #	Qty	Black Box #	Qty	Other #
#6 GM Nylon Grommet - 3/8 sq. head. Fits into 1/4 sq. hole	0.170	3/8"	—	910-1900	10	—	—	#16503329
Honda #6 Natural Nylon Nut Screw Grommet. 9.5 mm wide, 9.5 mm long, snaps into 6 mm sq. hole	0.217	9.5 mm	—	910-1905	6	—	—	#90655-SAO-0030
ISUZU #6 Screw Grommet. 16 mm wide, 12 mm long, Snaps into 6 mm x 10 mm hole	0.375	—	—	910-1907	4	—	—	#8941340270
GM 1971-on. #8 Valance Panel to Rear Bumper Bar Grommet	0.417	—	—	910-2095	6	—	—	#1377030
Chrysler 1985-on Door Frame Spacer Retainer	0.420	1"	13/16"	910-0380	5	—	—	#4381395, 6501086
Honda Legend 1987-on. Body Side Moulding Clip	0.500	—	—	910-0915	3	—	—	#91501-SG0-003
Honda Accord 1986-On. Body Side Moulding Clip	0.500	17 mm	17 mm	910-0920	3	—	—	#91534-SE0-000
Toyota Highlander, Land Cruiser, Tacoma & Tiudra 2001-on. Fender Moulding Clip.	0.750	17 mm	17 mm	910-0925	2	—	—	#90904-67036
Toyota Highlander, Land Cruiser, Tacoma & Tundra 2001-on. Fender Moulding Clip	1.250	17 mm	13 mm	910-0930	2	—	—	#90904-67037
Chrysler MiniVans 1987-on. Sliding Door & Lift Gate Trim Panel Retainer	0.167	3/4"	7/8"	910-0340	2	247-057	25	#6501301
Honda Covic 1992-0n. Belt Moulding Clip	1.600	—	—	910-0945	1	—	—	#91510-SR3-003
Chrysler Trim Panel Retainer	0.300	—	—	910-0375	3	247-058	25	N/A
Honda Civic, Acura Integra 1994-on. Hood/Trunk Moulding Retainer fits into 6 mm hole.	0.140	12 mm	9 mm	910-0880	3	247-067	25	#91518-SM4-003
Honda Acura 1990-on. Hood Insulation Retainer Clip. Fits into 6 mm hole, Panel Thickness: 4 mm	0.500	10 mm	10 mm	910-0515	3	247-078	25	#91520-SM4-C010
				009-290	2			
Chrysler 1988-on Splash Shield & Wheel Well Cover Retainer	0.340	7/8"	1-3/32"	910-0320	3	247-242	25	#6501916
Rear Hood Seal Retainer. GM 1983-on	0.167	3/4"	1-3/8"	910-0285	2	247-243	25	#14074081
Honda Acord 1990-on. Cowl Top Retaining Clip	0.167	14 mm	15 mm	910-0895	3	247-275	15	#91501-SM4-003
C & K Trucks 1999-on, Front Air Deflector Grommet *Use with 247-298*	0.480	28 mm	13 mm	910-0965	2	247-297	25	#15733970
C & K Trucks 1999-on Front Air Deflector Retainer. Flange Dia: 30 mm	1.433	26 mm	24 mm	910-0960	1	247-298	15	#15733971

247
Series

napco® EXTERIOR RETAINERS-ANCHOR GROMMETS

PART CLASS #
802AA



ORDER BY ITEM (PACKAGE) NUMBER

— Product not available in this pack size

Description	Approx. Weight (lb) /100 pcs	Head Dia.	Stem Length	Clamshell #	Qty	Black Box #	Qty	Other #
Chrysler 1990-on. Screw-in Type Retainer. Fits into 1/2 hole	1.000	27/32	1	910-0700	2	—	—	#6502625
Ford 1991-on. Air Baffle to Under Carriage Retainer. Fits in to 8 mm hole.	0.667	20 mm	20 mm	910-0585	2	247-413	25	#N807389-S
				009-315	3			
GM C&K Truck 1999-on. Fender/Front Bumper Cover Retainer. Fits into 6 mm hole	0.320	17 mm	16 mm	910-0605	2	247-417	25	#15149708
Buick Enclave & LaCrosse, Cadillac, CTS, SRX & STS Chevrolet Cobalt, Equinox & Malibu, GM Trucks and Pontiac G5, G6 & Torrent 2003-on. Fender Apron Retainer. Panel Range: 2.7 mm-5.3 mm. Fits into 8.5 mm hole.	0.550	19 mm	14 mm	910-0610	4	—	—	#11609417
Ford 1987-on. Black Nylon Push-type Retainer. Fits into 1/4 hole	0.900	1	29/32	910-0636	2	—	—	N804837S
Geo Storm 1990-On. Cowl Panel to Reinforcement Plate & Engine Spash Shield Retainer. Fits into 6 mm hole	0.467	14 mm	16 mm	910-0710	3	—	—	#94051993
GM 1984-on. Black Nylon Body Retainer. Fits into 1/4 hole.	0.950	1	7/8	910-0807	2	—	—	#20547865
Ford Mustang/Capri 1985-on. Fascia Retainer. Fits into 7 mm hole	1.000	18 mm	23 mm	910-0940	3	—	—	#N803716-S
GM Buick, Enclave and GMC Acadia 2007-on. Panel Attachment & General Purpose Push-Type Retainer. Fits into 10.5mm hole, Panel Range: 6.0-9.0 mm	0.780	25 mm	23 mm	910-0655	2	247-445	50	#11589296
GM 1984-on. Splash Shield, Seat Cushion & Spare Tire Retainer. Fits into 5/16 hole	0.580	1	7/8	910-0555	2	247-447	25	#20570245, 20635065
GM 1997-on. Trim Panel & Hood Insulation Retainer	0.380	25 mm	20 mm	910-0315	5	247-448	25	#22718305
Toyota Grille Clip	0.433	13 mm	23 mm	910-0900	3	—	—	#90467-13005
Plymouth Laser Grille Clip. 13mm Wide, 22 mm Long	0.467	—	—	910-0905	3	—	—	#90655-SAO-0030
Toyota Cressida 1987-84-on. Radiator Grille Clip	0.500	—	—	910-0910	3	—	—	#90467-17004
Chevrolet Lumina and Monte Carlo, Olds Mobile Cutlass and Pontiac Bonneville & Grand Prix 1991-on. Remote Control Door Lock Receiver Retainer	0.120	23/64"	7/16"	910-0360	10	247-200	25	#10063599
GM C, E, K, S & T Trucks 1994-on Wiring Harness & Headliner Retainer. Engine Wiring Harness, Tailgate, Headliner and Air Cleaner	0.280	3/4"	1-1/16"	910-0370	3	247-201	25	#15975244

Limited stock available. Subject to change without notification.

247
Series

napco EXTERIOR RETAINERS-ANCHOR GROMMETS

PART CLASS #
802AA



ORDER BY ITEM (PACKAGE) NUMBER

— Product not available in this pack size

Description	Approx. Weight (lb) /100 pcs	Head Dia.	Stem Length	Clamshell #	Qty	Black Box #	Qty	Other #
GM Trim Panel Retainer	0.200	—	—	910-0365	5	—	—	
AMC 1988-84. Black Nylon Trim Panel Retainer	—	3/4"	11/16"	—	—	247-213	25	#4006529
GM Geo Storm 1990-on. Black Nylon Inner Fender Shield & Bumper Fascia Retainer	11.060	18 mm	23 mm	910-0345	1	247-220	25	#94145515
GM 1989-on Shield Retiner, Battery Post Cable Shield, Engine Splash Shield Radiator Side Air Baffle	0.340	11/16"	1-1/16"	910-0355	2	247-221	25	#10121502
GM 2000-on Engine Compartment & Front End Retainer	0.440	15/16"	3/4"	—	—	247-224	25	#22189414
Lexus ES300/330. Engine Under Cover Push-Type Retainer. Fits into 7 mm hole	—	20 mm	10 mm	—	—	247-228	25	#90467-07201
Chrysler Dodge Daytona 1993. Black Nylon Headlight Mounting Panel to Cross Member Sight Shield Retainer	0.650	1"	1-1/16"	910-0356	1	247-229	25	#6502104
Ford Shroud Retainer *High Retention Capability*	0.180	—	—	910-0300	4	247-233	25	—
Chrysler LH & LHS Series 1997-on Black Nylon Hood Insulation Retainer	—	30 mm	12 mm	—	—	247-239	25	#4878883AA
Buick Enclave, Cadillac CTS & STS, Chevrolet Cobalt, Equinox & SSR, GM Trucks and Pontiac G5 & Torrent 2002-on Push-Type Retainer. Fits into 6.5 mm hole. Panel Range: 4.5 mm-7.0 mm	0.340	18 mm	20 mm	910-0611	3	247-452	50	#11589290
Chevrolet & GMC C & K Trucks 2007-on Bumper Fascia, Flares & Air Dam Push-Type Retainer. Fits into 8.5 mm hole. Panel Range: 2.0 mm-4.5 mm	—	20 mm	20 mm	910-0650	2	247-456	25	#11589292
Buick Enclave & LaCrosse, Chevrolet & GMC C & K Trucks, GMC Acadia, Hummer H3, Saturn Outlook 2005-on. Push-Type Retainer. Fits into 8.5 mm Hole. Panel Range: 7.0 mm-10.0 mm	—	20 mm	24 mm	910-0765	2	247-457	25	#11589294
Chrysler Sebring & Stratus 2001-on. Black Nylon Side Radiator Shield Push-Type retainer. Fits into 9/32 hole	0.540	20 mm	17 mm	—	—	247-459	25	#6506132-AA
Black Nylon Bumper Cover Push-Type Retainer	0.800	18 mm	31 mm	—	—	247-463	15	—

247
Series

napco EXTERIOR RETAINERS-ANCHOR GROMMETS

PART CLASS #
802AA



ORDER BY ITEM (PACKAGE) NUMBER

— Product not available in this pack size

Description	Approx. Weight (lb) /100 pcs	Head Dia.	Stem Length	Clamshell #	Qty	Black Box #	Qty	Other #
Ford Black Nylon Push-Type Retainer. Fits into 8 mm hole.	0.380	15 mm	20 mm	910-0590	3	247-473	25	#F3LY-14570-B
Honda 1998-on. Fender & Bumper Push-Type Retainer. Fits into 9 mm hole	0.633	18 mm	12 mm	910-0860	1	247-474	15	#MR200300
GM 992-on. Ricker Moulding & grille Moulding Clip. Bottom Head: 5/8 x 13/16. Fits into 3/8 hole	0.800	Top Head: 9/16 x 13/16	9/16	—	—	247-476	25	#25724529
Honda Acura 1996-on Bumper Retainer	0.900	20 mm	18 mm	—	—	247-477	25	#91503-SZ5-003
Lexus LX-400 Bumper Cover Push-Type Retainer. Fits into 9 mm hole	0.850	15 mm	27 mm	910-0745	2	—	—	#90467-09093
Honda Acura 3.5RL Sedan 1996-on. Front Bumper Retainer. Fits into 10 mm hole	0.250	20 mm	13 mm	910-0845	2	247-482	25	#91503-SZ3-003
				009-318	2			
Mitsubishi Lancer 2002-on. Front Fender/Bumper Support Retainer. Fits into 8 mm hole.	0.500	20 mm	11 mm	910-0850	2	247-483	23	#MU000319
Honda 1990-on. Push Type Retainer. Fits into 8 mm hole	1.700	17 mm	9 mm	910-0760	1	247-484	25	#91508-SR3-000
Honda Civic & Del Sol 1993-on. Front Fender Retainer. Fits into 8 mm hole	0.440	20 mm	10 mm	910-0840	2	247-486	25	#91501-S04-003
Honda 1990-on. Front/Rear Bumper Retainer. Fits into 10 mm hole.	1.750	20 mm	25 mm	910-0755	1	247-487	25	#91502-SP0-003
				009-319	2			
Honda Accord 1990-on. Fender Splash Shield Retainer. Push-Type. Fits into 8 mm hole.	0.750	20 mm	9 mm	910-0740	2	—	—	#91512-SM4-003
Honda Accord 1990-on. Push-Type Retainer. Fits into 8 mm hole	0.540	18 mm	21 mm	910-0715	1	247-495	25	#90505-SM4-003
Honda Accord 1990-on. Bumper Fascia Retainer. Fits into 10 mm hole	0.900	20 mm	27 mm	910-0720	2	247-496	25	#91502-SM4-000
				009-323	2			
Honda Accord 1990-on. Bumper Fascia Retainer. Fits into 10 mm hole.	0.750	20 mm	24 mm	910-0725	2	247-497	25	#91504-SM4-000
				009-324	2			
Honda Prelude 1983-on Cwl Vent Panel Retainer. Fits into 6 mm hole	0.500	13 mm	11 mm	910-0730	2	—	—	#90687-SB0-003, 90687-SB0-013
Honda Civic 2006-on. Black Nylon Front Bumper Push-Type Retainer with Internal Metal Insert. Fits into 10 mm hole.	1.033	20 mm	13 mm	—	—	247-500	15	#91505-S9A-003

Limited stock available. Subject to change without notification.

247
Series



EXTERIOR RETAINERS-ANCHOR GROMMETS

PART CLASS #
802AA



ORDER BY ITEM (PACKAGE) NUMBER

— Product not available in this pack size

Description	Approx. Weight (lb) /100 pcs	Head Dia.	Stem Length	Clamshell #	Qty	Black Box #	Qty	Other #
Nissan Altima, Maxima & Quest 2002-on, Infiniti FX 35/45. Black nylon Front Bumper and Radiator Support Push-Type Retainer. Fits into 8 mm hole	—	20 mm	13 mm	—	—	247-506	25	#11296-AG000
Pontiac Grand Prix 2004-on. Front bumper Cover Retainer. Fits into 10 mm hole	0.600	18 mm	26 mm	—	—	247-507	25	#11588988
GM 1997-on. Bumper Cover./Fender Shield. fits into 8 mm hole.	0.640	20 mm	26 mm	—	—	247-508	25	#11518017
Buick Enclave, Cadillac CTS & STS, Chevrolet Cobalt, equinox & SSR. GM trucks and Pontiac GS and Torront 2002-on. Grille Bumper Fascia Retainer. Fits into 6.5mm hole. Panel Range: 4.5 mm-7.0 mm	0.400	18 mm	20 mm	—	—	247-509	25	#11589290
GM 1997-on. Cowl Vent/Fender Retainer. Fits into 8.5 mm hole. Panel Range: 4.5 mm-7.0 mm	0.460	20 mm	22 mm	910-0620	2	247-510	25	#11589293
Chrysler 2000-on. Fender, Wheel and Bumper Retainer. Fits into 9.5 mm hole. Panel Range: 3.0 mm-5.8 mm	0.460	18 mm	20 mm	910-0615	2	247-511	25	#6508712AA
Nissan Pick-up 1986-on. Black Nylon Cowl Grille Retainer. Fits into 6 mm sq. hole.	0.325	Head Size: 8 mm x 12 mm	8 mm	910-0820	4	—	—	#66814-01G00
Honda Odyssey 1995-on Push-Type Retainer. Fits into 8 mm hole	1.400	18 mm	15 mm	910-0855	1	—	—	#90505-SX0-003
Mazda #8 Rod End Clip. Holds 4mm Rods, snaps into 6 mm hole	1.000	—	—	910-1335	2	—	—	#9927-80-404
Ford 1978-on #6 Grille Attachment Nut	0.200	—	—	910-2050	5	—	—	#N800503-S
Chrysler #8 Headlamp Grille Nut	0.333	—	—	910-2055	3	—	—	#6031183
GM 1992-on. Black Nylon Push Type Retainer. Fits into 1/4 hole.	0.567	Head Size: 11/16	13/16	910-0595	3	—	—	#10134407
GM Saturn 1996-on. Bumper Fascia Push-Type Retainer. Fits into 8 mm hole.	1.500	20 mm	28 mm	910-0600	1	—	—	#21095797
Lexus 1990-on. Push-Type Retainer. Fits into 7 mm hole.	1.200	20 mm	12 mm	910-0750	1	—	—	#90467-07138
Toyota #10 Fender/Wheel Housing Retainer 'U' Nut. 20 mm wide, 31 mm long, ctr of hole to edge: 11 mm. Panel range: up to 1 mm	1.167	—	—	910-1340	3	—	—	#53879-14020, 53879-22-30, 53879-14010-A

247
Series

papco EXTERIOR RETAINERS-ANCHOR GROMMETS

PART CLASS #
802AA



ORDER BY ITEM (PACKAGE) NUMBER

— Product not available in this pack size

Description	Approx. Weight (lb) /100 pcs	Head Dia.	Stem Length	Clamshell #	Qty	Black Box #	Qty	Other #
GM Buick 1964-on. #6 or 8 Headlight Door to Radiator Grille Anchor Nut	0.350	#6 or #8	—	910-1915	4	—	—	#1355003
Chrysler White #8 Nylon Radiator Grille Nut	0.063	#8 or #10	—	910-1920	8	—	—	#6000943
GM #8 or 10 Grille Nut	0.050	Head Size: 1/2	—	910-1935	10	—	—	—
Nissan #10 Screw Grommet. Fits into 8.5 mm sq. hole	0.100	18 mm	17 mm	910-1950	5	—	—	#01281-00023
Toyota Black #10 Nylon Nut. 14 mm wide, 14 mm long, snaps into 9 mm x 9 mm hole.	0.100	—	14 mm	910-1960	5	—	—	#90189-06018
Honda Natural #14 Nylon Nut. 13 mm wide, 15 mm long. Snaps into 8.5 mm x 10.5 mm hole	0.125	—	—	910-1965	4	—	—	#90656-671-6310M1
Buick Enclave, Chevrolet Equinox, Chevrolet & GMC S & T Trucks, GMC Acadia and Pontiac Torrent 2002-0n. Black Nylon Air Distributor and Windshield Defroster Push-Type Retainer. Panel Range: 2.0 mm - 4.5 mm, Fits into 6.5 mm hole	0.380	18 mm	17.5 mm	910-0625	2	247-874	25	#11589289
Mazda Black Nylon Push-Type Retainer. Fits into 7 mm hole.	0.200	14 mm	11 mm	910-0680	2	247-877	25	#N304-13-356-A
GM 1982-on. Black Nylon Bumper Fascia Retainer. Shoulder Length: 1/4, Fits into 1/2 hole	0.900	1	1-1/8"	910-0575	2	247-878	25	#10077283
Lexus ES300 1993-on Black Nylon Bumper Cover Push-Type Retainer. Fits 9 mm hole.	0.420	18 mm	23 mm	910-0835	2	247-879	25	#90467-09101
Nissan 1986-on. Black Nylon Bumper & Fascia Push-Type Retainer. Fits into 11 mm hole.	1.000	22 mm	14 mm	910-0735	2	—	—	#01553-03101
GM 1987-on. Black Nylon Bumper Fascia Retainer. Shoulder Length: 1/8. Fits into 1/2 hole.	1.050	1	1	910-0580	2	—	—	#22535007
Chrysler Fascia and General Purpose Push-Type Retainer. Panel Range: 5.0 mm-7.0 mm. Fits into 8mm hole	1.300	19 mm	16 mm	910-0630	1	—	—	#5116530-AA
Honda Accord 1990-on. Black Nylon Cowl Panel Push-Type Retainer. Fits into 8 mm hole	1.400	18 mm	14 mm	910-0825	1	—	—	#91508-SM4-003

Limited stock available. Subject to change without notification.

paulin LICENSE PLATE BOLTS

PART CLASS #
802AZ



NOW - Service Stations, Garages, Dealers can turn licence plate installations into a portable sale. Papco® Licence Plate Bolts are made of heavily Electroplated Steel or UV Stabilized Nylon.

ORDER BY ITEM (PACKAGE) NUMBER

Product not available in this pack size

Size	Description	Approx. Weight (lb) /100 pcs	Clamshell #	Qty	Clamshell #	Qty	Black Box #	Qty
REAR LICENSE PLATE SCREWS								
#8	—	0.333	—	—	910-2065	3	—	—

247 Series

papco SCREW-IN RETAINERS

PART CLASS #
802BL



SCREW-IN RETAINERS are designed for holding panels in place. Mostly made from Nylon, retainers are make/model/year dependent and can be classified by the OEM number.

ORDER BY ITEM (PACKAGE) NUMBER

Product not available in this pack size

Application	Approx. Weight (lb) /100 pcs	Clamshell #	Qty	Clamshell #	Qty	Black Box #	Qty	OEM #
Ford - Push-Type Exterior Retainer	0.340	910-0682	2	—	—	247-396	25	#N803946-S
Chrysler								#6502871
GM - Push-Type Exterior Retainer	0.640	910-0683	1	—	—	247-397	25	#15672330
GM								#15956470
Ford - Trim Retainer	0.625	910-0690	3	009-313	4	247-406	25	#15956470
GM - Exterior Body								#20664092
Ford - Push-Type Exterior Retainer	0.340	910-0681	3	—	—	247-446	25	#N808147-S
GM								#10139822
GM								#25680782
Ford Aerostar - Fascia, Trim and Grille	0.280	910-0691	2	—	—	247-468	25	#N803494-S
GM - Blazer and Jimmy Door Handle Bezel								#1579091
Honda - Screw Retainer	0.700	910-0695	2	009-320	2	247-490	25	#90675-SB3-003
Mazda								#FB01-56-96
Nissan								#63876-95596
Honda - Screw Retainer	0.600	—	—	009-321	2	247-491	25	#90684-SA5-0030
Nissan								#10998-30880
Honda - Screw Retainer	—	910-0685	2	—	—	247-492	25	#90668-SB0-0030
Toyota - Screw Retainer	0.220	910-0675	2	—	—	247-493	25	#90467-06017-20
Nissan - Screw Retainer	0.750	910-0705	2	009-322	2	247-494	25	#63844-01A00

PART CLASS #
802BL



PLASTIC SHIELD RETAINERS are for fastening mostly plastic body trim components. Made from high strength nylon plastic.

ORDER BY ITEM (PACKAGE) NUMBER

 Product not available in this pack size

Application	Approx. Weight (lb) /100 pcs	Clamshell #	Qty	Clamshell #	Qty	Black Box #	Qty	OEM #
GM - Dash Panel	0.300	910-0250	4	009-299	4	247-210	25	#25016383
GM, Ford, Chrysler - Radiator	0.100	910-0225	6	009-300	10	247-211	25	#6030441, #388577S, #1595864, #1605396, #705589-S300
GM - Screen Shroud	0.325	910-0305		009-301	4	247-212	25	#20514862
GM, Ford, Chrysler - Fender	0.063	910-0215	5	009-302	8	247-215	25	#4004569, #3691590, #6031321, #389358, #332364, #14093311, #20732399
GM - Radiator Apron	0.583	910-0260	3	009-303	6	247-216	25	#1619321
GM, Ford - Bumper	0.167	910-0310	4	009-304	3	247-222	25	#N804379S, #1631564
GM, Ford - Cowl Insulation	0.240	—	—	—	—	247-230	25	#384051-S, 480534
Ford - Hood Insulation	0.520	—	—	—	—	247-231	25	#385595-S, #386553-S
Ford - Fascia	0.140	910-0280	3	—	—	247-232	25	#N803170-S
GM, Ford, Chrysler - Mud Shield	0.550	—	—	009-305	2	247-235	25	#387258-S, #20032850, #3861577
Chrysler - Radiator Grille	0.750	910-0205	3	009-306	2	247-236	25	#2998430
Chrysler - Fascia	0.520	—	—	—	—	247-237	25	#6501067
Chrysler - Hood Insulated	3.400	910-0510	3	—	—	247-238	25	#4341060
Ford - Radiator Attaching	0.400	—	—	—	—	247-245	25	#N-800505-S
Ford - Grille, Chrysler - Hood	0.660	910-0505	3	—	—	247-248	25	#6003351, #385330-S, #D30Z-16776-A
GM - Hood Insulation	1.500	910-0500	4	—	—	247-249	5	#20064875
GM - Hood Insulation	0.640	—	—	—	—	247-250	25	#3977775, #3078511
Ford - Hood Insulation	0.520	910-0520	6	—	—	247-252	25	#386553-S
Ford - Hood Insulation	0.620	—	—	—	—	247-253	25	#388908-S

papeco® HEADLAMP BEZEL NUTS

PART CLASS #
802BL



ORDER BY ITEM (PACKAGE) NUMBER

Product not available in this pack size

Size	Type	Approx. Weight (lb) /100 pcs	Clamshell #	Qty	Clamshell #	Qty	Black Box #	Qty	Other #
GM #8 Screw	GM 1967-on. Fits into 5/16 square hole	0.280	910-2005	5	—	—	247-819	25	#14013246
#8	GM 1974-on Headlight Bezel Nut	0.250	910-2015	6	—	—	—	—	#3919773
#6-8	Hole size: 6.5 mm x 7.5 mm. Stem Length: 8.5 mm	0.240	910-2000	5	—	—	—	—	#380382
#8	AMC Nylon	0.260	910-2020	5	—	—	—	—	#4000141
#8 or 10	Chrysler	0.300	910-2025	5	—	—	—	—	#2524525
1/4-28	Headlight Adjusting Nut. Use with 1/4-28 screw	0.400	910-2035	5	—	—	—	—	#3921446

247 Series papeco® ANCHOR NUTS

ANCHOR NUTS are for both interior components as well as exterior trim and are fabricated from high strength durable nylon.

ORDER BY ITEM (PACKAGE) NUMBER

Product not available in this pack size

Size	Type	Approx. Weight (lb) /100 pcs	Clamshell #	Qty	Clamshell #	Qty	Black Box #	Qty	OEM #
Ford #8-10 Nylon	Headlight Door Grommet Nut	0.143	910-2030	7	—	—	—	—	#379830-S
#14 Nylon	Licence Plate Nut	0.125	910-2075	5	009-325	8	247-840	25	#3907444, 4755299
#8	Grommet Panel Nut/Anchor Nut	0.267	910-1925	6	—	—	—	—	#3893980
#8	Nissan Anchor Nut	0.125	910-1930	12	—	—	—	—	#96706-B0700

247
Series**papco**® PLASTI-RIVETSPART CLASS #
802BL

PLASTI-RIVETS are cylindrical, headed fasteners that can be either pushed or pressed into place when securing items together as permanent fastening solutions.

ORDER BY ITEM (PACKAGE) NUMBER

Product not available in this pack size

Application	Approx. Weight (lb) /100 pcs	Clamshell #	Qty	Clamshell #	Qty	Black Box #	Qty	OEM #
GM - Fascia	2.000	910-0805	2	009-310	2	247-401	15	#5973400
GM - Fascia (Blue)	0.900	—	—	—	—	247-402	25	#5973823
GM - Fascia (Brown)	0.900	910-0816	1	—	—	247-403	25	#5973996
GM - Exterior Body	0.167	910-0560	4	009-311	3	247-404	25	#20590899
GM - Fascia	0.500	910-0565	3	009-312	2	247-405	20	#14045480
GM - Fender Line	0.167	910-0800	4	009-314	6	247-407	25	#14019206
GM - Grille Attachment	0.400	910-0815	3	—	—	247-408	25	#14032200
GM - Rad Overflow and Windshield Washer Reservoir	0.440	910-0810	3	—	—	247-411	25	#14019226 #14071289
GM - A/C Vents General Purpose	0.160	—	—	—	—	247-450	25	#14005089
Ford - Exterior Body Retainer	0.720	910-0651	2	—	—	247-458	25	#W712665-S300
Ford - Grille to Metal Stamping	0.440	910-0795	2	—	—	247-460	25	#387944-S
Ford - Splash Shield and Fascia GM	0.375	910-0570	3	009-316	4	247-462	25	#N802781-S #14093088
Ford - Grille Opening Reinforcement	0.340	—	—	—	—	247-464	25	#N805231-S
Ford - Fender Shield	0.240	910-0790	4	—	—	247-465	25	#387843-S
Ford - Body GM	0.750	910-0550	4	009-317	2	247-466	25	#N803362-S #20510029
Chrysler - Splash Shield and Fascia Ford	0.620	910-0635	3	—	—	247-467	25	#6501590 #N803421-S
Ford - Grille to Headlamp Bracket	0.280	910-0801	3	—	—	247-470	25	#383142-S
Chrysler - Grille	0.340	910-0785	2	—	—	247-475	25	#6031383
Chrysler - Plastic Inner Fender	0.340	910-0806	2	—	—	247-480	25	#6031390
Chrysler - Plasti-Rivet	0.480	—	—	—	—	247-485	25	—

247
Series

napco® EXTERIOR RETAINERS

EXTERIOR RETAINERS - AMC



247-213



247-215/910-0215



910-2065



910-1920



910-2020

EXTERIOR RETAINERS - CHRYSLER



910-0380



247-057/910-0340




247-058/910-0375



910-0905



247-211/910-0225



247-213



247-215/910-0215



247-221/910-0355



247-224

All images are actual size

EXTERIOR RETAINERS - CHRYSLER (CONTINUED)



247-229/910-0356



247-233/910-0300



247-235/910-0245



247-236/910-0205



247-237



247-238/910-0510



247-239



247-242/910-0320



247-245



247-396/910-0682



247-400/910-0645



247-406/910-0690



247-407/910-0800



910-0700



247-413/910-0585

All images are actual size

247 Series

napco® EXTERIOR RETAINERS

EXTERIOR RETAINERS - CHRYSLER (CONTINUED)



247-417/910-0605



247-459



247-466/910-0550



247-467/910-0635



247-469



247-475/910-0785



247-480/910-0806



247-485



247-511/910-0615



910-2055



910-1920



910-2025



910-0595



247-874/910-0625



910-0630

All images are actual size

EXTERIOR RETAINERS - FORD



910-0380



247-024/910-0265



910-0905



247-211/910-0225



247-215/910-0215



247-221/910-0335



247-222/910-0310



247-230



247-231



247-232/910-0280



247-233/910-0300



247-235/910-0245



247-245



247-252/910-0520



247-253

All images are actual size

247
Series

napco® EXTERIOR RETAINERS

EXTERIOR RETAINERS - FORD (CONTINUED)



247-396/910-0682



247-406/910-0690



247-413/910-0585



910-0940



910-0636



247-446/910-0681



247-448/910-0315



247-458/910-0651



247-460/910-0795



247-462/910-0570



247-464



247-465/910-0790



247-466/910-0550



247-467/910-0635



247-468/910-0691

All images are actual size

EXTERIOR RETAINERS - FORD (CONTINUED)



247-470/910-0801



247-473/910-0590



247-494/910-0705



247-508



247-510/910-0620



910-2050



910-2030

EXTERIOR RETAINERS - GM



247-056/910-0270



247-057/910-0340



247-200/910-0360



247-201/910-0370



910-0365



247-211/910-0225

All images are actual size

247 Series

napco® EXTERIOR RETAINERS

EXTERIOR RETAINERS - GM (CONTINUED)



247-212/910-0305



247-215/910-0215



247-216/910-0260



247-220/910-0345



247-221/910-0355



247-222/910-0310



247-224



247-230



247-233/910-0300



247-235/910-0245



247-242/910-0320



247-243/910-0285



247-248/910-0505



247-249/910-0500



247-250

All images are actual size

EXTERIOR RETAINERS - GM (CONTINUED)



247-297/910-0965



247-298/910-0960



247-397/910-0683



247-401/910-0805



247-402



247-403



247-404/910-0560



247-405/910-0565



247-406/910-0690



247-407/910-0800



247-408/910-0815



910-0700



247-411/910-0810



247-413/910-0585



247-417/910-0605

All images are actual size

247 Series

napco® EXTERIOR RETAINERS

EXTERIOR RETAINERS - GM (CONTINUED)



910-0610



910-0710



910-0807



247-445/910-0655



247-446/910-0681



247-447/910-0555



247-448/910-0315



247-450/910-0681



247-452/910-0611



247-456/910-0650



247-457/910-0765



247-458/910-0651



247-462/910-0570



247-466/910-0550




247-468/910-0691

All images are actual size

EXTERIOR RETAINERS - GM (CONTINUED)



247-473/910-0590



247-476



247-480/910-0806



247-493/910-0675



247-507



247-508



247-509




247-510/910-0620



247-511/910-0615



247-456/910-0650



910-2095



910-2065



910-1925



910-2015



910-1900



247-819/910-2005



910-1935



910-1915

All images are actual size

247 Series

napco® EXTERIOR RETAINERS


EXTERIOR RETAINERS - GM (CONTINUED)



910-2000



910-2035



247-840/910-2075



910-1340



910-0595



910-0600



247-874/910-0625



247-877/910-0680



247-878/910-0575



910-0580



910-0630

EXTERIOR RETAINERS - JEEP



247-417/910-0605



247-511/910-0615

All images are actual size

EXTERIOR RETAINERS - HONDA



910-1940



247-067/910-0880



247-078/910-0515




910-0905



247-275/910-0895



247-474/910-0860



247-477



247-482/910-0845



247-483/910-0850



247-484/910-0760



247-486/910-0840



247-487/910-0755



910-0740



247-490/910-0695



247-491



247-492/910-0685



247-495/910-0715




247-496/910-0720

All images are actual size

247 Series

napco® EXTERIOR RETAINERS

EXTERIOR RETAINERS - HONDA (CONTINUED)



247-497/910-0725



910-0730



247-500



910-0855



910-1905



910-1965



247-877/910-0680



910-0825



910-0920



910-0915



910-0945

EXTERIOR RETAINERS - ISUZU



910-0905



247-220/910-0345



247-491



910-1907

All images are actual size

EXTERIOR RETAINERS - KIA



247-494

EXTERIOR RETAINERS - LEXUS



910-0745



247-228



910-0750



247-879/910-0835

EXTERIOR RETAINERS - MAZDA



910-1940



247-490/910-0695



247-493/910-0675

All images are actual size

247 Series

napco® EXTERIOR RETAINERS

EXTERIOR RETAINERS - MAZDA (CONTINUED)



247-494/910-0705



910-1335



910-1930



247-877/910-0680

EXTERIOR RETAINERS - MITSUBISHI



910-0905



247-474/910-0860



247-483/910-0850



910-1950

EXTERIOR RETAINERS - NISSAN



910-1940



910-0710



910-0595

All images are actual size

EXTERIOR RETAINERS - NISSAN (CONTINUED)



247-490/910-0695



247-491




247-494/910-0705



247-506



910-0820



910-1950



910-1930



910-0735

EXTERIOR RETAINERS - TOYOTA



910-1960



910-1940



247-069/910-0891



910-0900



910-0910



247-228

All images are actual size

247 Series

napco® EXTERIOR RETAINERS

EXTERIOR RETAINERS - TOYOTA (CONTINUED)



247-493/910-0675



910-1907



910-1950



910-1340



910-0925



910-0930

EXTERIOR RETAINERS - VW



247-211/910-0225

All images are actual size

BRAKE AND FUEL LINES

**FLARED ASSEMBLIES
COILS
FITTINGS
BRAKE LINE ADAPTORS**

**BLEEDER SCREWS
GREASE FITTINGS
AND MORE**

262
Series**papco**® THROTTLE ROD CLIPS AND RETAINERSPART CLASS #
802AP

Throttle Rod Clips are made of hardened spring steel in right and left hand styles . The retainer springs, or hairpin cotters, are measured by the diameter of the centre eye.

Type
1Type
2Type
3Type
4Type
5

ORDER BY ITEM (PACKAGE) NUMBER

Size	Approx. Weight (lb) /100 pcs	Type	Handy Pak #	Qty
1/16	—	3	262-073*	100
5/64	—	3	262-075*	100
1/8	0.030	3	262-076*	100
1/8 (GM)	0.160	4	262-062*	25
5/32	0.075	3	262-078*	100
5/32R	0.180	1	262-008*	25
5/32L	0.180	1	262-009*	25
3/16R	0.220	1	262-010*	25
3/16L	0.240	1	262-011*	25
7/32	0.140	3	262-080	100
1/4 (GM)	0.220	4	262-064*	25
1/4R	0.420	1	262-014*	25
1/4L	0.150	1	262-015*	25
1/4	1.000	3	262-084	100
3/8	0.215	3	262-088	100

*Retainers

PART CLASS #
802AB

Used to adjust throttle linkages and control rods on automobiles, trucks, snowmobiles, marine and off the road equipment. Made of heat treated carbon steel and bright plated for corrosion resistance.

TYPE G = Solid




TYPE A = Spring Loaded

TYPE P = Quick Disconnect

ORDER BY ITEM (PACKAGE) NUMBER

THROTTLE BALL JOINT CARD				
Size	Approx. Weight (lb) /100 pcs	Type	Card #	Qty
#10-32	6.000	G	262-203	1
#10-32	30.000	A	262-210	1
1/4-28	10.000	G	262-204	1
1/4-28	8.000	A	262-211	1
1/4-28	6.000	P	262-218	1
5/16-24	7.000	G	262-205	1
5/16-24	8.000	A	262-212*	1
3/8-24	14.500	G	262-206	1
7/16-20	29.000	G	262-207	1
1/2-20	34.000	G	262-208	1

*Most Popular






Type G (Solid)		High-strength design with good wear resistance for heavy duty service. Oil and gas resistant rubber shield protects against abrasive dirt.
Type A (Spring Loaded)		Conforms to S.A.E. Standards with case hardened seats and ball studs for extra wear resistance. Spring loaded for zero end-play.
Type P (Quick Disconnect)		Lightweight economical quick disconnect design. Ball studs can be removed from spring steel retaining clip for making length adjustments.

Convenient skin-packed card contains one Ball Joint.

310
Series**papco® PUSH-PULL CONTROLS**PART CLASS #
802AQ




For choke, throttle, hood, air vents, heater valves, mowers, snow blowers, power take-off etc. All controls are individually packaged for point of sale display.

ORDER BY ITEM (PACKAGE) NUMBER

Length	Approx. Weight (lb) /100 pcs	Description	Black Box #	Qty	
60" long	36.500	Utility Controls Round black knob to complete any dash panel. 2" travel, 3/16 OD. Gal. Casing, .054" HC Wire, 3/8-24 housing thread		310-120	1
72" long	40.000			310-121	1
72" long	69.000	'T' handle Heavy Duty Locking Assembly Turn and lock. Brass locking clutch. Chrome Handle. Plated. Heavy Duty Housing with 2" thread length. Full floating core wire. 2" travel, 3/16 OD. Casing, .062" HC Core Wire, 1/2-20 housing thread		310-181	1
84" long	58.500	'T' handle Assembly Chrome plated metal handle. Plated assembly. Includes mounting bracket and finishing washer. 2" travel, 3/16 OD. Casing, .054" HC Wire, 3/8-24 housing thread		310-152	1
108" long	70.000	'T' handle Heavy Duty Locking Assembly Locks with half turn. Brass Clutch. Chrome Handle. Includes dash mount bracket and finishing washer. Full floating core does not turn with handle. 2" travel, 3/16 OD. Casing, .062" HC Wire, 3/8-24 housing thread		310-173	1
108" long	38.000	Marine Control For boats, other marine and hostile environment applications. Casing is 3/16" Dia. REINFORCED Nylon. 'T' Handle is chrome plated. Brass housing. Full floating core wire. 2" travel, 3/16" Vinyl Coated casing w/HDPE Liner, .062" Stainless Core Wire, 3/8-24 housing thread.		310-183	1

310
Series**papeco® PUSH-PULL CONTROLS**PART CLASS #
802AQ

ORDER BY ITEM (PACKAGE) NUMBER


Length	Approx. Weight (lb) /100 pcs	Description	Black Box #	Qty	
180" long	92.000	Standard Assembly Round lustrous black knob. Includes mounting bracket and finishing washer plated. 2" travel, 3/16 OD. Casing, .054" HC Wire, 3/8-24 housing thread		310-136	1
120" long	105.500	Power Take Off Controls Used primarily as dash mounted power takeoff control on trucks and mobile equipment. Nylon lined, metal reinforced vinyl casing. Plated for corrosion resistance. Large 2" Dia. round plastic knob. 7/16-20 x 1-1/2" long housing. Includes mounting nut and lock washer. Individually boxed. 4" travel, 5/16" Vinyl Coated Casing, .093" Stainless Core Wire, 7/16-20 housing thread		310-194	1
240" long	151.500			310-198	1

310
Series**papeco® HEAVY DUTY VERNIER CONTROL**PART CLASS #
802AQ

Recommended for heavy truck, bus, agricultural and off-highway uses. Heavy duty easy-action control for critical adjustments. This accurate Vernier Control has a unique three prong locking collar. Designed for one-hand setting and locking in place. Make accurate fine adjustments by rotating knob - depress central button and push or pull for coarse setting.

Long life working parts are brass and stainless, weather resistant 5/16" O.D. reinforced vinyl casing and liner, .072" stainless steel core wire x 120" long. Housing is 3/4-16 x 2-9/16" long with hex panel nut, mounting nut and lock washer. Travel is 3-5/8".

120" long, individually boxed

**310-216**

papeo® CONTROL WIRE STOPS

PART CLASS #
802AQ

Universal type. For push-pull controls, choke control wires, hood release latches and throttle cables. Position cable stop against control arm of lever and tighten screw. Standard package 25 pieces.



310-353

1/4" for 1/16" wire



310-354


3/8" for 1/8" wire

papeo® CARBURETOR & THROTTLE RETURN SPRINGS

PART CLASS #
802BI

ORDER BY ITEM (PACKAGE) NUMBER

Size/Type	Approx. Weight (lb) /100 pcs	Description	Black Box #	Qty
Long	2.750	Universal Throttle Return Spring. Can be adapted for use on all carburetor and accelerator pedals. Spring measures 12" overall and plain end can be cut to required length.	311-001	12
Short	1.458	Carburetor Return Spring. Attach to screw on carburetor body and hook to throttle valve arm. Acts as a helper spring for throttle return - prevents racing and sticking accelerator. For G.M. and Chrysler cars.	311-002	12



311-001



311-002

papeco® UNIVERSAL PEDAL RETURN SPRINGS

PART CLASS #
802BI

For all brake and clutch pedals.

ORDER BY ITEM (PACKAGE) NUMBER

Size/Type	Approx. Weight (lb) /100 pcs	Description	Black Box #	Qty
Heavy	17.000	18-1/2" overall x 13/16" O.D. x 2" Coil x 7/64" Dia. wire.	311-101	12
Light	17.125	18-1/2" overall x 3/4" O.D. x 3-1/2" Coil x 1/16" Dia. wire.	311-103	12



311-101



311-103

904
Series**papeco™ BRAKE LINE FITTINGS**PART CLASS #
802BQ

ORDER BY ITEM (PACKAGE) NUMBER

— Product not available in this pack size

BRAKE BLEEDER SCREWS

Size	Approx. Weight (lb) /100 pcs	Type	Application	Clamshell #	Qty	Black Box #	Qty
1/4-28 x 0.920	0.500	1	Ford/Volvo	009-523	1	904-206	5
5/16-24 x 1.06	1.200	1	GM	009-522	1	904-213	5
3/8-24 x 1.11	1.800	1	GM/Ford/Chrysler/Jeep	009-521	1	904-203	5
3/8-24 x 1.471	2.600	1	Ford	009-520	1	904-200	5
7/16-20 x 1.28	1.000	2	Ford	009-532	1	904-215	5
METRIC							
M7-1.0 x 32 mm	1.300	1	Domestic/Import	009-529	1	904-209	5
M7-1.00 x 37.6 mm	2.200	1	Most Import	009-531	1	904-214	5
M8-1.00 x 26.4 mm	2.200	2	Domestic/Import	009-536	1	—	—
M8-1.00 x 37.3 mm	2.800	1	Ford/Mazda/Geo/Isuzu	009-533	1	904-216	5
M8-1.25 x 25.2 mm	1.200	2	GM/Honda/Acura	009-524	1	904-205	5
M8 x 1.25 x 33 mm	1.400	3	GM/Honda	009-535	1	904-204	5
M10-1.00 x 27.5 mm	3.500	2	GM	009-525	1	904-207	5
M10 x 1.0 x 33 mm	2.400	1	Domestic/Import	009-527	1	904-212	5
M10-1.00 x 35.2 mm	3.600	2	Domestic/Import	009-528	1	904-210	5
M10-1.00 x 35.7 mm	3.600	2	Toyota/Lexus	009-530	1	—	—
M10-1.25 x 33.1 mm	3.600	2	Domestic/Import	009-534	1	904-221	5
M10 x 1.5 x 29.3 mm	2.100	3	GM/Ford	009-526	1	904-201	5
Small Repair Insert	2.100	2	Universal-stripped threads	—	—	904-218	5
Large Repair Insert	4.300	2	Universal-stripped threads	—	—	904-219	5

** Products supplied may vary from images shown.





Papco STEEL HYDRAULIC BRAKE LINES

Papcoflex Steel Hydraulic Brake Lines are ideal replacement parts for hydraulic brake, transmission, gas, oil and vacuum lines used on all cars, trucks, buses and tractors.

1. All Papco Brake Lines feature a copper brazed, double-walled steel construction coupled with a zinc outer coating that provides resistance to rust, leakage, pressure and vibration.
2. Papco lines comply to GM123M-ASV and S.A.E. J527B, have wall thickness of 0.028" (0.70mm) and withstands pressures to 17,000 psi.
3. All Papco lines can easily be shaped by hand to duplicate the original without crimping or collapsing.

Papcoflex POLY-V Coated Brake Lines feature a polyvinyl flouride coating to resist corrosion, nicks and dents while providing up to 30 times the protection of standard steel brake lines.

Papcoflex Armoured Steel Brake Lines feature the highest degree of protection against common road hazzards. Each steel line is wound the entire length with a 0.046" diameter high carbon, galvanized wire and comes complete with flared fittings.

CUPRO-NICKEL Tubing Brake Lines are guaranteed for the life of the vehicle and afford the ultimate resistance to corrosion. Easiest to bend and flare. Guarantee is limited to the replacement of the product under normal wear and tear circumstances and the proper preparation (flaring) of the lines and installation.



S = Steel P = Poly-V AS = Armoured Steel CN = Cooper Nickel

ORDER BY ITEM (PACKAGE) NUMBER

Product not available in this pack size

Overall Length	Approx. Weight (lb)/ 100 pcs	3/16 O.D.				Approx. Weight (lb)/ 100 pcs	1/4 O.D.			
		S	P	AS	CN		100 pcs	P	AS	CN
6"	5.000	S-306	—	AS-306	—	—	—	—	—	—
8"	5.800	S-308	PS-308	AS-308	CN-308	7.600	S-408	PS-408	AS-408	CN-408
10"	6.600	S-310	—	AS-310	—	—	—	—	—	—
12"	7.500	S-312	PS-312	AS-312	CN-312	9.000	S-412	PS-412	AS-412	CN-412
14"	—	S-314	—	—	—	—	—	—	—	—
20"	10.000	S-320	PS-320	AS-320	CN-320	13.600	S-420	PS-420	AS-420	CN-420
30"	14.700	S-330	PS-330	AS-330	CN-330	19.800	S-430	PS-430	AS-430	CN-430
40"	18.000	S-340	PS-340	AS-340	CN-340	25.000	S-440	PS-440	AS-440	CN-440
51"	22.300	S-351	PS-351	AS-351	CN-351	30.700	S-451	PS-451	AS-451	CN-451
60"	23.150	S-360	PS-360	AS-360	CN-360	35.600	S-460	PS-460	AS-460	CN-460
72"	30.700	S-372	PS-372	AS-372	CN-372	41.500	S-472	PS-472	AS-472	CN-472
108"	50.000	S-310	—	—	—	—	—	—	—	—

Overall Length	Approx. Weight (lb)/ 100 pcs	5/16 O.D.				Approx. Weight (lb)/ 100 pcs	3/8 O.D.			
		S	P	AS	CN		S	P	AS	CN
6"	—	—	—	—	—	—	—	—	—	—
8"	9.000	S-508	PS-508	AS-508	CN-508	13.000	S-608	PS-608	—	CN-608
10"	—	—	PS-510	AS-510	—	14.000	S-610	—	AS-610	—
12"	11.800	S-512	PS-512	AS-512	CN-512	16.000	S-612	PS-612	AS-612	CN-612
20"	17.200	S-520	PS-520	AS-520	CN-520	22.000	S-620	PS-620	AS-620	CN-620
30"	24.200	S-530	PS-530	AS-530	CN-530	30.600	S-630	PS-630	AS-630	CN-630
40"	30.800	S-540	PS-540	AS-540	CN-540	39.300	S-640	PS-640	AS-640	CN-640
51"	38.900	S-551	PS-551	AS-551	CN-551	47.500	S-651	PS-651	AS-651	CN-651
60"	44.300	S-560	PS-560	AS-560	CN-560	53.900	S-660	PS-660	AS-660	CN-660
72"	53.000	S-572	PS-572	AS-572	CN-572	64.700	S-672	PS-672	AS-672	CN-672



PAPCO STEEL HYDRAULIC BRAKE LINES - METRIC

METRIC BRAKE LINES

All the proven features of the Papcoflex Steel Hydraulic Brake Line. Available in three types, all 3/16" diameter and in popular lengths as listed.

Type 'A': Metric Thread with standard flare. For Nissan, Honda, Mazda and Toyota.

Type 'B': U.S. Thread with bubble flare. For Austin, Cortina, Cricket, Fiat, Jaguar, M.G. and Triumph.

Type 'C': Metric Thread with bubble flare. For BMW, Citroen, Mercedes-Benz, Peugeot, Porsche, VW.

S = Steel **P** = Poly-V **CN** = Cooper Nickel

Overall Length	TYPE 'A'			TYPE 'B'		
	S	P	CN	S	P	CN
8"	MA308	PMA-308	CNMA-308	MB308	PMB-308	CNMB-308
12"	MA312	PMA-312	CNMA-312	MB312	PMB-312	CNMB-312
20"	MA320	PMA-320	CNMA-320	MB320	PMB-320	CNMB-320
30"	MA330	PMA-330	CNMA-330	MB330	PMB-330	CNMB-330
40"	MA340	PMA-340	CNMA-340	MB340	PMB-340	CNMB-340
51"	MA351	PMA-351	CNMA-351	MB351	PMB-351	CNMB-351
60"	MA360	PMA-360	CNMA-360	MB360	PMB-360	CNMB-360

Overall Length	TYPE 'C'			TYPE 'T'		6.0 mm O.D. GM / IMPORTS	
	S	P	CN	S	CN	S	CN
8"	MC308	PMC-308	CNMC-308	MT308	CNMT-308	MM308	CNMM-308
12"	MC312	PMC-312	CNMC-312	MT312	CNMT-312	MM312	CNMM-312
20"	MC320	PMC-320	CNMC-320	MT320	CNMT-320	MM320	CNMM-320
30"	MC330	PMC-330	CNMC-330	MT330	CNMT-330	MM330	CNMM-330
40"	MC340	PMC-340	CNMC-340	MT340	CNMT-340	MM340	CNMM-340
51"	MC351	PMC-351	CNMC-351	MT351	CNMT-351	MM351	CNMM-351
60"	MC360	PMC-360	CNMC-360	MT360	CNMT-360	MM360	CNMM-360

NOTE: Type 'T' Lines – Toyota / GM Long Nut.

papco BRAKE LINE MERCHANDISERS

Each merchandiser includes a rugged metal rack complete with measuring gauge. Merchandisers can be hung on a wall, shelf end, or post. When joining two or more brake lines, use Papco® Inverted Flare Unions.



POLY-V COATED BRAKE LINE MERCHANDISER

No. 022-587

Contains 56 Lengths of the most popular 3/16" and 1/4" diameter Coated Brake Lines. Four each of 3/16" and 1/4" x 8", 12", 20", 30", 40", 51" and 60".

STEEL METRIC BRAKE LINE MERCHANDISER

No. 022-483

Contains 42 lines - three of each of the 14 listed lengths of Steel Metric Brake Lines in Type 'A' and 'C'.

POLY-V COATED METRIC BRAKE LINE MERCHANDISER

No. 022-485

Contains 42 lines - three of each of the 14 listed lengths of Poly-V coated Metric Brake Lines in Type 'A' and 'C'.

022-284

Empty Wire Rack (with tubes and colour-coded labels to create your own mix of lines)

BRAKE LINE TUBING



S = Steel **P** = Poly-V **CN** = Cooper Nickel

ORDER BY ITEM (PACKAGE) NUMBER

Outside Dia.	Wall thickness	Steel	POLY-V	COPPER NICKEL
3/16	0.28	901-131	PC-325	CN-325
1/4		901-141	PC-425	CN-425
5/16		901-151	PC-525	CN-525
3/8		901-161	PC-625	CN-625

Standard coil length - 25 ft.


COPPER TUBING

Construction: Cold drawn to size, seamless and fully annealed alloy. Advantages: Soft temper permits single and double flares as well as easy hand shaping. Applications: Suitable for refrigeration, gasoline and oil lines on automobiles, trucks, marine and diesel engines, oil burners, water lines, industrial and general purpose use. Available in 25*, 50 and 100 foot coils.

Outside Dia.	Wall Thick.	Weight Per 100 ft.	W/P psi @100°F	Stock No.		
				25 ft.	50 ft.	100 ft.
1/8	0.030	3.5 lbs.	3130	901-221	901-222	901-223
3/16	0.030	5.8 lbs.	1990	901-231	901-232	901-233
1/4	0.030	8.0 lbs.	1450	901-241	901-242	901-243
5/16	0.032	11.0 lbs.	1230	901-251	901-252	901-253
3/8	0.032	13.4 lbs.	900	901-261	901-262	901-263
1/2	0.032	18.2 lbs.	740	901-271	901-272	901-273
5/8	0.035	23.2 lbs.	640	901-281	901-282	901-283
3/4	0.035	28.0 lbs.	640	901-291	901-292	901-293

W/P - Working Pressure * Individually Packaged up to 3/8 O.D.

HYDRAULIC BRAKE FITTINGS



8" MASTER CYLINDER ADAPTOR LINES (COLOUR CODED)

Tube Size	Approx Weight (lb)/100 pcs	Thread & Flared Type	Thread & Flared Type	Colour Code	Steel	POLY-V
3/16	6.000	3/8-24 - Inverted	7/16-24 - Inverted	Red	913-002*	P913-002
3/16	7.000	3/8-24 - Inverted	1/2-20 - Inverted	Black	913-003*	P913-003
3/16	7.000	3/8-24 - Inverted	1/2-20 - Inverted	Green	913-004*	P913-004
3/16	9.000	3/8-24 - Inverted	9/16-18 - Inverted	Olive	913-006*	P913-006
3/16	5.000	3/8-24 - Inverted	10mm-1.0 - Bubble	Olive	913-008*	P913-008
3/16	7.000	10mm-1.0 - Bubble	11mm-1.0 - Bubble	Orange	913-009*	P913-009
3/16	8.000	10mm-1.0 - Bubble	12mm-1.0 - Bubble	Blue	913-010*	P913-010
3/16	8.000	10mm-1.0 - Bubble	13mm-1.0 - Bubble	Green	913-011*	P913-011
3/16	6.000	3/8-24 - Inverted	11mm-1.0 - Bubble	Yellow	913-012*	P913-012
3/16	7.000	3/8-24 - Inverted	12mm-1.0 - Bubble	Blue	913-013*	P913-013
3/16	7.000	3/8-24 - Inverted	13mm-1.5 - Bubble	Orange	913-014*	P913-014
3/16	6.000	3/8-24 - Inverted	10mm-1.0 - Inverted	Olive	913-015*	P913-015
1/4	7.000	7/16-24 - Inverted	7/16-24 - Inverted	Brass	913-001*	P913-001
1/4	8.000	7/16-24 - Inverted	9/16-18 - Inverted	Blue	913-005*	P913-005
1/4	8.000	7/16-24 - Inverted	1/2-20 - Inverted	Silver	913-007*	P913-007
6 mm	—	12mm-1.0 - Bubble	14mm-1.5 - Bubble	Blue	913-018*	—



PAPECO™ BRAKE LINE FITTINGS

STEEL TUBE NUTS – STANDARD

Standard Package 10 Pieces

Tube size	Thread size	Part No.
3/16	3/8-24	DS141-3PK
1/4	7/16-24	DS141-4PK
5/16	1/2-20	DS141-5PK
3/8	5/8-18	DS141-6



STEEL TUBE NUTS – LONG

Standard Package 10 Pieces

Tube size	Thread size	Part No.
3/16	3/8-24	DSL141-3PK
1/4	7/16-24	DSL141-4PK



STEEL TUBE NUTS – OVERSIZE HEX

Standard Package 10 Pieces

Tube size	Thread size	Part No.
1/4 x 3/16	7/16-24	DS141-4-3
5/16 x 3/16	1/2-20	DS141-5-3
5/16 x 1/4	1/2-20	DS141-5-4
3/8 x 3/16	5/8-18	DS141-6-3
3/8 x 1/4	5/8-18	DS141-6-4



UNIONS

Standard Package 5 Pieces

Tube size	Thread size	Part No.
3/16	3/8-24	D142-3PK
1/4	7/16-24	D142-4PK
5/16	1/2-20	D142-5PK
3/8	5/8-18	D142-6PK



ADAPTORS – STANDARD TO DUAL MASTER CYLINDER

Female Inverted Flare Seat - Thread	Male Inverted Flare Seat - Thread	Description	Approx. Weight (lb) /100 pcs	Clamshell #	Part #	Qty
3/16 - 3/8-24	5/16 - 1/2-20	B. Line Dual Cylinder Adapter	—	—	D7817*	2
3/16 - 3/8-24	1/4 - 7/16-24	B. Line Dual Cylinder Adapter	—	—	D7818	2
3/16 (3/8-24) Bubble	3/16 (3/8-24)	Dual Master Cylinder Adapter	1.000	—	D1441	1
3/16 - 3/8-24	5/16 - 1/2-20	B. Line Dual Cylinder Adapter	—	—	D7909	2
3/16 - 3/8-24	3/16 - 9/16-20	B. Line Dual Cylinder Adapter	—	009-488	D7910	2
3/16 - 3/8-24	3/16 - 9/16-18	B. Line Dual Cylinder Adapter	—	009-487	D7911	2
3/16 - 9/16-18	3/16 - 1/2-20	B. Line Dual Cylinder Adapter	—	—	D7912	2
3/16 - 1/2-20	3/16 - 9/16-18	Special Malet	5.550	—	D7913	2
1/4 - 7/16-24	1/4 - 7/16-20	B. Line Dual Cylinder Adapter	—	—	D7732*	2
1/4 - 7/16-24	3/16 - 3/8-24	B. Line Dual Cylinder Adapter	—	009-489	D7828	2
1/4 - 7/16-24	5/16 - 1/2-20	B. Line Dual Cylinder Adapter	—	009-490	D7829	2
1/4 - 7/16-24	3/16 - 9/16-18	B. Line Dual Cylinder Adapter	—	009-486	D7908	2
5/16 - 1/2-20	5/16 - 1/2-20	B. Line Dual Cylinder Adapter	—	009-466	D1074*	2
5/16 - 1/2-20	3/8 - 5/8-18	Adapter	3.500	—	D7916	2
5/16 - 1/2-20	1/4 - 7/16-24	Adapter	2.250	—	D7917*	2
5/16	1/4	Adapter	1.500	—	D7727*	1
5/16	3/16	Dual Master Cylinder Adapter	7.000	—	D7897	1
3/8 - 5/8-18	5/16 - 1/2-20	Adapter	5.000	—	D7915	2

Inverted Male Thread (Exceptions noted)	Inverted Female Thread (Exceptions noted)	Description	Approx. Weight (lb) /100 pcs	Clamshell #	Part #	Qty
10 mm Bubble	3/16 (3/8-24)	Metric Brake Adapter	10.000	—	D1442	1
10 mm	3/16 (3/8-24)	Metric Brake Adapter	4.000	—	D1443	1
M12 x 1.0	M10 x 1.0	Metric Brake Adapter	2.000	—	D7936	1

* Seals on hex face



PAPCO™ BRAKE LINE FITTINGS

METRIC BRAKE LINE FLARE NUTS

Standard Package 10 Pieces

Tube size	Approx Weight (lb) /100 pcs	Flare Type	Thread-Application	Colour Code	Steel
3/16	1.000	Inverted Flare	10mm-1.0 - Toyota	Blue	MA300
3/16	1.000	Inverted Flare	10mm-1.0 - Toyota/GM	Blue	MA317
3/16	—	Inverted Flare	10mm-1.0 - Toyota	Blue	MA327
3/16	—	Inverted Flare	10mm-1.0 - Japanese	Blue	MA343
3/16	—	Bubble Flare	3/8-24 - British	Violet	MB311
3/16	—	Bubble Flare	10mm-1.0 - Euro/Domestic	Olive	MC300
3/16	—	Bubble Flare	10mm-1.0 - VW/Audi	Violet	MC314
3/16	1.000	Bubble Flare	12mm-1.0 - GM/Ford	Blue	MC341
3/16	—	Bubble Flare	13mm-1.5 - GM/Ford	Green	MC342
3/16	—	Bubble Flare	11mm-1.5 - GM/Ford	Orange/Grey	MC343
1/4	—	Inverted Flare	12mm-1.0 - Ford	Olive	MC313
6 mm	—	Bubble Flare	12mm-1.0	Olive	MC612
6 mm	—	Bubble Flare	12mm-1.5	Olive	MC613
6 mm	—	Bubble Flare	14mm-1	Black	MC614



METRIC / INCH INVERTED FLARE AND BUBBLE FLARE UNIONS

Standard Package 2 Pieces

Tube Size	Approx Weight (lb) /100 pcs	Thread Size	Seat Type	Clamshell #	Qty	Part No.
3/16	—	3/8-24	Bubble Flare	—	—	PC1190
3/16	—	M10-1.0	Bubble Flare	—	—	PC1191
3/16	5.000	M10-1.0	Inverted Flare	009-470	1	PC1192
M6	5.000	M12-1.0	Inverted Flare	—	—	PC1193



ADAPTORS – METRIC TO METRIC BUBBLE FLARE

Standard Package 2 Pieces

Tube Size	Approx Weight (lb) /100 pcs	Female Bubble Flare Seat	Male Bubble Flare Tube	Part No.
3/16	3.500	M10-1.0	M11-1.5	PC1179
3/16	3.750	M10-1.0	M12-1.0	PC1180
3/16	4.500	M10-1.0	M13-1.5	PC1181



ADAPTORS – INVERTED FLARE TO INCH / METRIC BUBBLE FLARE

Standard Package 2 Pieces

Tube Size	Female Inverted Flare Seat	Male Bubble Flare Tube	Approx Weight (lb) /100 pcs	Clamshell #	Qty	Part No.
3/16	3/8-24	3/8-24	2.000	009-467	1	PC1177
3/16	3/8-24	M10-1.0	2.000	009-462	1	PC1178



ADAPTORS – INVERTED FLARE TO METRIC BUBBLE FLARE

Standard Package 2 Pieces

Tube Size	Female Inverted Flare Sea	Male Inverted Flare Tube	Approx Weight (lb) /100 pcs	Clamshell #	Qty	Part No.
3/16	3/8-24	M10-1.0	5.000	009-463	1	PC1176



**papeco**

THREADED SLEEVE FITTINGS (DOUBLE COMPRESSION)

Usage: May be used with Copper, Brass and Aluminum. Not recommended with Steel Tubing.

Applications: Gas, Air, Oil, Water and lubrication systems.

Mechanical: Fitting easily assembled (2-piece). Tube should be bottomed on inside of fitting body. Do not over torque nut. Vibration control is fair - not as good as inverted flare.

Tube Size	Approx. Weight (lb) /100 pcs	Description	Part #	Qty
1/8	1.000	Threaded Sleeve Nut	D181-2	1
1/4	0.010	Threaded Sleeve Union	DB182-4	1

**D181-2****DB182-4****papeco**

PRECISION FITTINGS

Usage: May be used with Copper, Nylon, Plastic and Polyethylene Tubing.


Applications: Instrumentation, Air Control, Water and Lubrication Systems.

Mechanical: Fitting easily assembled – 3-piece put nut on tube first then slotted end of sleeve. Bottom tube on the inside of fitting body. Tighten nut and sleeve – do not over-torque. Excellent vibration control.

Tube Size	Approx. Weight (lb) /100 pcs	Description	Package #	Qty
1/8	1.000	Precision Grip Collet	D860-2*	1
5/32	10.000	Precision Grip Collet	D860-2-1/2*	1



Tube Size	Approx. Weight (lb) /100 pcs	Description	Package #	Qty
5/32	10.000	Precision Grip Nut	D861-2-1/2	1



Tube Size	Approx. Weight (lb) /100 pcs	Description	Package #	Qty
1/8	2.000	Precision Grip Union - Tube to Tube	D862-2*	1
5/32	3.500	Precision Grip Union - Tube to Tube	D862-2-1/2	1



Tube Size	Approx. Weight (lb) /100 pcs	Description	Package #	Qty
5/32 x 1/8	10.000	Precision Grip Connector - Tube to Male Pipe	D868-2-1/2*	1



Limited stock available. Subject to change without notification.

PAPECO™ CARBURETION FITTINGS

Hose I.D	Pipe Size	Approx. Weight (lb) /100 pcs	Description	Package #	Qty
3/8	3/8	4.000	Male Inverted Connector	D1568	1
5/8	3/8	6.000	Hose Adapter	D1411	1




D1411



D1568

PAPECO™ TOWED TRAILER BRAKE TEES



A-Female	B-Female	C-Male	Approx. Weight (lb) /100 pcs	Part #	Qty
3/16 - 7/16-24	3/16INV - 3/8-24	1/4INV - 7/16-24	6.250	D7914*	2
3/16 - M10-1.0	3/16INV - 3/8-24	3/16 - M10-1.0	8.750	D7918*	2

PAPECO™ NYLON 12 TUBING

Premium black nylon 12 tubing is specifically designed for use with fuel injection systems and as a direct replacement for steel fuel line. Rated to 200 p.s.i.

Tube Size	Approx. Weight (lb) /100 pcs	Length	Package #	Qty
1/4 (6 mm)	32.500	25'	901-310	1
5/16 (8 mm)	18.500	10'	901-300	1
5/16 (8 mm)	—	25'	901-311	1
3/8 (10mm)	20.000	10'	901-301	1
3/8 (10 mm)	—	25'	901-312	1



Limited stock available. Subject to change without notification.



RUBBER FUEL HOSE

Meets/exceeds SAE J30R7 and OEM specifications. Operating temperature range -29°F to 257°F. Burst pressure 50 p.s.i.


Note - not for use with Fuel Injection Systems

Size	Approx. Weight (lb) /100 pcs	Package #	Qty
1/4 (6 mm) x 25	—	901-531	1
5/16 x 25	—	901-532	1
3/8 x 25	—	901-533	1



SENDER HOSE LINE FITTINGS

Size	Approx. Weight (lb) /100 pcs	Description	Clamshell #	Qty	Black Box #	Qty
14 mm - 1.5 Female Joiner	7.000	GM Sender Hose Line Fitting	009-500	1	905-111	1
16 mm - 1.5 Female Joiner	7.500	GM Sender Hose Line Fitting	009-501	1	905-114	1



905-111



905-114



QUICK CONNECT NYLON FUEL LINE FITTINGS

No tools required - Global Style Quick Connect Fittings. Individually Packaged.

Size	Approx. Weight (lb) /100 pcs	Style	Clamshell #	Qty	Card #	Qty
5/16-5/16 (8 mm)	0.500	B	009-502	1	905-117	1
5/16-5/16 (8 mm)	2.200	A	009-503	1	905-118	1
3/8-5/16 (8 mm)	0.500	B	009-504	1	905-119	1
3/8-5/16 (8 mm)	2.400	A	009-505	1	905-120	1
3/8-10 mm	0.500	B	009-506	1	905-121	1
3/8-10 mm	2.500	A	009-507	1	905-122	1



Style A



Style B



Papeco™ QUICK RELEASE CONNECTORS

Individually packaged

Size	Approx. Weight (lb) /100 pcs	Part #	Qty
1/4 Steel Fuel Connector	3.000	905-124	1
5/16 Steel Fuel Connector	3.500	905-125	1
3/8 Steel Fuel Connector	4.000	905-126	1



Papeco™ NYLON QUICK CONNECT RETAINER CLIPS

Description	Approx. Weight (lb) /100 pcs	Part #	Qty
5/16 Clip	0.260	905-150	5
3/8 Clip	0.260	905-155	5



Papeco™ FUEL SENDING UNIT REPAIR FITTINGS

Individually packaged

Size	Approx. Weight (lb) /100 pcs	Style	Part #	Qty
5/16 x 4-3/4	3.000	A	905-304	1
5/16 x 12	9.000	C	905-313	1
3/8 x 4-3/4	3.500	A	905-404	1
3/8 x 12	10.000	C	905-413	1
14 mm Nut x 4-3/4	5.550	B	905-305	1
16 mm Nut x 4-3/4	7.000	B	905-405	1



Style A

Quick Connect to Solder End



Style B

GM Nut/O-Ring to Solder End



Style C

Rubber Hose to Solder End



STEEL ADAPTOR LINES

PART CLASS #
802AV

Individually packaged

Size	Approx. Weight (lb) /100 pcs	Style	Black Box #	Qty
1/4" to 8mm. Nylon	3.000	B	905-354	1
14mm - 8mm Nylon	5.500	A	905-350	1
5/16" † 8mm. Nylon	3.500	B	905-356	1
5/16" to 8mm. Nylon	2.000	C	905-360	1
5/16" Nylon Elbow	4.000	H	905-816	1
16mm - 10mm Nylon	7.500	A	905-352	1
3/8" to 10mm. Nylon	2.000	B	905-358	1
3/8" to 10mm. Nylon	2.500	C	905-362	1
3/8" Nylon Elbow	3.500	H	905-817	1
Joiner/Reducer	4.000	G	905-390	1



Style A

GM Nut/O-Ring to
Nylon Tubing



Style C

Rubber Hose - Nylon Tubing



Style B

Quick Connect - Nylon Tubing



Style G

10 mm to 8 mm Reducer -
Nylon Tubing



Style H

Nylon Tubing Elbow



STEEL FUEL LINE REPAIR KITS

PART CLASS #
802AV

Individually packaged

Size	Approx. Weight (lb) /100 pcs	Style	Part #	Qty
1/4 x 18	10.500	B	905-500	1
5/16 x 9	9.500	A	905-509	1
5/16 x 18	16.000	A	905-518	1
5/16 x 18	15.000	B	905-513	1
3/8 x 9	13.000	A	905-609	1
3/8 x 18	20.000	A	905-618	1
3/8 x 18	18.000	B	905-613	1
14mm x 7-1/4	8.000	C	905-508	1
16mm x 7.25	10.000	C	905-608	1



Style A

GM Nut/O-Ring - Rubber Hose



Style B

Quick Connect - Both Ends



Style C

GM Nut/O-Ring -Nylon Tubing



Papeco™ SPECIAL FLARE TRANSMISSION REPAIR LINES

Fits most GM, Ford and Chrysler vehicles.

Description	Approx. Weight (lb) /100 pcs	Style	Black Box #	Qty
5/16 x 4	3.000	A	905-555	1
5/16 x 4	2.500	B	905-556	1
3/8 x 4	3.000	A	905-553	1
3/8 x 4	2.000	B	905-554	1



Style A



Style B



Papeco™ QUICK CONNECT NYLON FITTINGS

Assembly Tool Required. Individually packaged.

Description	Approx. Weight (lb) /100 pcs	Style	Part #	Qty
1/4 x 5/16 Straight	—	F	905-720	1
5/16 x 5/16 Straight	1.000	A	905-713	1
5/16 x 5/16 Straight	1.500	C	905-717	1
5/16 x 5/16 90°	2.000	B	905-716	1
5/16 x 5/16 90°	—	D	905-718	1
5/16 x 3/8 Straight	2.500	—	905-721	1
3/8 x 5/16 Straight	2.500	E	905-722	1
3/8 x 3/8 Straight	2.000	A	905-714	1
3/8 x 3/8 Straight	2.000	E	905-719	1
3/8 x 3/8 90°	1.000	B	905-715	1
3/8 x 3/8 90°	2.000	G	905-723	1



Style A



Style B



Style C



Style D



Style E



Style F



Style G

904
Series

Papco[®] HYDRAULIC GREASE FITTINGS

PART CLASS #
807BU

Papco[®] Hydraulic Grease Fittings are manufactured from high-quality, case hardened steel and are zinc plated to resist corrosion. Each fitting is heat treated and tested to 8,000 p.s.i. Spring-loaded ball check valve ensures a dirt-free lubrication system. Papco[®] Grease Fittings are available in all popular thread types including thread-forming and metric.

Description	Type	Part #	Qty
1/8 NPT Straight Long	7	904-607	25
1/8 NPT Straight	1	904-610	25
1/8 NPT 30° Elbow	2	904-611	25
1/8 NPT 45° Elbow	3	904-688	25
1/8 NPT 65° Elbow	4	904-612	25
1/8 NPT 90° Elbow	5	904-613	25
1/4 NPT Straight	1	904-627	25
1/4 NPT 65° Elbow	4	904-629	25
1/4-28 Straight	1	904-641	25
1/4-28 Straight Long	7	904-652	25
1/4-28 45° Short	3	904-636	25
1/4-28 45° Long	3	904-637	25
1/4-28 90° Elbow	5	904-691	25
5/16-24 Straight	1	904-692	25
3/8-24 Straight	1	904-693	25
1/4-28 Thread-Forming	6	904-690	25

METRIC FITTINGS			
Description	Type	Part #	Qty
6 mm x 1.0 Straight	1	904-701	25
6 mm x 1.0 45° Elbow	3	904-745	25
6 mm x 1.0 90° Elbow	5	904-790	25
8 mm x 1.0 Straight	1	904-702	25
8 mm x 1.0 45° Elbow	3	904-746	25
8 mm x 1.0 90° Elbow	5	904-791	25
10 mm x 1.0 Straight	1	904-703	25



Type 1

Straight



Type 2

30° Elbow



Type 3

45° Elbow



Type 4

65° Elbow



Type 5

90° Elbow



Type 6

Thread-Forming



Type 7

Straight Long



papeco™ FUEL SENDING UNIT TO FILTER REPAIR LINES

Description	Approx. Weight (lb) /100 pcs	Style	Part #	Qty
3/8 Quick Connect to Nylon Elbow	5.000	A	905-806	1
3/8 Quick Connect to Steel Elbow	5.500	B	905-807	1
3/8 Quick Connect to Nylon Elbow	4.500	C	905-808	1
3/8 Quick Connect to 180 Steel Elbow	8.500	D	905-809	1



Style A



Style B



Style C




Style D



papeco™ NYLON TUBING TO STEEL LINE JOINER KITS

PART CLASS #
807CE



Conveniently connect to existing steel fuel line on vehicles changing over to nylon tubing.

ORDER BY ITEM (PACKAGE) NUMBER

Description	Approx. Weight (lb) /100 pcs	Part #	Qty
5/16 Steel - 5/16 Nylon	6.500	905-864	1
3/8 Steel - 10 mm Nylon	10.000	905-865	1



papeco™ NYLON TUBING JOINERS



Ring barb design, Brass

Tubing Size	Approx. Weight (lb) /100 pcs	Clamshell #	Qty	Package #	Qty
1/4 (6 mm)	0.250	—	—	905-909	2
5/16 (8 mm)	1.000	009-512	2	905-910	2
3/8 (10 mm)	1.750	009-513	2	905-911	2

papeco™ FUEL SENDING REPAIR LINES

PART CLASS #
802AV



FUEL SENDING REPAIR LINES are a bulk section of tubing that enables you to easily replace a damaged section of the fuel line with a piece that matches the material, dimensions, shape and performance of the original.

ORDER BY ITEM (PACKAGE) NUMBER

 Product not available in this pack size

Size	Approx. Weight (lb) /100 pcs	Description	Clamshell #	Qty	Package #	Qty
FUEL SENDING REPAIR LINE						
5/16 x 12	8.500	FUEL SENDING REPAIR LINE	—	—	905-312	1
5/16 x 12 GM	11.500	FUEL SENDING REPAIR LINE	—	—	905-314	1
5/16 x 18 EF1	12.500	FUEL SENDING REPAIR LINE	—	—	905-318	1

Size	Approx. Weight (lb) /100 pcs	Description	Clamshell #	Qty	Package #	Qty
ADAPTER LINES						
3/8 x 18 16 mm	22.500	STEEL FUEL LINE	—	—	905-403	1
3/8 x 18 BEAD	22.500	STEEL FUEL LINE	—	—	905-410	1
3/8 x 12	10.500	FUEL SENDING REPAIR LINE	—	—	905-412	1
3/8 x 12 GM	14.500	FUEL SENDING REPAIR LINE	—	—	905-414	1
3/8 x 18 GM	16.000	FUEL SENDING REPAIR LINE	—	—	905-418	1
5/16 x 6	8.500	REPL LINE FOR GM FUEL FILTER #	—	—	905-506	1
5/16 x 12	11.500	REPL LINE FOR GM FUEL FILTER #	—	—	905-512	1
5/16 x 30	35.000	FUEL REPAIR LINE	—	—	905-530	1
5/16 x 48	50.000	REPL LINE FOR GM FUEL FILTER #	—	—	905-548	1
5/16 x 48 BEAD	5.000	FUEL REPAIR LINE	—	—	905-549	1
3/8 x 6	9.000	REPLACEMENT LINE FOR GM FUEL	—	—	905-606	1
3/8 x 12	14.000	REPLACEMENT LINE FOR GM FUEL	—	—	905-612	1
3/8 x 24	35.000	REPL LINE FOR GM FUEL FILTER #	—	—	905-624	1
3/8 x 30	45.000	FUEL REPAIR LINE	—	—	905-630	1
3/8 x 36	50.000	REPL LINE FOR GM FUEL FILTER #	—	—	905-636	1
3/8 x 48	55.000	REPLACEMENT LINE FOR GM FUEL	—	—	905-648	1
3/8 x 48 BEAD	44.500	FUEL REPAIR LINE	—	—	905-649	1
5/16 FORD STRGT	4.500	NYLON FUEL REPAIR LINE	—	—	905-900	1
3/8 FORD STRGT	8.500	NYLON FUEL REPAIR LINE	—	—	905-901	1
5/16 x 3/8 FORD	7.000	NYLON FUEL REPAIR LINE	—	—	905-903	1
3/8 x 5/16 FORD	6.500	NYLON FUEL REPAIR LINE	—	—	905-904	1
3/8 ELBOW	6.000	NYLON FUEL REPAIR LINE	—	—	905-912	1
5/16 ELBOW	4.500	NYLON FUEL REPAIR LINE	—	—	905-913	1
5/16 TUBE	7.500	NYLON FUEL REPAIR LINE	—	—	905-916*	1
3/8 TUBE	9.500	NYLON FUEL REPAIR LINE	—	—	905-917	1
5/16 STRGT	4.000	NYLON FUEL REPAIR LINE	—	—	905-918	1
3/8 STRGT	5.500	NYLON FUEL REPAIR LINE	—	—	905-919	1

Limited stock available. Subject to change without notification.

papco® FLARE NUTS

PART CLASS #
802BX



Flare nuts are used to create a leak tight and pressure resistant seal when securing tapered tubing to a tapered fitting.

ORDER BY ITEM (PACKAGE) NUMBER

Product not available in this pack size

Size	Approx. Weight (lb) /100 pcs	Clamshell #	Qty	Card #	Qty
(3/16) 10 mm	5.000	009-464	1	PC1191(BR)	1
10 mm x 1.0	1.250	009-471	2	—	—
(3/16) 11 mm x 1.5	1.000	009-472	1	—	—
(3/16) 10 mm x 1.0	3.000	009-473	1	—	—
(3/16) 13 mm x 1.5	2.000	009-474	1	—	—
—	3.000	009-481	1	—	—
5/16-5/16	9.000	009-510	1	—	—
3/8-10 mm	11.000	009-511	1	—	—



DRAIN PLUGS

DRAIN AND FILLER PLUGS

- IMPERIAL**
- METRIC**
- MAGNETIC**

DRAIN PLUG GASKETS

Papco® PIPE PLUGS

PART CLASS #
802BE



Hex Head



Square Head



These brass pipe plugs are used as drain and filler plugs on all cars, trucks, tractors and stationary engines. Made with Dryseal American National Pipe Threads.

ORDER BY ITEM (PACKAGE) NUMBER

BRASS Square Head			
Iron Pipe Size Thread	Approx. Weight (lb) /100 pcs	Clamshell #	Qty
1/8	0.750	009-423	2
1/4	3.250	009-424	2
3/8	5.000	009-425	1
1/2	5.000	009-426	1

BRASS Hex Head			
Iron Pipe Size Thread	Approx. Weight (lb) /100 pcs	Clamshell #	Qty
1/8	3.000	009-441	2
1/4	3.250	009-442	2

260 Series Papco® PIPE PLUGS

PART CLASS #
802BE



Socket Head



Square Head

With LOCTITE® Vibra-Seal®

These forged steel pipe plugs are used as drain and filler plugs on all cars, trucks, tractors and stationary engines. Made with Dryseal American National Pipe Threads. For improved reliability Papco® Pipe Plugs feature LOCTITE® Vibra-Seal® pre-applied thread sealant.

STEEL Square Head				
Iron Pipe Size Thread	Approx. Weight (lb) /100 pcs	Approx. Dia Small End	Black Box #	Qty
1/8-27	51.458	3/8	260-901	12
1/4-18	3.917	1/2	260-902	12
3/8-18	6.500	5/8	260-903	12
1/2-14	11.833	7/8	260-904	12
3/4-14	30.083	1	260-906	12

STEEL Socket Head			
Iron Pipe Size Thread	Approx. Weight (lb) /100 pcs	Black Box #	Qty
1/8-27	0.917	260-921	12
1/4-18	2.792	260-922	12
3/8-18	3.500	260-923	12
1/2-14	7.167	260-924	12



260-902



260-903



260-904

Images are actual size

papeco® PIPE PLUGS

PART CLASS #
100H



These steel pipe plugs are used as drain and filler plugs on all cars, trucks, tractors and stationary engines.

ORDER BY ITEM (PACKAGE) NUMBER

STEEL		Square Head	
Size	Approx. Weight (lb) /100 pcs	Needa?™ Clamshell #	Qty
3/8 -18 NPT	2.000	400804A	2
1/2-14 NPT	2.000	400814A	2

papeco® RUBBER DIFFERENTIAL PLUG

PART CLASS #
100I



Image is actual size


RUBBER DIFFERENTIAL PLUG is a rubber viton plug that pops into the differential cover. Allowing you to drain fluid.

ORDER BY ITEM (PACKAGE) NUMBER

RUBBER			
Size	Approx. Weight (lb) /100 pcs	Needa?™ Clamshell #	Qty
3/4	—	652933	1

263
Series

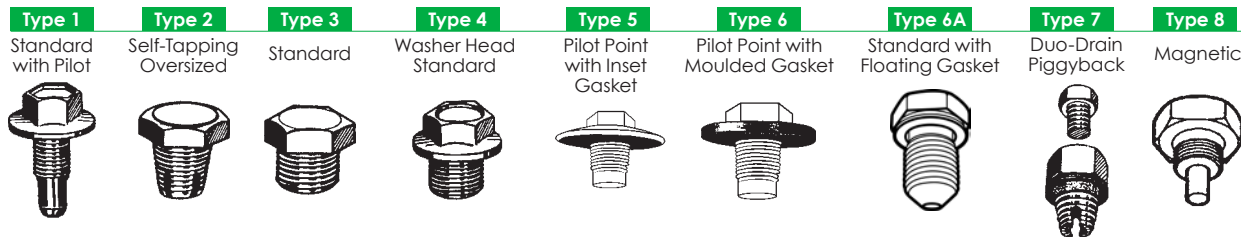
PAPCO® DRAIN AND FILLER PLUGS AND GASKETS



PART CLASS #
802AS/100F



PAPCO® DRAIN PLUGS are manufactured in nine types and are available in metric and imperial sizes. Type 2 oversize plugs are tapered, hardened and cut their own thread where the original has been stripped. To use an oversize plug, hold in a straight position and tighten with a socket wrench. Plug is then removed to clear metal particles and then reinstalled. Each drain plug is supplied with a gasket.



ORDER BY ITEM (PACKAGE) NUMBER

Product not available in this pack size

Size and Thread	Approx. Weight (lb) /100 pcs	Type	Needa?™ Clamshell #	Std Package Qty	Black Box #	Qty
1/2 Universal Rubber Oil Drain Plug	—	—	652006	1	—	—
1/2-20 Standard	7.500	1	652336	1	263-778	5
1/2-20 Standard Pilot Point	6.000	1	652026	1	263-710	5
1/2-20 Standard Pilot Point	—	—	652846	1	—	—
1/2-20 S.O. Self-Tapping	7.500	2	652046	1	263-711	12
1/2-20 D.O. Self-Tapping	5.542	2	652066	1	263-712	12
1/2-20 T.O. Self-Tapping	7.292	2	—	—	263-713	12
1/2-20 Magnetic	6.600	8	652036	1	263-714	5
1/2-20 Magnetic Single Oversize	—	—	652056	1	—	—
1/2-20 D.O. Duo	8.900	7	—	—	263-715	5
1/2-20 Standard Duo	7.500	7	—	—	263-716	5
1/2-20 Pilot Point w/Moulded Gasket	10.200	6	—	—	263-718	5
5/8 Universal Oil Drain Plug	—	—	652016	1	—	—
5/8-18 Standard	8.500	3	—	—	263-720	5
3/4-16 Standard	11.400	3	—	—	263-750	5
3/4-16 S.O. Self-Tapping	12.600	2	—	—	263-751	5

263
Series

PAPCO® DRAIN PLUGS

Size and Thread	Approx. Weight (lb) /100 pcs	Type	Black Box #	Qty
1	9.000	snap	263-650	5
5/8	3.700	snap	263-656	5
7/8-31/32	5.500	snap	263-660	5

Image not available

263
Series


papco® DRAIN AND FILLER PLUGS

DRAIN PLUGS

1/2-20



263-778



263-710/652026



263-711/652046



263-712/652066



263-713



263-714/652036



263-715



263-716



263-718



652056



652336



652846



652006

5/8-18

3/4-16



263-720



652016



263-750



263-751

All images are actual size

263
Series



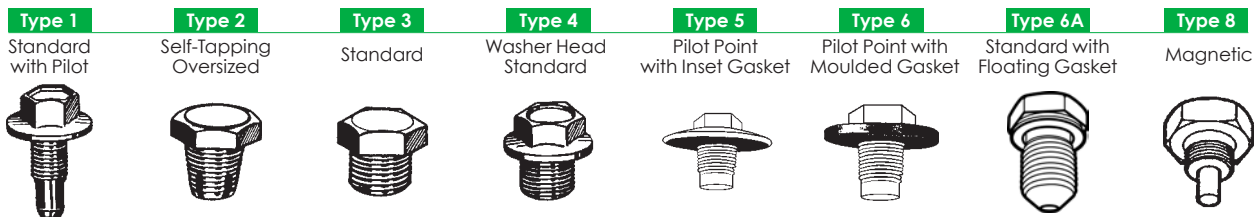
DRAIN AND FILLER PLUGS AND GASKETS - METRIC



PART CLASS #
802AS



PAPCO® DRAIN PLUGS are manufactured in nine types and are available in metric and imperial sizes. Type 2 oversize plugs are tapered, hardened and cut their own thread where the original has been stripped. To use an oversize plug, hold in a straight position and tighten with a socket wrench. Plug is then removed to clear metal particles and then reinstalled. Each drain plug is supplied with a gasket.



ORDER BY ITEM (PACKAGE) NUMBER

Product not available in this pack size

Diameter-Pitch: **M12-1.25**

Type	Approx. Weight (lb) /100 pcs	Description	Needa?™ Clamshell #	Std Package Qty	Black Box #	Std Package Qty
1	6.50	Standard with Pilot Point	652146	1	263-912	5
4	6.10	Washer Head Standard	653056	1	263-913	5
4	6.20	Washer Head Standard	—	—	263-933	5
1	6.70	Standard with Pilot Point	—	—	263-942	5

Diameter-Pitch: **M12-1.50**


Type	Approx. Weight (lb) /100 pcs	Description	Needa?™ Clamshell #	Std Package Qty	Black Box #	Std Package Qty
3	5.10	Standard	—	—	263-931	5

Diameter-Pitch: **M12-1.75**

Type	Approx. Weight (lb) /100 pcs	Description	Needa?™ Clamshell #	Std Package Qty	Black Box #	Std Package Qty
6	9.10	Pilot Point with Moulded Gasket	—	—	263-908	5
1	8.10	Standard with Pilot Point	652116	1	263-911	5
5	12.10	Pilot Point with Inset Gasket	653076	1	263-919	5
6	7.30	Magnetic	—	—	263-921	5
5	13.00	Pilot Point with Inset Gasket (0.68" shank)	652866	1	—	—
5	14.00	Pilot Point with Inset Gasket (0.95" shank)	653086	1	—	—
8	13.00	Pilot Point with Inset Gasket Magnetic	653096	1	—	—
8	9.10	Pilot Point with Inset Gasket Magnetic	652126	1	263-929	5
5	10.70	Pilot Point with Inset Gasket	—	—	263-932	5
1	8.70	Standard with Pilot Point	—	—	263-944	5
2	8.00	Single Oversize Self-Tapping	652136	1	263-945	5

Diameter-Pitch: **M14-1.25**

Type	Approx. Weight (lb) /100 pcs	Description	Needa?™ Clamshell #	Std Package Qty	Black Box #	Std Package Qty
4	8.40	Washer Head Standard	652326	5	263-922	5

263
Series**papco****DRAIN AND FILLER PLUGS AND GASKETS - METRIC**PART CLASS #
802AS

ORDER BY ITEM (PACKAGE) NUMBER

 Product not available in this pack sizeDiameter-Pitch: **M14-1.50**

Type	Approx. Weight (lb) /100 pcs	Description	Needa?™ Clamshell #	Std Package Qty	Black Box #	Std Package Qty
4	8.40	Washer Head Standard	652946	1	263-914	5
2	8.20	Single Oversize Self-Tapping	652176	1	263-915	5
1	11.10	Standard with Pilot Point	652156	1	263-917	5
6	10.50	Pilot Point with Moulded Gasket	652856	1	263-923	5
8	11.30	Pilot Point Magnetic	652166	1	263-924	5
5	11.50	Pilot Point with Inset Gasket	653106	1	263-925	5
4	8.60	Washer Head Standard	652306	1	263-934	5
1	11.60	Pilot Point	—	—	263-937	5
3	8.00	Standard	—	—	263-954	5
5	11.50	Pilot Point with Inset Gasket	653116	1	263-958	5
3	8.50	Standard	—	—	263-974	5
3	9.00	Standard	—	—	263-984	5
3	13.00	Standard with Easy Seal	653136	1	—	—

Diameter-Pitch: **M16-1.33**

Type	Approx. Weight (lb) /100 pcs	Description	Needa?™ Clamshell #	Std Package Qty	Black Box #	Std Package Qty
4	—	Washer Head Standard With Fibre Gasket	—	—	263-926	5

Diameter-Pitch: **M18-1.50**

Type	Approx. Weight (lb) /100 pcs	Description	Needa?™ Clamshell #	Std Package Qty	Black Box #	Std Package Qty
4	13.63	Washer Head Standard	—	—	263-918	12
4	14.10	Washer Head Standard	652206	1	263-928	5

Diameter-Pitch: **M20-1.50**

Type	Approx. Weight (lb) /100 pcs	Description	Needa?™ Clamshell #	Std Package Qty	Black Box #	Std Package Qty
4	14.50	Washer Head Standard	—	—	263-930	5

Diameter-Pitch: **M22-1.50**

Type	Approx. Weight (lb) /100 pcs	Description	Needa?™ Clamshell #	Std Package Qty	Black Box #	Std Package Qty
4	15.10	Washer Head Standard	652886	1	263-940	5

DRAIN PLUGS

263
Series

papco® DRAIN AND FILLER PLUGS - METRIC

M12-1.25 / M12-1.50



263-912/652146



263-913/653056



263-933



263-942




263-931

M12-1.75 / M14-1.25



263-908



263-911/652116



263-919/653076



263-929/652126



263-932




263-944



263-945/652136



263-921



263-922/652326



263-914/652946



263-915/652176



263-917/652156

All images are actual size

263
Series

papco® DRAIN AND FILLER PLUGS - METRIC

DRAIN PLUGS

M14-1.50



263-923/652856



263-924/652166



263-925/653106



263-934/652306



263-937



263-954



263-958/653116



263-974



263-984



653136



652866



653086



653096

M16-1.33

Image not available for 263-926

M18-1.50 / M20-1.50 / M22-1.50



263-928/652206



263-930



263-940/652886

Image not available for 263-918

All images are actual size

263 Series **papeco**® DUO-DRAIN® OIL PLUGS

Bright Plated

All metal, two-part plug for repairing 1/2-20 crankcase applications on GM, Ford, Chrysler and AMC. STANDARD or Self-tapping DOUBLE OVERSIZE outer plug installs permanently. Only the pipe threaded centre plug is removed to drain oil. Convenient skin-packed card contains one (1) Duo-Drain Oil Plug complete with gasket.



263-799

1/2-20 D.O

263 Series **papeco**® CARDED DRAIN PLUGS WITH GASKET

Size & Type	Card No.	Size & Type	Card No.
M14 x 1.5 Pilot Point	263-777	1/2-20 Standard	263-790
M12 x 1.75 Std. Pilot Point	263-780	1/2-20 S.O. Self-Tapping	263-791
M12 x 1.75 Std. Magnetic	263-781	1/2-20 D.O. Self-Tapping	263-792
1/2-20 T.O. Self-Tapping	263-782	1/2-20 T.O. Self-Tapping	263-793
1/2-20 Magnetic	263-783	1/2-20 Magnetic	263-794
M14 x 1.5 Magnetic	263-784	M14 x 1.5 Pilot Point	263-796
M14 x 1.5 Pilot Point	263-786	M12 x 1.75 Magnetic	263-797
M12 x 1.75 Pilot Point	263-787	M14 x 1.5	263-798
M12 x 1.75 Pilot Point	263-788	1/2-20 Duo	263-799



263-791

1/2-20 Single Oversize

M12 x 1.75

Pilot Point with Inset Gasket

263 Series **papeco**® MAGNETIC DRAIN PLUGS WITH GASKET

Size & Thread	Gasket	Card No.
1/2-20 Magnetic	263-817	263-783
M12 x 1.75 Std. Magnetic	—	263-781
14 mm x 1.5 Magnetic	263-817	263-784

Size & Thread	Gasket	Card No.
1/2-20 Standard Magnetic	263-816	263-794
M12 x 1.75 Pilot Point with Inset Gasket	—	263-797



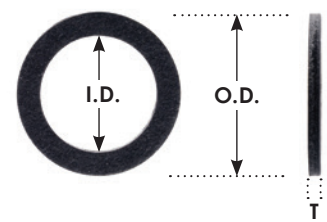
263-783

1/2-20 S.O.

Magnetic

263
Series

papco® DRAIN PLUG GASKETS



PART CLASS #
802AW



PAPCO® SELON® DRAIN PLUG GASKETS are made of special nylon with excellent mechanical properties and long life. Also available are copper and fibre gaskets as well as aluminium, rubber/metal and synthetic gaskets.



ORDER BY ITEM (PACKAGE) NUMBER

FIBRE					
I.D.	O.D.	T	Approx. Weight (lb) /100 pcs	Part #	Qty
1/2	3/4	3/32	0.060	263-800	25
9/16	13/16	3/32	0.080	263-801	25
5/8	7/8	3/32	0.120	263-802	25
—	—	—	0.080	263-803	25
3/4	1-1/16	3/32	0.160	263-804	25
13/16	1	3/32	0.120	263-805	25
0.920	1-1/8	3/32	0.140	263-807	25

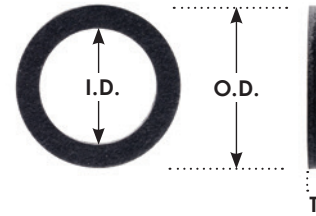
NYLON					
I.D.	O.D.	T	Approx. Weight (lb) /100 pcs	Part #	Qty
31/64	3/4	0.052	0.140	263-815	25
9/16	13/16	0.052	0.060	263-816	25
5/8	15/16	0.059	0.100	263-817	25
1/2	1	—	0.140	263-818	25
11/16	1	0.062	0.080	263-820	25
13/16	1-1/16	0.082	0.140	263-824	25
31/64	1-1/4	0.078	0.160	263-828	25

CRUSH					
I.D.	O.D.	T	Approx. Weight (lb) /100 pcs	Part #	Qty
17/32	3/4	0.080	0.120	263-844	25
25/32	1	0.087	—	263-851	25

263
Series

papco® DRAIN PLUG GASKETS

PART CLASS #
802AW



ORDER BY ITEM (PACKAGE) NUMBER

COPPER					
I.D.	O.D.	T	Approx. Weight (lb) /100 pcs	Part #	Qty
31/64	3/4	0.094	0.760	263-855	25
19/32	13/16	0.062	0.360	263-856	25
5/8	1	0.062	0.480	263-857	25
3/4	1-1/16	0.062	0.820	263-860	25

ALUMINUM					
I.D.	O.D.	T	Approx. Weight (lb) /100 pcs	Part #	Qty
15/32	7/8	0.080	0.280	263-869	25

RUBBER/METAL					
I.D.	O.D.	T	Approx. Weight (lb) /100 pcs	Part #	Qty
17/32	31/32	0.081	0.700	263-876	25

SYNTHETIC					
I.D.	O.D.	T	Approx. Weight (lb) /100 pcs	Part #	Qty
15/32	15/16	0.078	0.160	263-885	25

ASSORTED TYPES			
Description	Approx. Weight (lb) /100 pcs	Needa?™ Clamshell #	Std Package Qty
Premium 1/2 Gasket Assortment	2.921	653306	5
1/2 Oversize Oil Drain Gasket Assortment	3.086	653316	5

263
Series

papco® DRAIN PLUG GASKETS

FIBRE



263-800



263-801



263-802



263-804



263-805



263-807

Image not available for 263-803

NYLON



263-815



263-816



263-817



263-818



263-820



263-824



263-828

All images are actual size

263
Series

papco® DRAIN PLUG GASKETS

CRUSH



263-844



263-851

COPPER



263-855



263-856



263-857



263-860

ALUMINUM



263-869

RUBBER/METAL



263-876

SYNTHETIC



263-885

ASSORTED GASKETS



(Product image not in actual size)

653306



(Product image not in actual size)

653316

Some images are actual size

263
Series**papco****DRAIN PLUG GASKETS - METRIC**PART CLASS #
802AW

PAPCO® SELON® DRAIN PLUG GASKETS are made of special nylon with excellent mechanical properties and long life. Also available are copper and fibre gaskets as well as aluminium, rubber/metal and synthetic gaskets.



Fibre



Aluminum



Rubber



Rubber/Metal



Nylon



Copper

ORDER BY ITEM (PACKAGE) NUMBER

Product not available in this pack size

FIBRE					
Description	Approx. Weight (lb) /100 pcs	Needa?™ Clamshell #	Std Package Qty	Black Box #	Std Package Qty
Fibre 12 mm x 0.748 x 3/32	0.12	—	—	263-808	25
Fibre 16 mm x 1.062 x 3/32	0.16	—	—	263-809	25
Fibre 18 mm x 1.062 x 3/32	0.16	—	—	263-810	25
Fibre M12, M14, M18, 1/2", 5/8" (5 Pieces)	2.00	652806	1	—	—

ALUMINUM					
Description	Approx. Weight (lb) /100 pcs	Needa?™ Clamshell #	Std Package Qty	Black Box #	Std Package Qty
Aluminum 14 mm x 20 mm x 0.078	0.26	—	—	263-870	25
Aluminum 18 mm x 26 mm x 0.078	0.24	—	—	263-873	25

RUBBER					
Description	Approx. Weight (lb) /100 pcs	Needa?™ Clamshell #	Std Package Qty	Black Box #	Std Package Qty
Rubber 12 mm x 20 mm x 0.102	0.20	—	—	263-874	25
Rubber 12 mm (3 pieces)	1.00	653296	1	—	25

RUBBER/METAL					
Description	Approx. Weight (lb) /100 pcs	Needa?™ Clamshell #	Std Package Qty	Black Box #	Std Package Qty
Rubber/Metal 12 mm x 25 mm x 0.078	0.58	652746	2	263-875	25

263
Series

papco® DRAIN PLUG GASKETS - METRIC

PART CLASS #
802AW



ORDER BY ITEM (PACKAGE) NUMBER




Product not available in this pack size

NYLON					
Description	Approx. Weight (lb) /100 pcs	Needa?™ Clamshell #	Std Package Qty	Black Box #	Std Package Qty
Nylon 12 mm (3 pieces)	2.00	653016	1	—	—

COPPER					
Description	Approx. Weight (lb) /100 pcs	Needa?™ Clamshell #	Std Package Qty	Black Box #	Std Package Qty
Copper M12, M14, M16 (3 pieces)	4.00	652816	1	—	—

ASSORTED TYPES					
Description	Approx. Weight (lb) /100 pcs	Needa?™ Clamshell #	Std Package Qty	Black Box #	Std Package Qty
Assortment M12 (5 pieces)	1.00	653326	1	—	—
Assortment M14 (5 pieces)	1.00	653336	1	—	—
Assortment M18-22 (5 pieces)	3.00	653346	1	—	—

FIBRE







263-808

263-809

263-810

ALUMINUM

263-870

263-873

All images are actual size

263
Series

papeco® DRAIN PLUG GASKETS - METRIC

DRAIN PLUGS

RUBBER / METAL



263-874



263-875/652746

NYLON / COPPER



653016

(Product
image not in
actual size)



652816

ASSORTED GASKETS

(Product
image not in
actual size)



652806



653296



653016

(Product
image not in
actual size)



652816

(Product
image not in
actual size)



653326

(Product
image not in
actual size)



653336

(Product
image not in
actual size)



653346

Some images are actual size

263
Series**papco** OIL DRAIN PLUG REPAIR**263-990 (Needa?™ Clamshell #: 652406)**

Exclusively patented winged drain plug is used when the oil pan or flange is broken or missing.

Eliminating the need to replace the pan.

Part number 263-990 is a time and money saver for pans with 1/2" to 3/4" or 12 mm to 18 mm drain holes. Requires no tools to install.



Image is actual size

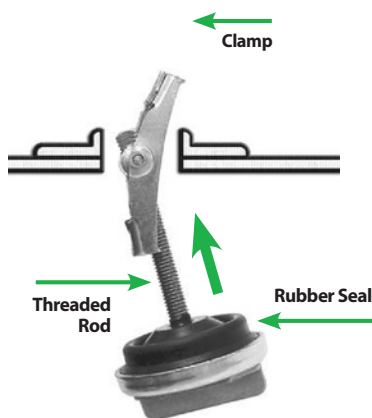


Fig. 1




Fig. 2



Fig. 3

CAUTION: DO NOT use on Honda or Volkswagen. Make sure threaded bolt will not contact any internal parts before installation. Bolt enters oil pan 1-7/8".

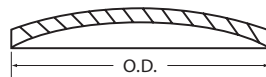
CAUTION: This type of plug is designed to be HAND TIGHTENED ONLY.

EXPANSION PLUGS

EXPANSION PLUGS

- IMPERIAL
- METRIC

E-Z SEAL EXPANSION PLUGS

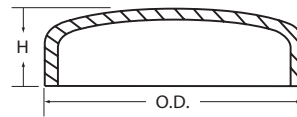
260
Series**papco**® EXPANSION PLUGSPART CLASS #
802AU

EXPANSION PLUGS also known as Frost Plugs, Welsh Plugs or Freeze-Out Plugs. Papco® Expansion Plugs are made of heavy gauge plated steel or solid brass to resist rust.

Standard Package: 3/8 - 1-5/8 = 25pcs. 1-47/64 -3 = 12pcs

ORDER BY ITEM (PACKAGE) NUMBER

ZINC		Standard Type		
Nominal Plug Size	Approx. Weight (lb) /100 pcs	Reference O.D. +/- .005	Part #	Qty
3/8	0.180	0.375	260-006	25
7/16	0.244	0.437	260-008	25
1/2	0.400	0.500	260-010	25
9/16	0.400	0.563	260-012	25
5/8	0.500	0.625	260-014	25
11/16	—	0.687	260-016	25
3/4	0.740	0.750	260-018	25
13/16	0.860	0.812	260-020	25
7/8	1.560	0.875	260-024	25
15/16	1.880	0.936	260-026	25
1	19.700	1.000	260-028	25
1-1/32	28.520	1.031	260-030	25
1-1/16	24.880	1.063	260-032	25
1-1/8	29.520	1.125	260-034	25
1-3/16	—	1.188	260-036	25
1-1/4	3.060	1.250	260-039	25
1-5/16	30.320	1.313	260-042	25
1-3/8	3.640	1.375	260-045	25
1-31/64	24.260	1.484	260-051	25
1-1/2	29.200	1.500	260-054	25
1-5/8	5.360	1.625	260-057	25
1-3/4	35.458	1.750	260-063	12
1-7/8	7.167	1.875	260-066	12
2	7.583	2.000	260-069	12
2-1/16	36.917	2.063	260-072	12
2-1/4	9.750	2.250	260-078	12
2-1/2	13.333	2.500	260-081	12
2-3/4	44.292	2.750	260-084	12

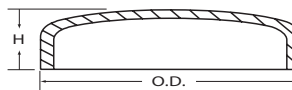
260
Series**papco** EXPANSION PLUGSPART CLASS #
802AU

Plated steel. Standard Package = 12pcs

* With reverse taper

ORDER BY ITEM (PACKAGE) NUMBER

ZINC				Cup Type	
Nominal Plug Size	Approx. Weight (lb) /100 pcs	Reference O.D. +/- .005	H-Overall Height	Part #	Qty
7/16	0.583	0.450	0.210	260-108	12
1/2	35.542	0.527	0.312	260-114	12
1/2	21.583	0.511	0.258	260-115	12
35/64	0.583	0.543	0.250	260-116	12
9/16	0.833	0.583	0.250	260-118	12
5/8	0.833	0.633	0.250	260-126	12
11/16	0.833	0.700	0.250	260-128	12
3/4	1.125	0.753	0.250	260-130	12
13/16	1.292	0.812	0.312	260-134	12
7/8	1.417	0.888	0.312	260-136	12
29/32	2.167	0.912	0.390	260-138	12
15/16	4.042	0.945	0.375	260-142	12
1	2.833	1.014	0.281	260-144	12
1-1/8	3.708	1.133	0.437	260-150	12
1-1/4	3.458	1.258	0.343	260-162*	12
1-1/4	3.917	1.258	0.437	260-165	12
1-3/8	4.833	1.388	0.500	260-168	12
1-7/16	53.375	1.438	0.431	260-171	12
1-1/2	4.792	1.522	0.375	260-174	12
1-1/2	4.708	1.506	0.325	260-177	12
1-1/2	10.667	1.508	0.625	260-180	12
1-9/16	5.667	1.576	0.600	260-183	12
1-5/8	6.750	1.638	0.593	260-186	12
1-45/64	33.000	1.708	0.812	260-192*	12
1-3/4	5.833	1.763	0.363	260-194	12
1-3/4	8.417	1.763	0.593	260-198	12
1-3/4	6.125	1.750	0.356	260-204	12
1-49/64	6.250	1.766	0.406	260-207	12
1-7/8	39.125	1.893	0.447	260-210	12
1-57/64	40.708	1.883	0.266	260-213	12
1-15/16	30.208	1.948	0.800	260-219	12
1-61/64	34.708	1.956	0.718	260-222	12
2	9.167	2.009	0.635	260-228	12
2	17.458	2.008	0.415	260-231	12
2-1/64	—	2.0175	0.590	260-234	12
2-1/16	81.375	2.068	0.510	260-237	12
2-3/32	53.542	2.098	0.610	260-240	12
2-1/8	10.750	2.145	0.430	260-243	12
2-9/64	11.250	2.149	0.600	260-246	12
2-3/16	70.208	2.199	0.360	260-249	12
2-1/4	11.667	2.265	0.812	260-252	12
2-1/2	12.500	2.504	0.350	260-260	12

260
Series**papco**® EXPANSION PLUGSPART CLASS #
802AU

Plated steel. Standard Package = 12pcs

* With reverse taper

ORDER BY ITEM (PACKAGE) NUMBER

ZINC		Shallow Cup Type			
Nominal Plug Size	Approx. Weight (lb) /100 pcs	Reference O.D. +/- .005	H-Overall Height	Part #	Qty
5/8	—	0.631	0.190	260-311	12
1	29.667	1.010	0.290	260-315	12
1-1/4	3.167	1.263	0.312	260-318	12
1-3/8	4.083	1.385	0.340	260-324	12
1-5/8	5.500	1.640	0.345	260-333	12
1-45/64	5.000	1.703	0.281	260-336	12
1-3/4	25.625	1.762	0.232	260-339	12
2	15.875	2.025	0.406	260-357	12
2	10.958	2.010	0.310	260-359	12
2-1/16	7.833	2.073	0.343	260-365	12
2-7/64	37.917	2.109	0.310	260-372	12
2-5/32	65.000	2.154	0.328	260-378	12
2-7/32	23.125	2.221	0.305	260-385	12
2-1/4	30.000	2.262	0.350	260-388	12
2-3/8	59.417	2.385	0.312	260-391	12
2-9/16	22.333	2.575	0.301	260-394*	12

BRASS		Cup Type			
Nominal Plug Size	Approx. Weight (lb) /100 pcs	Reference O.D. +/- .005	H-Overall Height	Part #	Qty
1-1/4	—	1.255	0.300	260-659	12

Image not available

PART CLASS #
802AU

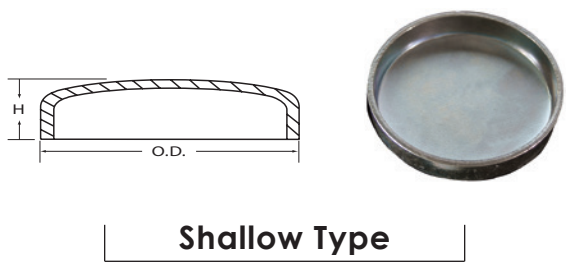



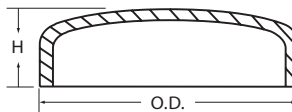
EXPANSION PLUGS also known as Frost Plugs, Welsh Plugs or Freeze-Out Plugs. Papco® Expansion Plugs are made of heavy gauge plated steel or solid brass to resist rust.

ORDER BY ITEM (PACKAGE) NUMBER

ZINC		Standard Type	
Nominal O.D.	Approx. Weight (lb) /100 pcs	Part #	Qty
16 mm	70.050	261-011	10
18 mm	69.450	261-014	10
24 mm	62.250	261-024	10
25 mm	46.900	261-026	10
35 mm	41.250	261-046	10
40 mm	29.900	261-064	10
42 mm	5.650	261-069	10
45 mm	57.450	261-077	10
52 mm	64.900	261-090	10

ZINC		Shallow Cup Type	
Nominal O.D.	Approx. Weight (lb) /100 pcs	Part #	Qty
25 mm	40.600	261-326	10
35 mm	14.300	261-347	10
40 mm	5.500	261-364	10
42 mm	20.650	261-367	10
45 mm	8.10	261-377	10



261
Series**papco**® EXPANSION PLUGS - METRICPART CLASS #
802AU

ORDER BY ITEM (PACKAGE) NUMBER

ZINC		Cup Type		
Nominal O.D.	Approx. Weight (lb) /100 pcs	H-Nominal Height	Part #	Qty
11 mm	0.71	4.85 mm	261-103	10
12 mm	0.78	5.3 mm	261-105	10
14 mm	0.91	5.0 mm	261-107	10
14.4 mm	0.93	5.5 mm	261-108	10
15 mm	0.97	5.5 mm	261-109	10
16 mm	1.04	9.1 mm	261-111	10
18 mm	1.17	5.9 mm	261-114	10
20 mm	1.30	7.0 mm	261-117	10
22 mm	1.43	7.5 mm	261-121	10
24 mm	1.56	6.9 mm	261-124	10
25 mm	2.60	8.3 mm	261-126	10
27 mm	2.80	8.4 mm	261-129	10
28 mm	2.91	8.7 mm	261-132	10
29 mm	3.01	11.4 mm	261-135	10
30 mm	3.12	8.1 mm	261-138	10
31.5 mm	3.28	8.5 mm	261-140	10
32 mm	3.33	9.5 mm	261-142	10
34 mm	3.54	12.7 mm	261-145	10
35 mm	4.90	10.6 mm	261-146	10
36 mm	5.04	8.5 mm	261-149	10
36.5 mm	5.11	9.0 mm	261-150	10
38 mm	5.32	7.9 mm	261-155	10
39 mm	5.46	9.5 mm	261-158	10
40 mm	5.60	11.7 mm	261-161	10
40 mm	5.60	12.8 mm	261-162	10
41 mm	5.74	11.9 mm	261-165	10
42.3 mm	5.92	10.0 mm	261-170	10
42.6 mm	5.96	10.0 mm	261-171	10
44 mm	8.30	11.9 mm	261-173	10
45 mm	8.10	11.9 mm	261-177	10
45 mm	8.10	13.5 mm	261-178	10
47 mm	8.46	7.4 mm	261-181	10
49.5 mm	8.91	11.0 mm	261-184	10
50 mm	9.00	12.0 mm	261-185	10
50 mm	11.50	14.8 mm	261-186	10
51 mm	11.73	5.55 mm	261-188	10

263
Series

napco® 'E-Z SEAL' EXPANSION PLUGS



PART CLASS #
802AU



An Expansion Plug designed to save mechanic's time...will save hours of repair time in replacing core hole plugs, by simply tightening, even when Starter, Generator, Distributor, Manifold, Steering Linkage or Air Conditioner Components interfere.

- Slips in easily.
- Can be finger-tightened.
- Permanently set with open end wrench.
- No metal comes in contact with the coolant.
- Body of plug is specially compounded Neoprene, resistant to heat, antifreeze, and rust inhibitors.
- Expands as much as 1/8" to seal tightly against irregularities.

Size	Approx. Weight (lb) /100 pcs	Metric Equivalent	Part #	Qty
3/4	59.000	19 mm	263-548	1
7/8	10.000	22 mm	263-556	1
1	14.000	25 mm	263-564	1
1-1/8	60.000	29 mm	263-572	1
1-1/4	15.000	32 mm	263-580	1
1-3/8	18.000	35 mm	263-588	1
1-1/2	44.400	38 mm	263-596	1
1-5/8	18.500	41 mm	263-604	1
1-3/4	21.000	45 mm	263-612	1
1-7/8 UTS	26.000	48 mm	263-620	1
2	26.500	51 mm	263-628	1
2-1/8	67.000	54 mm	263-636	1
2-1/4	153.500	57 mm	263-644	1

- Install dry.
- Do not use sealer.
- Do not use where petroleum products contact rubber.
- Do not overtighten.

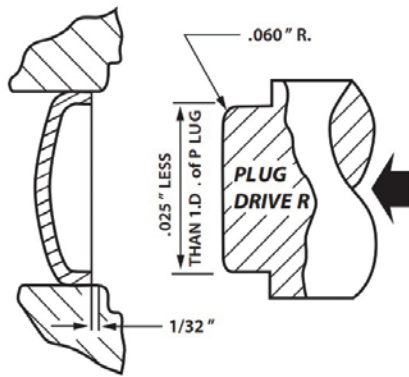
1

- Make sure washer and nut are loose.
- Washer must be flush with side of wall before and after plug is installed.
- Plug must extend 1/4" beyond inside wall to allow a ridge to form.
- Turn the nut clockwise 2 or 3 turns to form a ridge and properly set plug.
- When properly installed, plug will hold pressure to 50 P. S. I.

2

EXPANSION PLUGS

Installation Instructions for Cup Type Expansion Plugs



- 1) Hole must be clean, rust-free and have a smooth inside surface.
- 2) A small amount of lubricant, such as light machine oil mixed with white lead, should prevent galling during insertion. (Some mechanics use a thin coat of sealant or gasket marker.)
- 3) Plugs should be driven square to the hole and from the inside bottom of the cup. (A suggested design for the round plug driver is illustrated)
- 4) The open end of the plug should be driven approximately 1/32" beyond the face of the engine block,



OTHER

**ELECTRICAL
STUDS
BUSHINGS
SHIMS
CLAMPS**

**UTILITY SPRINGS
SNAP RINGS
O-RINGS
TOOLS AND REPAIR
AND MORE**

569 Series

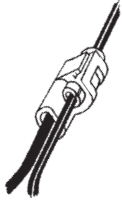

napco WIRING TERMINALS

PART CLASS #
802BP

INSULATED SOLDERLESS TYPE

WIRING TERMINALS are constructed from pure electrolytic copper, annealed and electro-tin plated. The one-piece construction provides a terminal of maximum strength and electrical conductivity. The electro-tin plating affords maximum protection against corrosion. Funnel barrel entry assures easy wire insertion and a positive, solid crimp. Insulation is colour coded for the appropriate wire gauge: Red 22-18, Blue 18-14 and Yellow 12-10.

ORDER BY ITEM (PACKAGE) NUMBER


Stock No.	Type	Stud Size	Pcs/Box	Stock No.	Type	Stud Size	Pcs/Box	Stock No.	Type	Stud Size	Pcs/Box
22-18 WIRE GAUGE				18-14 WIRE GAUGE				18-14 WIRE GAUGE			
569-415	Ring	No. 4 - No. 6	50	569-465	Hook	No. 8 - No. 10	50	569-525	8-478 Re-cep.	-	25
569-420	Ring	No. 8 - No. 10	50	569-466	Spade	No. 4 - No. 6	50	12-10 WIRE GAUGE			
569-421	Ring	No. 12 - No. 14	50	569-467	Spade	No. 8 - No. 10	50				
569-422	Multi Fit	No. 6 - No. 10	50	569-468	"Snap" Spade	No. 8	50	569-511	Ring	No. 8 - No. 10	50
569-424	Hook	No. 8 - No. 10	50	569-469	"Snap" Spade	No. 10	50	569-512	Ring	No. 12 - No. 14	50
569-425	Spade	No. 4 - No. 6	50	569-470	Three Way	-	25	569-513	Ring	5/16 - 3/8	50
569-426	Spade	No. 8 - No. 10	50					569-531	Multi Fit	No. 6 - No. 10	25
569-432	Butt	-	50	569-473	Butt	-	50	569-516	Spade	No. 8 - No. 10	50
569-435	Insul. Quick Disc.	1/4 F	25	569-474	Quick Disc.	1/4 F	50	569-522	Butt	-	50
569-436	Insul. Quick Disc.	1/4 M	25	569-475	Quick Disc.	1/4 M	50	569-523	Insul. Quick Disc.	1/4 F	25
18-14 WIRE GAUGE				569-476	Insul. Quick Disc.	1/4 F	25	569-524	Insul. Quick Disc.	1/4 M	25
569-460	Ring	No. 4 - No. 6	50	569-477	Insul. Quick Disc.	1/4 M	25	 <p>T-Tap Connectors Use in trunk to trailer hook-ups. T-splice stop lights and turn signals without stripping wires. Snap plug allows easy disconnect.</p>  <p>25 Pieces</p>			
569-461	Ring	No. 8 - No. 10	50	569-478	Bullet	-	50				
569-462	Ring	No. 12 - 1/4	50	569-500	SPEE-DEE Connectors Make safe, fast, dependable connections. No wire stripping - no cutting - works on 14-18 wire gauge. Use standard pliers. The snap cover gives a completely insulated connection. Polypropylene case maintains live action.	25 Pieces					
569-464	Multi Fit	No. 6 - No. 10	50								

569-530

25 Pieces

569 Series papco® WIRE GROMMETS

PART CLASS #
802A1



Oil Resistant Black Vinyl. Prevents insulation damage, shorts and leaks.


I.D. = Inside Diameter O.D. = Outside Diameter

ORDER BY ITEM (PACKAGE) NUMBER

Size	Approx. Weight (lb) /100 pcs	Black Box #	Qty
1/8 I.D. x 1/4 O.D.	0.200	569-232	10
3/16 I.D. x 5/16 O.D.	1.860	569-233	10
1/4 I.D. x 3/8 O.D.	1.220	569-230	10
1/4 I.D. x 3/8 O.D.	0.115	569-234	10
5/16 I.D. x 7/16 O.D.	1.840	569-231	10
3/8 I.D. x 1/2 O.D.	0.100	569-236	10
3/8 I.D. x 5/8 O.D.	0.400	569-237	10
1/2 I.D. x 5/8 O.D.	0.350	569-238	10
5/8 I.D. x 7/8 O.D.	0.850	569-240	10
11/16 I.D. x 1 O.D.	1.350	569-241	10

106 Series papco® PANEL NUTS

PART CLASS #
802BD



Precision made Steel and Brass thin nuts for volume controls on radios, chassis connections, toggle switches etc. Five popular sizes available.

106-914
Brass

ORDER BY ITEM (PACKAGE) NUMBER

Size	Approx. Weight (lb) /100 pcs	W	H	Description	Black Box #	Qty
1/4-32	0.090	3	1.3	Thin Nuts Brass Not Plated	106-914	50
3/8-24	0.940	3.3	1.3	Thin Nuts Steel Zinc Plated	106-916	50
3/8-32	0.270	3.1	1.4	Thin Nuts Steel Zinc Plated	106-918	50
7/16-28	0.290	3.1	1.4	Thin Nuts Steel Zinc Plated	106-920	50
1/2-28	0.430	3.2	1.4	Thin Nuts Steel Zinc Plated	106-922	50



106-916
Steel

papeco® INSULATING PVC COLD WEATHER TAPE

PART CLASS #
802BD

Temperature rating: -18°C to 90°C

ORDER BY ITEM (PACKAGE) NUMBER

Size	Approx. Weight (lb) /100 pcs	Length Per Roll	Colour	Black Box #	Qty
8 mil x 3/4	21.300	66 feet	Black	121-125	10 Rolls



Used for protecting electrical parts and wires. These tapes provide required insulation capacity, high voltage and many more.

- CSA approved
- High Quality
- Colour: Black
- Flame Retardant

papeco® INSULATING PVC TAPE

PART CLASS #
802BD

Temperature rating: -7°C to 80°C

ORDER BY ITEM (PACKAGE) NUMBER

Size	Approx. Weight (lb) /100 pcs	Length Per Roll	Colour	Black Box #	Qty
7 mil x 3/4	18.700	66 feet	Black	121-126	10 Rolls
7 mil x 3/4	—	66 feet	Blue	121-127	10 Rolls
7 mil x 3/4	—	66 feet	Red	121-128	10 Rolls
7 mil x 3/4	17.900	66 feet	Yellow	121-129	10 Rolls
7 mil x 3/4	—	66 feet	Green	121-130	10 Rolls
7 mil x 3/4	—	66 feet	White	121-131	10 Rolls



121-126

papeco® MIRROR MOUNTING 'JACK' NUT

PART CLASS #
802BD



Made of 1010 Zinc Plated Steel this 1/4-20 Jack Nut with sealer has been designed for mounting outside mirrors to body panels. Legs of nut expand as screw is driven providing a positive, water-tight connection. Used with Body Bolt # 245-610. May also be used with licence plates.

ORDER BY ITEM (PACKAGE) NUMBER

Size	Approx. Weight (lb) /100 pcs	Clamshell #	Qty	Black Box #	Qty
1/4-20	2.000	910-1660	1	239-960	25

251 Series

napeco® SOLID RUBBER, BLOCK TYPE STABILIZERS

PART CLASS #
802BD

Corrects sagging of coil springs, bottoming and side sway. Convenient, skin-packed card contains four stabilizers. Complete installation instructions on back of each card.



251-031

For front coils only



251-057

For rear coils only

251 Series

napeco® HEAVY DUTY RUBBER STABILIZER

PART CLASS #
802BD

Recommended for rough road conditions and heavy duty applications such as taxis and police cars, etc.



251-059

256 Series

napeco® UNIVERSAL TAILPIPE BRACKET

PART CLASS #
802BD



Used to suspend exhaust system components such as mufflers, catalytic converters and tailpipes. Used with muffler clamps.

ORDER BY ITEM (PACKAGE) NUMBER

Size	Approx. Weight (lb) /100 pcs	Description	Black Box #	Qty
7" Steel Strap	58.000	Swivel End	256-003	1

251 Series **papeco**® **MECHANICS' WIRE**
STOVE PIPE WIRE



PART CLASS #
802BD

MECHANICS WIRE is soft annealed for general use in garage or workshop. Used as locking wire in drilled bolts in bearings and flywheels. Packed on sturdy plastic spools - saves time - eliminates waste.

ORDER BY ITEM (PACKAGE) NUMBER

Size (Two Pound Spools)	Approx. Weight (lb) /100 pcs	Black Box #	Qty
18 Ga. (.047) 330 ft. per spool	219.400	314-218	1

Note: length shown is approximate.

400 Series **papeco**® **SNAP FASTENERS**

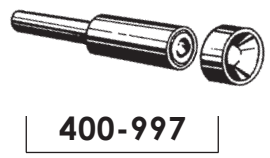
PART CLASS #
802BD | 802BK

DURABLE FASTENERS

SNAP FASTENERS provide superior snap action and holding strength. Snap Fasteners are self-piercing and made of heavy duty, nickel plated brass. Used in a variety of materials on boats, tents, sporting goods, RV's, luggage, awnings, clothing - camper, convertible and tonneau tops.

ORDER BY ITEM (PACKAGE) NUMBER

Description	Approx. Weight (lb) /100 pcs	Black Box #	Qty
3/8 Socket - Normal Action	0.300	400-980	25
3/8 Post - 10 mm diameter	0.160	400-981	25
3/8 Stud	0.180	400-982	25
3/8 Cap 24 mm diameter	0.320	400-983	25
3/8 Screw Stud #8	0.580	400-984	25
3/8 Bolt Stud 10-32	0.660	400-985	25
Snap Tool - Bagged	4.500	400-997	1



*Limited stock available. Subject to change without notification.

569
Series**papeco**® FUSE ACCESSORYPART CLASS #
802BD

ORDER BY ITEM (PACKAGE) NUMBER

Description	Approx. Weight (lb) /100 pcs	Black Box #	Qty
Blade (ATO) Type Fuse Holder for 3 to 20 AMP Fuses	2.800	569-030	5

569
Series**papeco**® SHRINK TUBINGPART CLASS #
802BD**569-200**

Insulates, groups and weather proofs wiring connections. Charcoal grey tubing can be cut easily to suit length required. Shrink with warm air blower.

ORDER BY ITEM (PACKAGE) NUMBER

Size	Approx. Weight (lb) /100 pcs	Black Box #	Qty
Standard Ties			
3/16 I.D. x 3	0.060	569-200	25
1/4 I.D. x 3	0.280	569-201	25
3/8 I.D. x 3	—	569-203	25

569
Series**papeco**® CABLE TIEPART CLASS #
802BD

STANDARD TYPE

Self-locking nylon tie for quick, simple bundling and mounting. Material is High-Strength Black Nylon 6/6 for increased resistance to outdoor exposure and ultra-violet light. Use to secure wiring harness, cables, hoses, wires and pipes, and to prevent damage from moving parts or hot engine components. Packed in handy, sealed poly-bags.


ORDER BY ITEM (PACKAGE) NUMBER

Bundle Dia.	Length	Approx. Weight (lb) /100 pcs	Tensile Strength	Black Box #	Qty
Standard Ties					
4"	14-1/2"	2.000	120 lbs.	569-710	10

251
Series

papco® SPRING CENTRE BOLTS WITH NUTS

PART CLASS #
806BN



SPRING CENTRE BOLTS are furnished with extra long threads in order to make them universal. They feature a fillister head, fine threads, and are used for all makes of cars and trucks.

L = Length D = Diameter P = Pitch


ORDER BY ITEM (PACKAGE) NUMBER
ISO Coarse Thread

BARE METAL (PLAIN)				
Diameter-Pitch: 5/16"				
Length	Thread Length	Approx. Weight (lb) /100 pcs	Black Box #	Qty
3-1/2	3	9.740	251-110	25
4	—	—	—	—
5	4	11.920	251-112	25
6	—	—	—	—
7	3	15.880	251-114	25
8	—	—	—	—
10	—	—	—	—
12	—	—	—	—
Diameter-Pitch: 7/16"				
Length	Thread Length	Approx. Weight (lb) /100 pcs	Black Box #	Qty
4	3	20.940	251-131	25
5	3	24.780	251-132	25
7	3	32.200	251-134	25
8	—	—	—	—
9	5	39.820	251-136	25
10	—	—	—	—
12	5	32.000	251-138	25
Diameter-Pitch: 3/8"				
Length	Thread Length	Approx. Weight (lb) /100 pcs	Black Box #	Qty
3-1/2	—	—	—	—
4	3	15.140	251-121	25
5	3	18.560	251-122	25
6	3	20.440	251-123	25
7	3	23.620	251-124	25
8	5	25.940	251-125	25
10	5	30.820	251-127	25
12	5	30.770	251-128	25
Diameter-Pitch: 1/2"				
Length	Thread Length	Approx. Weight (lb) /100 pcs	Black Box #	Qty
4	—	—	—	—
5	—	—	—	—
7	—	—	—	—
8	4	30.770	251-145	25
9	—	—	—	—
10	4	55.000	251-147	25
12	4	40.000	251-148	25

OTHER

papeo® SHAFT COLLARS

PART CLASS #
80MJ



SHAFT COLLARS hold bearings and sprockets on shafts, set components in motor and gearbox assemblies, and serve as mechanical stops.

- Easily installed where major disassembly would otherwise be required

I.D. = Inside Diameter **O.D.** = Outside Diameter **T** = Thickness

ORDER BY ITEM (PACKAGE) NUMBER

ZINC						
Size	Approx. Weight (lb) /100 pcs	I.D.	O.D.	T	Bag #	Qty
1/8	1.580	1/8	3/8	—	883551	5
3/16	1.980	3/16	7/16	1/4	883552	5
1/4	1.800	1/4	1/2	9/32	838617	5
5/16	2.340	5/16	5/8	5/16	883553	5
3/8	3.680	3/8	3/4	3/8	838618	5
7/16	5.700	7/16	7/8	7/16	838619	5
1/2	7.140	1/2	1	7/16	838620	5
9/16	6.560	9/16	1	7/16	883554	5
5/8	9.580	5/8	1-1/8	1/2	838621	5
3/4	12.260	3/4	1-1/4	9/16	838622	5
7/8	18.060	7/8	1-1/2	9/16	883555	5

ZINC Double Split						
Size	Approx. Weight (lb) /100 pcs	I.D.	O.D.	T	Bag #	Qty
1/8	1.480	1/8	1/2	1/4	883557	5
3/16	2.380	3/16	5/8	5/16	883558	5
1/4	2.720	1/4	11/16	5/16	883559	5
5/16	2.520	—	—	—	883560	5
3/8	4.260	3/8	7/8	11/32	883561	5
7/16	5.100	7/16	15/16	3/8	883562	5
1/2	8.120	—	—	—	883563	5
9/16	10.820	9/16	1-1/4	7/16	883564	5
5/8	11.240	5/8	1-5/16	7/16	883565	5
3/4	16.967	—	—	—	883566	3
7/8	18.533	—	—	—	883567	3
1	20.500	1	1-3/4	1/2	883568	3



883562

papeco® SHAFT COLLARS - METRIC

PART CLASS #
80MJ



SHAFT COLLARS hold bearings and sprockets on shafts, set components in motor and gearbox assemblies, and serve as mechanical stops.

- Easily installed where major disassembly would otherwise be required

I.D. = Inside Diameter O.D. = Outside Diameter T = Thickness

ORDER BY ITEM (PACKAGE) NUMBER

BLACK OXIDE						
Size	Approx. Weight (lb) /100 pcs	I.D.	O.D.	T	Bag #	Qty
M6	1.480	—	—	—	883693	5
M8	2.380	8	16	8	883694	5
M10	4.000	10	20	10	883695	5
M12	5.680	12	22	12	883696	5

papeco® CABLE STRAPS

PART CLASS #
802BD

ORDER BY ITEM (PACKAGE) NUMBER

Size	Approx. Weight (lb) /100 pcs	Type	Clamshell #	Qty
200 mm (8")	0.850	Cable Strap Import Cars	910-0950	2
140 mm (5-3/4")	0.625	Releasable Cable Strap	910-0955	4



910-0950



910-0955

311
Series

napeco UTILITY SPRINGS

PART CLASS #
802BI

COMPRESSION TYPE/EXTENSION TYPE

In sizes suitable for most requirements

COMPRESSION TYPE



ORDER BY ITEM (PACKAGE) NUMBER

Length	Approx. Weight (lb) /100 pcs	Outside Dia.	Wire Size	Black Box #	Qty
7/8	0.208	3/32	0.020	311-639	12
5	0.917	3/16	0.026	311-676	12
1-1/2	0.375	1/4	0.041	311-615	12
5	1.333	1/4	0.034	311-677	12
2	0.333	9/32	0.022	311-618	12
5	2.958	5/16	0.047	311-678	12
2	0.792	3/8	0.034	311-656	12
2-3/4	1.375	3/8	0.045	311-650	12
11-1/2	5.292	3/8	0.051	311-601	12

Length	Approx. Weight (lb) /100 pcs	Outside Dia.	Wire Size	Black Box #	Qty
2-3/4	1.333	7/16	0.045	311-655	12
3	2.875	7/16	0.062	311-622	12
5	4.917	7/16	0.062	311-682	12
5	5.833	1/2	0.072	311-683	12
2-1/2	3.750	5/8	0.081	311-620	12
3	3.458	5/8	0.062	311-646	12
3-3/8	4.750	5/8	0.080	311-653	12
11-1/2	10.667	5/8	0.057	311-602	12
10	14.625	7/8	0.081	311-603	12

EXTENSION TYPE



ORDER BY ITEM (PACKAGE) NUMBER

Length	Approx. Weight (lb) /100 pcs	Outside Dia.	Wire Size	Black Box #	Qty
9/16	0.125	1/8	0.018	311-633	12
2-1/8	0.625	5/32	0.028	311-612	12
1-1/8	0.417	3/16	0.025	311-636	12
1-1/4	0.375	3/16	0.014	311-616	12
2-1/2	0.833	3/16	0.028	311-623	12
2-1/4	0.833	7/32	0.034	311-627	12
1-1/8	0.417	1/4	0.020	311-617	12
3-3/4	2.208	1/4	0.034	311-624	12
4	1.958	1/4	0.028	311-609	12
5-3/4	3.625	1/4	0.028	311-607	12
1-1/8	0.125	9/32	0.020	311-635	12
1-7/8	1.042	9/32	0.034	311-628	12
2-1/2	1.708	5/16	0.034	311-625	12
6	4.958	5/16	0.034	311-608	12

Length	Approx. Weight (lb) /100 pcs	Outside Dia.	Wire Size	Black Box #	Qty
6-3/4	5.708	5/16	0.034	311-659	12
7-1/4	7.375	5/16	0.045	311-658	12
3	2.583	11/32	0.041	311-610	12
1-7/8	1.208	3/8	0.031	311-685	12
4-3/4	4.833	3/8	0.045	311-629	12
11	14.167	3/8	0.054	311-631	12
3-1/8	3.250	7/16	0.041	311-626	12
5	8.208	7/16	0.062	311-606	12
6-3/8	9.958	7/16	0.054	311-661	12
6-1/2	8.208	7/16	0.041	311-605	12
4-1/2	7.917	1/2	0.062	311-611	12
5-1/2	12.708	1/2	0.080	311-604	12
11	21.333	1/2	0.062	311-632	12

*Limited stock available. Subject to change without notification.

papeco® TAPS & DIES



Plug Type Tap
High Carbon Steel

PART CLASS #
805BI

TAPS & DIES are made of high carbon tool steel, heat treated to industrial specifications and packed in colour-coded, protective packs. Long-life, plug type taps are chamfered for easy starting and cut clean accurate threads. Hexagon dies in sizes to 1/2" and M12 are 1" across flats - larger sizes are 1-7/16" across flats. Use die stock no. 996-563 or wrench for driving dies. Taps and dies are available in NC (National Coarse), NF (National Fine); Metric Standard, Fine and Extra Fine Thread Pitch - plus N.P.T. (National Pipe Thread) and B.S.P. (British Standard Pipe) for fittings on import vehicles. Tap and drill sizes are engraved on each tap - starting side and size engraved on dies.

HIGH CARBON STEEL, PLUG TYPE TAPS

ORDER BY ITEM (PACKAGE) NUMBER

022-108				
Size	Approx. Weight (lb) /100 pcs	Drill	Stock #	Qty
5/16-24	4.500	17/64	996-116	1
3/8-24	8.500	21/64	996-118	1
7/16-20	8.000	25/64	996-120	1
1/2-20	11.500	29/64	996-122	1
9/16-18	15.000	33/64	996-123	1
3/4-16	20.000	11/16	996-126	1

022-109				
Size	Approx. Weight (lb) /100 pcs	Drill	Stock #	Qty
M4 x 0.70	1.000	1/8	996-204	1
M5 x 0.80	4.000	11/64	996-205	1
M8 x 1.25	5.000	17/64	996-208	1
M12 x 1.75	9.500	27/64	996-212	1
M8 x 1.00 F	5.000	9/32	996-230	1
M10 x 1.25 F	6.500	11/32	996-231	1
M12 x 1.50 F	9.000	13/32	996-232	1
M10 x 1.00 XF	6.000	23/64	996-240	1

022-110				
Size	Approx. Weight (lb) /100 pcs	Drill	Stock #	Qty
Pipe				
1/4-18	9.500	7/16	996-252	1
3/8-18	20.000	37/64	996-254	1

F - Fine Thread Pitch
XF - Extra Fine Thread (Spark Plug)

*Limited stock available. Subject to change without notification.



**Hexagon Dies (1 AF)
High Carbon Steel**

PART CLASS #
805BI

TAPS & DIES are made of high carbon tool steel, heat treated to industrial specifications and packed in colourcoded, protective packs. long-life, plug type taps are chamfered for easy starting and cut clean accurate threads. Hexagon dies in sizes to 1/2" and M12 are 1" across flats - larger sizes are 1-7/16" across flats. use die stock no. 996-563 or wrench for driving dies. Taps and dies are available in nc (national coarse), nf (national fine); metric standard, fine and extra fine thread pitch - plus n.p.t. (national pipe thread) and b.s.p. (british standard pipe) for fittings on import vehicles. Tap and drill sizes are engraved on each tap - starting side and size engraved on dies.

HIGH CARBON STEEL, HEXAGON DIES (1 AF)

ORDER BY ITEM (PACKAGE) NUMBER

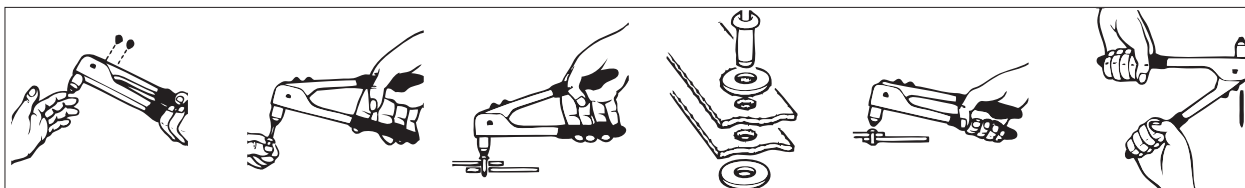
022-108							
Size	Approx. Weight (lb) /100 pcs	Stock #	Qty	Size	Approx. Weight (lb) /100 pcs	Stock #	Qty
NC National Coarse Thread				NF National Fine Thread			
—	—	—	—	1/4-28	7.000	996-414	1
5/16-18	5.500	996-316	1	5/16-24	6.000	996-416	1
3/8-16	5.000	996-318	1	3/8-24	5.000	996-418	1
—	—	—	—	7/16-20	5.000	996-420	1
1/2-13	5.500	996-322	1	1/2-20	5.500	996-422	1
—	—	—	—	3/4-16	12.500	996-426	1

022-109			
Size	Approx. Weight (lb) /100 pcs	Stock #	Qty
M6 x 1.0	1.000	996-506	1
M8 x 1.25	6.000	996-508	1
M10 x 1.50	5.000	996-510	1
M12 x 1.75	5.000	996-512	1
M8 x 1.00 F	3.000	996-530	1
M10 x 1.25 XF	1.200	996-531	1
M12 x 1.50 F	3.000	996-532	1

022-110			
Size/Description	Approx. Weight (lb) /100 pcs	Stock #	Qty
1/8-27 NPT	3.000	996-540	1
Screw Extractor Set	22.000	996-550	1
Straight Flute Screw Extractor	1.000	996-551	1
Straight Flute Screw Extractor	3.000	996-552	1
Straight Flute Screw Extractor	3.500	996-553	1
Straight Flute Screw Extractor	7.000	996-554	1
Straight Flute Screw Extractor	11.000	996-555	1

(* 1-7/16 AF)
F - Fine Thread Pitch
XF - Extra Fine Thread (Spark Plug)

*Limited stock available. Subject to change without notification.

239
Series**papco**® HAND RIVETERSPART CLASS #
806BN

1. Drill a hole of the recommended size in each of the parts to be riveted and select correct nose-piece.
2. Fully open handles. Insert rivet until head touches nose-piece.
3. Insert rivet in the hole.
4. For soft materials or oversize holes use back-up plates to eliminate rivet pull-through.
5. Squeeze handles together. If mandrel does not break, open handles, push rivet head back to nose-piece and repeat until mandrel breaks.
6. Hold riveter with nose-piece up. Fully open handles and snapped off stem will fall out.

papco® MEDIUM DUTY BLIND RIVETER

An economical tool for medium duty. Vinyl grips on stamped long handles for extra leverage with milled steel nose. Sets 3/32", 1/8", 5/32", and 3/16" Dia. aluminum rivets. Individually packaged.



239-500

papco® HEAVY DUTY BLIND RIVETER

An economical tool for medium duty. Vinyl grips on stamped long handles for extra leverage with milled steel nose. Sets 3/32", 1/8", 5/32", and 3/16" Dia. aluminum rivets. Individually packaged.



239-501

papco® TRIM PAD RELEASE PANEL

Made of heat-treated, high carbon steel with bevelled front edges for easy insertion - plus a machined gripping slot for positive contact. Designed to remove plastic trim pad fasteners without damaging the fastener or blackboard. Works well on metal trim pad fasteners. Individually carded.



247-299

papeco® ANTI-FREEZE TESTER CARD

- Tests all ETHYLENE GLYCOL solutions.
- Allows visual inspection for rust and sediment.
- Shows both degrees Fahrenheit and Celsius.
- Individually blister-packed.

Winter Protection

Accurately and quickly indicates the freezing point of radiator solution.

Summer Protection

Indicates boiling point of coolant.




263-999

For Battery Tester 570-250

569 Series papeco® CRIMPING TOOL

PART CLASS #
802BK



569-300

Five in one Crimping tool is capable of performing five operations: Crimper (both insulated and non-insulated), Wire Cutter, Wire Stripper and Bolt Cutter. Individually carded.

570 Series papeco® BATTERY HOLD DOWN BOLTS

PART CLASS #
802AK

All Bolts are plated and include Wing Nut and Washer. Convenient skin-packed cards contain two complete Bolts.



Type 1 Type 2 Type 3

Size	Type	Approx. Weight (lb) /100 pcs	Description	Thread	Application	Factory #	Card #	Qty
1/4-20 x 10	2	30.500	Round Hook	4"	Universal	—	570-611	1
1/4-20 x 10-1/4	3	27.500	Right Angle	4"	Universal	—	570-614	1
1/4-20 x 10-1/2	2	40.000	Round Hook	4"	Universal	—	570-610	1
5/16-18 x 7-1/2	2	33.500	Round Hook	4"	G.M Products	3688699	570-615	1
5/16-18 x 12	1	50.000	Carriage Head	5-12"	Universal	—	570-612	1
5/16-18 x 12	2	54.000	Round Hook	5"	Universal	—	570-613	1

papeo® CIRCUIT TESTERS

PART CLASS #
802BK

Tests for voltage presence in circuits. Located improper connections, shorts and broken wires.

6-12 VOLTS CIRCUIT TESTER

570-100 The most popular and largest selling tester. Quickly and accurately tests all 6 to 12V systems. Includes a spare bulb and extra long 48" lead. Individually carded.

HI-LO VOLTAGE CIRCUIT TESTER

570-101 All the proven features of the popular part number 570-100 Circuit tester - plus the ability to test Hi-Voltage circuits such as spark plugs. Checks for broken insulators, excessive gap, poor wire, fouled or worn spark plugs.

6-24 VOLTS CIRCUIT TESTER

570-105 Professional quality tester features unbreakable plastic handle, heavy duty ground clip, 60" long rubber coated, heavy duty lead wire. Tests all 6, 12, and 24 Volts systems with power on. Individually carded.

ORDER BY ITEM (PACKAGE) NUMBER

Type	Approx. Weight (lb) /100 pcs	Description	Card #	Qty
Low Voltage	18.000	Circuit Tester Card	570-100	1
Hi-Low Voltage	16.500	Circuit Tester Voltage Card	570-101	1
6-24 Volts	40.000	Professional Circuit Tester	570-105	1



570
Series

papeco® TEST CLIP



PART CLASS #
802AK

ALLIGATOR TYPE

TEST CLIPS are handy clips used in test work on ignition, radio and electrical applications. Strong, slim jaws with nesting teeth for good contact. Bright plated steel - 2" long - 3/8" jaw spread.

ORDER BY ITEM (PACKAGE) NUMBER

Type	Approx. Weight (lb) /100 pcs	Card #	Qty
Alligator	0.850	570-129	10

570
Series

papeco® BATTERY BOOSTER CLAMP



PART CLASS #
802AK


500 AMP Professional Duty clamp made of heavy gauge steel, bright nickel plated complete with cable lug. Colour coded vinyl, non-slip insulated handles. Convenient skin-packed card contains two clamps - one red, one black.

ORDER BY ITEM (PACKAGE) NUMBER

Type	Approx. Weight (lb) /100 pcs	Card #	Qty
500 AMP	100.000	570-245	1

570
Series

papeco® BATTERY TESTER



PART CLASS #
802AK

BATTERY TESTER that tests all 6, 12 and 24 Volt Batteries. Accurately and quickly indicates the degree of charge in each cell. Individually blister-packed.

ORDER BY ITEM (PACKAGE) NUMBER

Type	Approx. Weight (lb) /100 pcs	Card #	Qty
Universal	27.500	570-250	1

570
Series**papeco**® BATTERY POST AND
TERMINAL CLEANERPART CLASS #
802AK

This tool quickly removes corrosion and scale from the terminal. Wire brush in base cleans the battery post. Helps maintain metal-to-metal contact. Individually Carded.

ORDER BY ITEM (PACKAGE) NUMBER

Type	Approx. Weight (lb) /100 pcs	Card #	Qty
Universal	14.500	570-270	1

570
Series**papeco**® BATTERY TERMINALPART CLASS #
802AKNo. 00 down to
No. 6 gauge

BATTERY TERMINAL made of Lead Alloy.

ORDER BY ITEM (PACKAGE) NUMBER

Type	Approx. Weight (lb) /100 pcs	Part #	Qty
Universal	26.240	570-395	25

570
Series**papeco**® BATTERY TERMINAL BOLTPART CLASS #
802AK

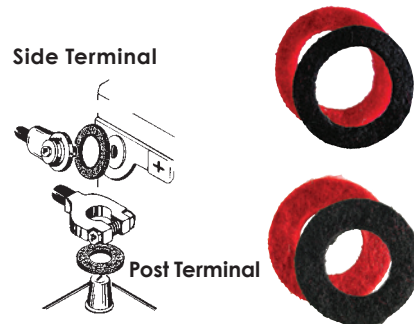
SIDE TERMINAL BOLT

ORDER BY ITEM (PACKAGE) NUMBER

Size	Approx. Weight (lb) /100 pcs	Black Box #	Qty
3/8 x 7/16	3.590	570-415	100

570 Series papco® BATTERY TERMINAL PROTECTORS

PART CLASS #
802AK



Special polyester pad impregnated with a chemical corrosion inhibitor that prevents power robbing corrosion build-up. Extends life of terminals and olds downs. Easily installed. 25 Red and 25 Black per jar.

ORDER BY ITEM (PACKAGE) NUMBER

Application	Approx. Weight (lb) /100 pcs	Part #	Qty
Post and side mount in one	—	570-427	50

570 Series papco® UNIVERSAL BATTERY HOLD DOWNS

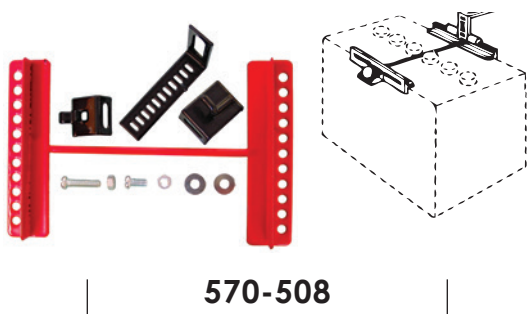
PART CLASS #
802AK

These styles fit most popular batteries. Made of vinyl coated steel or nylon, highly resistant to rust and corrosion. Universal cross bar type fits battery groups 22F, 24, 27, and 60. Universal side type for side mount battery groups 22F and 24C also end mount group 22F.

ORDER BY ITEM (PACKAGE) NUMBER

Cross Bar Type			
Type	Approx. Weight (lb) /100 pcs	Part #	Qty
Universal	46.000	570-508	1

Side Type			
Type	Approx. Weight (lb) /100 pcs	Part #	Qty
Universal	28.500	570-510	1



OTHER

162
Series**papeco** MACHINERY BUSHINGSPART CLASS #
802AM

MACHINERY BUSHINGS are steel repair bushings used on Agricultural Machinery, Road Machines, Mine and Mill Equipment, Automobiles, Trucks, etc.

ORDER BY ITEM (PACKAGE) NUMBER

Shaft Dia.	Approx. Weight (lb) /100 pcs	O.D.	Gauge	Black Box #	Qty
5/8	0.940	1-1/8	18	162-610	25
5/8	1.380	—	14	162-611	25
3/4	1.040	1-1/4	18	162-613	25
3/4	1.640	—	14	162-614	25
3/4	2.980	—	10	162-615	25
7/8	1.260	1-3/8	18	162-616	25
7/8	2.000	—	14	162-617	25
1	1.360	1-1/2	18	162-619	25
1	1.960	—	14	162-620	25
1	3.760	—	10	162-621	25
1-1/8	1.840	1-3/4	18	162-622	25
1-1/8	2.820	—	14	162-623	25
1-1/8	5.280	—	10	162-624	25
1-1/4	2.080	1-7/8	18	162-625	25
1-1/4	3.300	—	14	162-626	25
1-1/4	5.540	—	10	162-627	25
1-3/8	2.780	2-1/8	18	162-631	25
1-3/8	4.060	—	14	162-632	25
1-3/8	7.700	—	10	162-633	25
1-1/2	4.320	2-1/4	14	162-635	25
1-1/2	8.160	—	10	162-636	25
1-3/4	3.120	2-1/2	18	162-640	25
1-3/4	4.940	—	14	162-641	25
1-3/4	9.340	—	10	162-642	25
1-7/8	7.940	2-7/8	14	162-650	25
2	7.980	3	14	162-653	25
2	14.860	—	10	162-654	25
2-1/8	15.400	3-1/8	10	162-657	25

18 Ga. = .050"; 14 Ga. = .083"; 10 Ga. = .134"

256
Series**papeco**® MUFFLER CLAMPSPART CLASS #
802AN

MUFFLER CLAMPS provide a full 360° seal between muffler and pipes. designed for easier installation and trouble-free service. Assembly consists of heavy gauge saddle, 'U' bolt and two nuts, packed in an individual container.

- Heavy Gauge Steel
- Pipe Size stamped in clamp
- Complete coverage from 1-1/4" to 4" Pipe dia.
- Full depth saddle for extra strength
- Heavy rolled thread 'U' Bolts
- Secure fit between tail pipe and muffler

ORDER BY ITEM (PACKAGE) NUMBER

USE FOR INCH AND METRIC APPLICATIONS

Pipe Size	Approx. Weight (lb) /100 pcs	Metric Equivalent	Part #	Qty
5/16" Diameter 'U Bolts'				
1-1/4	40.000	32 mm	256-010	1
1-1/2	20.000	38 mm	256-012	1
1-5/8	26.360	41 mm	256-013	1
1-3/4	24.000	45 mm	256-014	1
1-7/8	—	48 mm	256-015	1
2	20.000	51 mm	256-016	1
2-1/8	30.000	54 mm	256-017	1
2-1/4	30.000	57 mm	256-018	1
2-1/2	30.000	64 mm	256-020	1

Pipe Size	Approx. Weight (lb) /100 pcs	Metric Equivalent	Part #	Qty
3/8" Diameter 'U Bolts'				
1-3/4	30.000	45 mm	256-114	1
1-7/8	—	48 mm	256-115	1
2	30.000	51 mm	256-116	1
2-1/8	—	54 mm	256-117	1
2-1/4	40.000	57 mm	256-118	1
2-1/2	30.000	64 mm	256-120	1
3	50.000	76 mm	256-124	1
3-1/2	60.000	89 mm	256-128	1
4	80.000	102 mm	256-132	1

papeco® CONSTANT TENSION HOSE CLAMPSPART CLASS #
802AN

CONSTANT TENSION HOSE CLAMPS are metal pinch or squeeze type clamps commonly used on fuel, vacuum and other low pressure lines.

ORDER BY ITEM (PACKAGE) NUMBER

Fits Hose O.D.	Approx. Weight (lb) /100 pcs	Max Clamp Dia. Open	Colour	Black Box #	Qty
3/8	0.240	0.321	Black	307-560	25
7/16	0.400	0.405	Green	307-561	25
1/2	0.400	0.460	Red	307-562	25
5/8	0.400	0.583	Olive	307-564	25
3/4	0.400	0.645	Black	307-566	25
1	1.200	0.910	Black	307-568	25

papeco® FUEL INJECTION HOSE CLAMPS

PART CLASS #
802AN



FUEL INJECTION HOSE CLAMPS are manufactured specifically for all fuel injection applications. Non-perforated band is aluzinc coated carbon steel with a zinc plated carbon steel screw and nut. Band width approximately 3/8".

ORDER BY ITEM (PACKAGE) NUMBER

Fits Hose O.D.	Approx. Weight (lb) /100 pcs	Clamp Range Min-Max	Black Box #	Qty
1/4	1.400	7/16-1/2	307-570	10
5/16	1.500	1/2-19/32	307-571	10
3/8	1.450	9/16-5/8	307-572	10

papeco® NYLON TUBING PINCH CLAMPS

PART CLASS #
802AN



NYLON TUBING PINCH CLAMPS have a smooth inner band that provides a positive 360 seal around the nylon tubing.

ORDER BY ITEM (PACKAGE) NUMBER

NYLON TUBING (PINCH) CLAMPS						
Nominal Size	Approx. Weight (lb) /100 pcs	Fits Hose O.D.	Clamshell #	Qty	Black Box #	Qty
1/4	0.250	1/4	—	—	309-303	10
5/16 (8 mm)	0.300	5/16	009-508	1	309-306	10
3/8 (10 mm)	0.300	3/8	009-509	1	309-307	10

Note: Not for use with Fuel Injection Hose.

307
Series**308**
Series**napco**[®]**'SEALTITE' WORM GEAR
HOSE CLAMPS**PART CLASS #
802AN**ALL STAINLESS STEEL FOR 308 SERIES**

SEALTITE HOSE CLAMPS are manufactured from the highest quality materials for reliable operation in any Automotive or industrial applications. The aircraft principle of the worm gear drive gives this clamp a powerful sealing action that meets the toughest requirements. Standard clamp features '301' (18.8) Stainless Steel band and housing with a Zinc Plated Steel Screw. The All-Stainless Steel clamp features a '301' (18.8) Stainless Steel band and housing with a '305' Stainless Steel Screw.

QUALITY

- "301" Stainless steel Band and Housing. Hi-strength Hex Plated Steel Screw. No loose parts

EASY TO USE

- Goes on with hose in position. Combination Hex Screw tightens with screw driver or wrench

RANGE

- Wide size range for each clamp

STRENGTH

- Wide band for even pressure. Won't cut hose. Full-formed teeth will never slip.

ORDER BY ITEM (PACKAGE) NUMBER Product not available in this pack size


Nominal Size	Approx. Weight (lb) /100 pcs	Fits Hose O.D.	Part #		Qty
			Standard	All Stainless	
5/16	1.500	7/32-5/8	307-001	308-001	10
7/16	1.750	5/16-7/8	307-002	308-002	10
7/16	—	—	307-006	—	10
1/2	4.300	7/16-15/16	307-008	308-008	10
5/8	4.300	9/16-1-1/16	307-010	308-010	10
3/4	4.550	5/8-1-1/4	307-012	308-012	10
1	4.800	11/16-1-1/2	307-016	308-016	10
1-1/4	5.150	13/16-1-3/4	307-020	308-020	10
1-1/2	6.300	1-1/16-2	307-024	308-024	10
1-3/4	6.650	1-5/16-2-1/4	307-028	308-028	10
2	6.900	1-9/16-2-1/2	307-032	308-032	10
2-1/4	7.000	1-13/16-2-3/4	307-036	308-036	10
2-1/2	8.000	2-1/16-3	307-040	308-040	10
2-3/4	8.000	2-5/16-3-1/4	307-044	308-044	10
3	8.600	2-9/16-3-1/2	307-048	308-048	10
3-1/4	8.750	2-13/16-3-3/4	307-052	308-052	10
3-1/2	8.950	3-1/16-4	307-056	308-056	10
3-3/4	9.400	3-5/16-4-1/4	—	308-060	10
4	9.500	3-13/16-4-1/16	307-064	308-064	10

400
Series**papeco****NYLON CABLE CLAMPS**PART CLASS #
802AN

6/6 Black Nylon Cable clamps are tough, resilient, light-weight and highly resistant to wear, most chemicals such as gasoline, oil etc. and destructive U-V rays. Used to secure cables, pipes, tubing, wire etc. in automotive, marine, appliance, commercial and residential applications. All nylon clamps provide excellent insulation characteristics.

ORDER BY ITEM (PACKAGE) NUMBER

WHITE NYLON CABLE CLAMPS				
Cable Size	Approx. Weight (lb) /100 pcs	Clamp Width	Black Box #	Qty
3/8	—	3/8	400-504	50
1	0.467	1/2	400-512	15
BLACK NYLON CABLE CLAMPS				
1/4	0.120	3/8	400-522	50
3/8	0.170	3/8	400-524	50
1/2	0.200	3/8	400-526	50
5/8	0.320	1/2	400-528	25
3/4	0.360	1/2	400-530	25
1	—	1/2	400-532	15

255
Series**papeco****CLEVIS YOKES**PART CLASS #
802AO**Drop Forged UNF FINE THREAD (T)**


CLEVIS YOKES are supplied in five sizes to service all popular cars and trucks. A Yoke Assembly includes the Yoke, Clevis Pin and Cotter Pin. Standard package consists of 6 Clevis Yoke Assemblies.

ORDER BY ITEM (PACKAGE) NUMBER**Fine Thread**

Size Chart					Approx. Weight (lb) /100 pcs	Used with S.A.E Standard Pins		Part #	Qty
G	A	T	E	F		Clevis Pins	Cotter Pins		
1/4	2	1/4	9/32	5/8	9.333	255-244	165-043	255-026	6
5/16	2-1/4	5/16	11/32	3/4	10.900	255-226	165-087	255-027	6
3/8	2-1/2	3/8	7/16	7/8	21.833	255-236	165-089	255-028	6
7/16	2-7/8	7/16	1/2	1	33.333	255-241	165-091	255-029	6
1/2	3	1/2	9/16	1	46.417	255-245	165-141	255-030	6

264 Series **napco** ENGINE STUDS

PART CLASS #
802AT



ENGINE STUDS will service all popular makes of cars. They have extra long threads and can be cut to size where a shorter stud is required.

ORDER BY ITEM (PACKAGE) NUMBER


Product not available in this pack size

Length Diameter x 'A'	Approx. Weight (lb) /100 pcs	Dimensions		Clamshell #	Qty	Black Box #	Qty
		'B'	'C'				
Diameter: 5/16							
1-3/4	2.500	7/8 UNF	5/8 UNC	009-336	2	264-016	12
1-3/4	3.150	—	—	—	—	264-116	10
2	3.000	7/8 UNF	3/4 UNC	009-337	2	264-018	12
2	3.700	—	—	—	—	264-118	10
2-1/2	4.708	1-1/2 UNF	1/2 UNC	—	—	264-024	12
3	5.708	1-1/2 UNF	5/8 UNC	—	—	264-032	12
Diameter: 3/8							
2	4.500	1 UNF	3/4 UNC	009-338	2	264-048	12
2	4.500	1 UNC	5/8 UNC	009-339	2	264-049	12
2	5.350	—	—	—	—	264-148	10
2-3/4	7.667	1 UNF	3/4 UNC	—	—	264-058	12
2-3/4	7.600	—	—	—	—	264-158	10
3	8.208	1-1/4 UNF	3/4 UNC	—	—	264-060	12
3	8.300	—	—	—	—	264-160	10
4	10.708	2 UNC	3/4 UNC	—	—	264-066	12
4	11.125	2 UNF	3/4 UNC	—	—	264-067	12
4	10.800	—	—	—	—	264-166	10
Diameter: 7/16							
1-3/4	6.500	9/16 UNF	1/2 UNC	—	—	264-086	12
2	6.500	7/8 UNF	3/4 UNC	009-342	2	264-088	12
2	7.100	—	—	—	—	264-188	10
2-1/4	8.125	7/8 UNF	7/8 UNC	—	—	264-092	12
2-3/8	8.792	7/8 UNF	5/8 UNC	—	—	264-094	12
2-1/2	8.500	7/8 UNF	3/4 UNC	009-343	2	264-096	12
2-1/2	9.350	—	—	—	—	264-196	10
3-1/4	11.958	1-7/8 UNF	5/8 UNC	—	—	264-102	12
3-5/8	13.708	1-3/4 UNF	5/8 UNC	—	—	264-108	12
Diameter: 1/2							
2-1/2	12.042	1 UNF	3/4 UNC	—	—	264-134	12
2-7/8	14.417	7/8 UNC	3/4 UNC	—	—	264-140	12

264
Series



ENGINE STUDS - METRIC



PART CLASS #
802AT

ENGINE STUDS are a headless bolt that is threaded at both ends. An engine stud is used to insert one end into the head or block and then insert a nut or washer on the other end. Conform to I.S.O. Class 8.8 specifications. For manifolds, rocker covers and general engine uses.

ORDER BY ITEM (PACKAGE) NUMBER

Product not available in this pack size

ZINC								
Diameter x Pitch x Length 'A'	Approx. Weight (lb) /100 pcs	'B' mm	'C' mm	Clamshell #	Qty	Black Box #	Qty	Application
Diameter: M6								
1.00 x 30 mm	0.500	14	12	009-329	2	264-230	10	VW - 056 -103 -400
Diameter: M8								
1.00 x 40 mm	3.150	—	—	—	—	264-327	10	—
1.25 x 28 mm	2.100	15	10	—	—	264-328	10	VWN044 - 511 - 1
1.25 x 35 mm	2.700	17	12	—	—	264-335	10	VWN044 - 514 - 2
1.25 x 38 mm	2.250	20	10	009-330	2	264-338	10	VWN14 - 443 - 8
1.25 x 40 mm	2.600	—	—	—	—	264-339	10	—
1.25 x 46 mm	2.750	23	16	009-331	2	264-346	10	VWN044 - 410 -2(-4)
1.25 x 50 mm	3.000	23	10	009-332	2	264-348	10	Universal
1.25 x 65 mm	5.150	19	10	—	—	264-354	10	Universal
Diameter: M8/M10								
1.50 x 35 mm	3.200	14 (M8)	19 (M10)	—	—	264-440	10	Universal
Diameter: M10								
1.25 x 37 mm	4.300	13	21	—	—	264-441	10	Universal
1.25 x 40 mm	4.750	—	—	—	—	264-442	10	—
1.25 x 43 mm	5.000	21	16	—	—	264-443	10	DAT14064-N4200
1.50 x 40 mm	4.550	—	—	—	—	264-449	10	—
1.25 x 50 mm	5.850	25	15	—	—	264-450	10	Universal
1.50 x 50 mm	5.000	25	15	009-333	2	264-451	10	Universal
1.50 x 52 mm	6.000	27	12	—	—	264-452	10	Universal
1.50 x 62 mm	6.750	28	12	009-334	2	264-453	10	Universal
1.50 x 60 mm	6.700	—	—	—	—	264-454	10	—
1.50 x 77 mm	7.450	28	12	—	—	264-457	10	Universal
Diameter: M12								
1.75 x 35 mm	5.450	—	—	—	—	264-459	10	—
1.50 x 35 mm	5.400	—	—	—	—	264-460	10	—
1.50 x 40 mm	6.850	—	—	—	—	264-461	10	—
1.25 x 50 mm	8.750	—	—	—	—	264-462	10	—

*Limited stock available. Subject to change without notification.

OTHER

264 Series **napco**® MANIFOLD STUDS

PART CLASS #
802BA



LOW CARBON STEEL

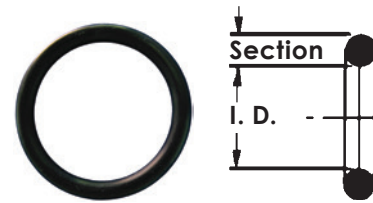
MANIFOLD STUDS are easily removed if rusted, broken or stripped. Made of low carbon steel. Simply drill out or burn out with a torch. Preferred by muffler shops everywhere. Coarse thread both ends.

ORDER BY ITEM (PACKAGE) NUMBER

 Product not available in this pack size

Length Diameter x 'A'	Approx. Weight (lb) /100 pcs	Dimensions		Clamshell #	Qty	Black Box #	Qty
		'B'	'C'				
Diameter: 3/8-16							
2	5.250	5/8 NC	1-1/8 NC	—	—	264-504	10
2-1/2	5.750	5/8 NC	1-1/4 NC	009-344	2	264-507	10
3	6.750	5/8 NC	2 NC	009-345	2	264-509	10
3-1/4	8.000	5/8 NC	1-5/8 NC	—	—	264-510	10
Diameter: 7/16-14							
2-1/2	8.000	5/8 NC	1-1/4 NC	009-346	2	264-517	10
3	10.500	5/8 NC	5/8 NC	—	—	264-519	10
4	13.750	—	—	—	—	264-523	10

METRIC							
Length Diameter x 'A'	Approx. Weight (lb) /100 pcs	Dimensions		Clamshell #	Qty	Black Box #	Qty
		'B'	'C'				
Diameter: M8 x 1.25							
40 mm	2.750	16 mm	19 mm	—	—	264-640	10
Diameter: M10 x 1.5							
50 mm	5.800	16 mm	19 mm	—	—	264-650	10

304
Series**papco**® **UNIVERSAL O-RINGS**PART CLASS #
802BC

UNIVERSAL O-RINGS are made of a special Nitrile Compound (Buna-N Rubber) for petroleum oils, greases, automotive gasoline, alcohols, glycols, fuel oil, propane and many other fluids.

Assembly instructions: Be sure all parts are perfectly clean. Then lubricate the O-Ring. For an external groove, stretch the ring over the shaft or fold the ring into an internal groove. Avoid excessive twisting.

Popular standard sizes used in automotive, agricultural and industrial equipment maintenance.

ORDER BY ITEM (PACKAGE) NUMBER

Nomial Size			Approx. Weight (lb) /100 pcs	Black Box #	Qty
I.D.	O.D.	Section			
1/8	1/4	1/16	0.100	304-001	25
5/32	9/32	1/16	0.100	304-002	25
3/16	5/16	1/16	0.080	304-003	25
7/32	11/32	1/16	0.100	304-004	25
1/4	3/8	1/16	0.020	304-005	25
5/16	7/16	1/16	0.100	304-006	25
3/8	1/2	1/16	0.120	304-007	25
3/8L	9/16	3/32	0.160	304-008	25
7/16	5/8	3/32	0.160	304-009	25
1/2	11/16	3/32	0.140	304-010	25
9/16	3/4	3/32	0.160	304-011	25
5/8	13/16	3/32	0.160	304-012	25
11/16	7/8	3/32	6.120	304-013	25
3/4	15/16	3/32	0.180	304-014	25
3/4L	1	1/8	25.020	304-015	25
13/16	1-1/16	1/8	0.280	304-016	25
7/8	1-1/8	1/8	0.800	304-017	25
15/16	1-3/16	1/8	0.740	304-018	25
1	1-1/4	1/8	32.560	304-019	25

Nomial Size			Approx. Weight (lb) /100 pcs	Black Box #	Qty
I.D.	O.D.	Section			
1-1/16	1-5/16	1/8	0.400	304-020	25
1-1/8	1-3/8	1/8	0.400	304-021	25
1-3/16	1-7/16	1/8	24.440	304-022	25
1-1/4	1-1/2	1/8	14.420	304-023	25
1-5/16	1-9/16	1/8	16.900	304-024	25
1-3/8	1-5/8	1/8	17.000	304-025	25
1-7/16	1-11/16	1/8	0.520	304-026	25
1-1/2	1-3/4	1/8	0.400	304-027	25
1-1/2L	1-7/8	3/16	1.040	304-028	25
1-5/8	2	3/16	5.040	304-029	25
1-3/4	2-1/8	3/16	5.840	304-030	25
1-7/8	2-1/4	3/16	27.620	304-031	25
2-1/8	2-1/2	3/16	6.840	304-033	25
2-3/8	2-3/4	3/16	—	304-035	25
2-5/8	3	3/16	24.220	304-037	25
5/16	—	—	0.100	304-206	10
3/8	—	—	0.100	304-207	10

papeco® PERMA-THREAD® HELICALLY COILED INSERTS

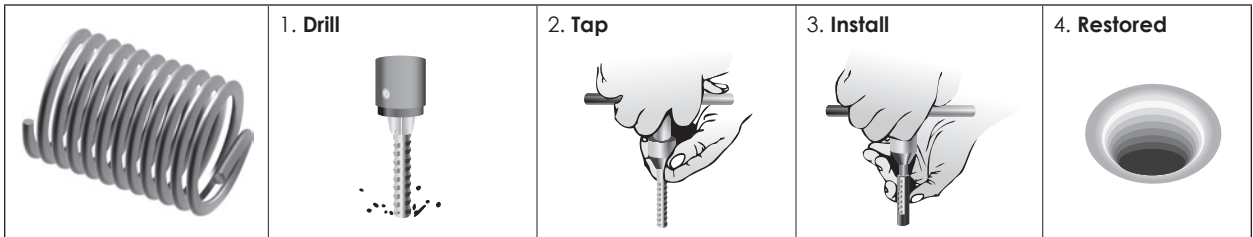
PART CLASS #
805AY

Repair Kits contain inserts, tap and installation tools. Inserts also available in standard packages

Repair defective, stripped or damaged threads quickly and permanently. These inserts are made of diamond shaped stainless steel wire formed into a spiral screw thread coil.

They form a thread which is stronger than the original tapped material. The resilient quality of the insert allows it to adjust to eliminate stress concentration. The Perma-Thread® insert restores the hole to its initial size – a bolt or screw of the original size can be used for reassembly.

Full instructions for using the Perma-Thread® inserts are provided in each Repair Kit.



ORDER BY ITEM (PACKAGE) NUMBER

 Product not available in this pack size

Unified National Coarse Thread

STANDARD PACKAGES		REPAIR KITS		TAPS	TOOLS	Approx. Weight (lb) /100 pcs			
Size Diameter x Length	Package No.	Drill Size	Qty	Kit No.	Inserts Per Kit		Tap Part No.	Tool Part No.	
4-40	0.168	—	1/8	—	1208-014	12	1428-014	—	0.375
5-40	0.188	—	9/64	—	1208-015	12	—	—	0.458
6-32	0.207	P208-016	5/32	12	1208-016	12	—	—	0.500
8-32	0.246	P208-018	11/64	12	1208-018	12	1428-018	—	0.542
10-24	0.285	P208-101	13/64	12	1208-101	12	—	—	0.667
12-24	0.324	P208-102	15/64	12	1208-102	12	—	—	0.792
1/4-20	0.375	P208-104	17/64	12	1208-104	12	1428-104	—	0.917
5/16-18	0.469	P208-105	21/64	12	1208-105	12	1428-105	—	2.000
3/8-16	0.562	P208-106	25/64	12	1208-106	12	1428-106	—	2.583
7/16-14	0.656	P208-107	29/64	6	1208-107	6	1428-107	—	5.833
1/2-13	0.750	P208-108	17/32	6	1208-108	6	1428-108	—	7.000
9/16-12	0.844	P208-109	19/32	6	1208-109	6	—	—	11.083
5/8-11	0.938	P208-110	21/32	6	1208-110	6	1428-110	—	13.917
3/4-10	1.125	P208-112	25/32	4	1208-112	4	1428-112	—	30.750
7/8-9	1.312	P108-114	29/32	1	3208-C14	6	—	—	32.583
1-8	1.500	P108-116	1-1/32	1	3208-C16	6	—	—	45.500
1-1/8-7	1.688	—	1-5/32	—	3208-C18	5	—	—	71.800
1-1/4-7	1.875	P108-120	1-9/32	1	3208-C20	5	—	—	—

papeco® PERMA-THREAD® HELICALLY COILED INSERTS

PART CLASS #
805AY

ORDER BY ITEM (PACKAGE) NUMBER
Unified National Fine Thread

— Product not available in this pack size

STANDARD PACKAGES			REPAIR KITS		TAPS	TOOLS	Approx. Weight (lb) /100 pcs		
Size Diameter x Length	Package No.	Drill Size	Qty	Kit No.	Inserts Per Kit	Tap Part No.		Tool Part No.	
10-32	0.285	P208-201	13/64	12	1208-201	12	—	—	0.875
1/4-28	0.375	P208-204	17/64	12	1208-204	12	—	—	1.083
5/16-24	0.469	P208-205	21/64	12	1208-205	12	—	—	1.500
3/8-24	0.562	P208-206	25/64	12	1208-206	12	—	—	2.458
7/16-20	0.656	P208-207	29/64	6	1208-207	6	—	—	6.000
1/2-20	0.750	P208-208	33/64	6	1208-208	6	—	—	7.917
9/16-18	0.844	P208-209	37/64	6	1208-209	6	—	—	10.333
5/8-18	0.938	P208-210	41/64	6	1208-210	6	—	—	13.083
3/4-16	1.125	P208-212	49/64	4	1208-212	4	—	—	27.250
7/8-14	1.312	P108-214	57/64	1	3208-F14	6	—	—	39.583
1-14	1.500	—	1-1/64	—	3208-F164	6	—	—	48.333

REPAIR KITS

Repair Kits for field or shop use.

Complete Kits: Inserts-taps-tools.



Inserts



High Speed Steel Tap



Installation Tool



papeco® PERMA-THREAD® - METRIC

PART CLASS #
805AY

Repair Kits contain inserts, tap and installation tools. Inserts also available in standard packages

ORDER BY ITEM (PACKAGE) NUMBER

Product not available in this pack size

Coarse Thread

STANDARD PACKAGES				REPAIR KITS		TAPS	TOOLS	Approx. Weight (lb) /100 pcs	
Size Diameter x Length	Package No.	Drill Size	Qty	Kit No.	Inserts Per Kit	Tap Part No.	Tool Part No.		
M5 x 0.8	7.5 mm	P206-305	13/64	12	1221-305	12	1448-305	—	0.225
M6 x 1	9.0 mm	P206-306	1/4	12	1221-306	12	1448-306	—	0.292
M7 x 1	10.5 mm	P206-307	9/32	12	1221-307	12	—	—	0.342
M8 x 1.25	12.0 mm	P206-308	21/64	12	1221-308	12	1448-308	—	0.500
9 mm	13.5 mm	P206-309	m9.4	12	1221-309	12	—	—	0.208
M10 x 1.5	15.0 mm	P206-310	13/32	12	1221-310	12	1448-310	—	0.375
M11 x 1.5	16.5 mm	P106-311	29/64	6	1221-311	6	—	—	0.250
M12 x 1.75	18.0 mm	P106-312	31/64	6	3221-M12C	6	—	—	0.667
M14 x 2	21.0 mm	P106-314	37/64	6	3221-M14C	6	—	—	1.417
M16 x 2	24.0 mm	P106-316	21/32	6	3221-M16C	6	—	—	2.000
M18 x 2.5	27.0 mm	P106-318	47/64	6	3221-M18C	6	—	—	3.333
M20 x 2.5	30.0 mm	P106-320	13/16	6	3221-M20C	6	—	—	3.333

ORDER BY ITEM (PACKAGE) NUMBER

Product not available in this pack size

Fine Thread

STANDARD PACKAGES				REPAIR KITS		TAPS	TOOLS	Approx. Weight (lb) /100 pcs	
Size Diameter x Length	Package No.	Drill Size	Qty	Kit No.	Inserts Per Kit	Tap Part No.	Tool Part No.		
M10 x 1.25	15.0 mm	P106-610	13/32	12	3221-M10F	6	—	—	0.292
M10 x 1.0	16.5 mm	P106-61010	29/64	1	—	—	—	—	—
M12 x 1.25	18.0 mm	P106-612	31/64	6	3221-M12F	6	—	—	0.333
M12 x 1.5	18.0 mm	P106-61215	31/64	6	3221-M1215	6	—	—	0.500
M14 x 1.5	21.0 mm	P106-614	9/16	6	3221-M14F	6	—	—	1.000
M16 x 1.5	24.0 mm	P106-616	21/32	6	3221-M16F	6	—	—	1.333

papeco® PERMA-THREAD® SPARK PLUG SERIES

PART CLASS #
805AY

Spark Plug Series - Do not use these inserts to repair taper seat spark plug ports

ORDER BY ITEM (PACKAGE) NUMBER

— Product not available in this pack size

STANDARD PACKAGES			REPAIR KITS		TAPS	TOOLS	Approx. Weight (lb) /100 pcs		
Size Diameter x Length	Package No.	Drill Size	Qty	Kit No.	Inserts Per Kit	Tap Part No.		Tool Part No.	
Spark Plug Series - Do not use these inserts to repair taper seat spark plug ports									
M10x 1.0	0.500	P410-500	—	6	1210-410	1	—	—	0.600
M12x 1.25	0.500	P412-500	—	6	1212-412	1	1458-123	—	0.700
M12x 1.25	0.750	P412-750	—	6	—	—	—	—	0.333
M14x 1.25	0.375	P414-375	—	6	1214-414	1	—	—	0.583
M14x 1.25	0.438	P414-438	—	6	—	—	—	—	0.683
M14x 1.25	0.500	P414-500	—	6	—	—	—	—	0.167
M14x 1.25	0.750	P414-750	—	6	—	—	—	—	0.500
M18x 1.50	0.500	P418-500	—	6	1218-500	6	—	—	0.333

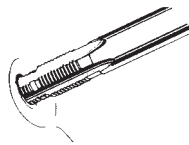
* NOTE: 10mm, 12mm and 14mm spark plug kits contain combination piloted Reamer/Tap tool and NO inserts. Same tools are applicable regardless of insert length. Purchase packs of inserts separately. Perma-Thread® Repair Kits include: Inserts, Tap, Installation Tool, Instructions unless otherwise specified.

SPARK PLUG SERIES

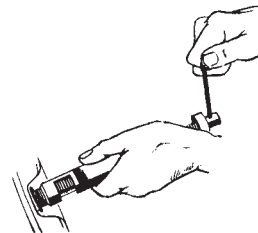
No drilling for spark plug part repair.



1. Threaded Pilot aligns tool to correct port angle.



2. Reamer removes stripped or damaged threads



2. Tap cuts new threads to accept Perma-Thread® insert.








papeco® PERMA-PLUG SPARK PLUG REPAIR KIT

PART CLASS #
805AY

2200-14

Includes one each of the items listed below.

Can be used with M14 x 1.25 taper seat or gasket type Spark Plugs in either aluminum or cast iron. Easily installed without drilling - becomes a permanent repair.


<p>Tap</p>  <p>Lubricate tap. Start by hand then use socket to tap hole full depth. Clean chips from hole.</p>	<p>Piloted Tap</p>  <p>2258-14</p>	<p>Select Insert</p>  <p>Select insert length same as threads on spark plug. Coat outside threads with hi-temp RTV silicone. Knurled end of insert should be at top of hole.</p>	<p>Inserts</p>  <p>Short 2214-S Normal 2214-N Long 2214-L</p>	<p>Install</p>  <p>Using spark plug, screw insert in until flush with spark plug hole.</p>	<p>Expanding Tool</p>  <p>2294-14</p>	<p>Repaired</p>  <p>Place tool into insert and strike several times to expand knurl and lock insert. Install plug to recommended torque. Run engine after sealant has set.</p>
--	---	--	--	---	--	--

ORDER BY ITEM (PACKAGE) NUMBER

Product not available in this pack size

STANDARD PACKAGES				REPAIR KITS		TAPS	TOOLS	Approx. Weight (lb) /100 pcs
Size Diameter x Length	Package No.	Drill Size	Qty	Kit No.	Inserts Per Kit	Tap Part No.	Tool Part No.	
Perma Plug® Spark Plug Series - Can be used with taper seat or gasket type spark plugs								
M14 x 1.25	0.375	2214-S	—	1	—	—	—	2.200
M14 x 1.25	0.500	2214-N	—	1	2200-14	1	2258-14	3.000
M14 x 1.25	0.750	2214-L	—	1	—	—	—	3.500

* NOTE: Not sold separately.

302
Series**papco**® WOODRUFF KEYSPART CLASS #
805BL

WOODRUFF KEYS are made from S.A.E 1035 Carbon Steel. They are used on armature shafts of starters and generators, etc

ORDER BY ITEM (PACKAGE) NUMBER

BARE METAL (PLAIN)							
Size Width X Diameter	Approx. Weight (lb) /100 pcs	Black Box #	Qty	Size Width X Diameter	Approx. Weight (lb) /100 pcs	Black Box #	Qty
1/16 x 1/2	0.220	302-010	25	7/32 x 1-1/8	2.540	302-170	25
3/32 x 1/2	0.260	302-020*	25	1/4 x 1-1/8	2.920	302-180*	25
1/8 x 1/2	0.340	302-030*	25	5/16 x 1-1/8	3.680	302-183	25
3/32 x 5/8	0.380	302-040*	25	3/16 x 1-1/4	2.740	302-190	25
1/8 x 5/8	0.460	302-050*	25	7/32 x 1-1/4	3.280	302-200	25
5/32 x 5/8	0.560	302-060*	25	1/4 x 1-1/4	3.700	302-210	25
3/16 x 5/8	0.660	302-061	25	5/16 x 1-1/4	4.440	302-214	25
1/8 x 3/4	0.680	302-070	25	3/8 x 1-1/4	5.500	302-215	25
5/32 x 3/4	0.840	302-080*	25	1/4 x 1-3/8	4.760	302-220	25
3/16 x 3/4	0.980	302-090*	25	5/16 x 1-3/8	—	302-230	25
1/4 x 3/4	1.280	302-091	25	1/4 x 1-1/2	5.160	302-240	25
5/32 x 7/8	1.120	302-100	25	5/16 x 1-1/2	6.400	302-250	25
3/16 x 7/8	1.320	302-110	25	3/8 x 1-1/2	7.720	302-257	25
7/32 x 7/8	1.560	302-120	25	1/4 x 2-1/8	4.920	302-270	25
1/4 x 7/8	1.780	302-121	25	5/16 x 2-1/8	—	302-280	25
3/16 x 1	1.780	302-130	25	3/8 x 2-1/8	4.760	302-290	25
7/32 x 1	2.080	302-140	25	3/8 x 2-3/4	—	302-291	25
1/4 x 1	2.360	302-150	25	5/16 x 2-3/4	—	302-292	25
5/16 x 1	2.940	302-152	25				
3/16 x 1-1/8	2.200	302-160	25				

*Denotes popular sizes

305 Series **napeco**® SHIM STOCK

PART CLASS #
802BG



BRASS SHIM STOCK is uniform and accurate in thickness, hard temper and is ideal for cutting and shaping. The 6" wide x 100" long rolls are supplied in fibre dispenser tubes for easy use.

ORDER BY ITEM (PACKAGE) NUMBER

BRASS							
Thickness	Approx. Weight (lb) /100 pcs	Tube #s	Qty	Thickness	Approx. Weight (lb) /100 pcs	Tube #	Qty
100" Strips				100" Strips			
0.001	41.000	305-601	1	0.009	194.000	305-609	1
0.002	45.000	305-602	1	0.010	198.000	305-610	1
0.004	80.000	305-604	1	0.012	256.500	305-612	1
0.005	99.000	305-605	1	0.015	330.000	305-615	1
0.006	120.000	305-606	1	0.020	409.500	305-620	1
0.007	140.000	305-607	1	0.025	500.000	305-625	1
0.008	160.000	305-608	1				

305 Series **napeco**® SHIM STOCK

PART CLASS #
802BG




STEEL SHIM STOCK is hard shim temper and uniform in thickness. Supplied in strips 100" long by 6" wide as listed. Each strip is packed in a sturdy fibre tube

STEEL			
Thickness	Approx. Weight (lb) /100 pcs	Tube #	Qty
6" Wide by 100" Long			
0.001	41.000	306-601	1
0.002	50.500	306-602	1
0.003	60.000	306-603	1
0.004	76.500	306-604	1
0.005	93.000	306-605	1
0.006	111.500	306-606	1
0.007	146.000	306-607	1
0.008	145.000	306-608	1
0.010	178.000	306-610	1
0.012	241.000	306-612	1
0.015	292.000	306-615	1
0.020	370.000	306-620	1


Note: Stainless Steel Shim Stock Available - price on application

250
Series

papco® BODY SHIMS

PART CLASS #
802BH

Body Shim



Hood Shim

BODY SHIMS are used for alignment of Hoods, Fenders, Cowls and Starter Motors. Made of plated steel.

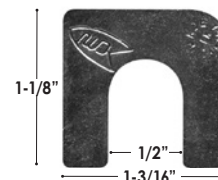
ORDER BY ITEM (PACKAGE) NUMBER

ZINC							Hood Shims	
Length	Approx. Weight (lb) /100 pcs	Height	Opening	Thickness	Application	Clamshell #	Qty	
1-5/16	2.357	1-1/8	3/8	1/16	Universal	910-1710	7	
1-5/16	3.833	1-1/8	3/8	1/8	Universal	910-1711	6	

ZINC							Body Shim	
Length	Approx. Weight (lb) /100 pcs	Height	Opening	Thickness	Application	Clamshell #	Qty	
1-3/4	6.500	1-1/4	1/2	1/16	Ford	910-1725	4	

250
Series

papco® CASTER AND CAMBER SHIMS

PART CLASS #
802BH

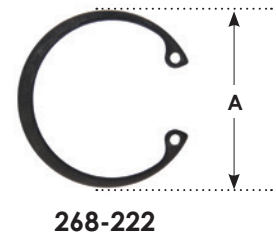
CASTER AND CAMBER SHIMS are used to adjust caster on knee-action and ball-joint suspensions. All Papco® shims are plated to resist rust and stamped with thickness or degree.

ORDER BY ITEM (PACKAGE) NUMBER

ZINC							General Motors 1971-up	
Length	Approx. Weight (lb) /100 pcs	Height	Opening	Thickness	Application	Clamshell #	Qty	
1-3/16	1.600	1-1/8	1/2	1/16	Chevrolet	910-1715	5	
1-3/16	3.000	1-1/8	1/2	1/8	Chevrolet	910-1720	4	

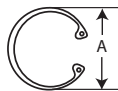
268 Series papco® SNAP RINGS

PART CLASS #
802BW

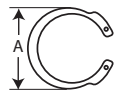


Used as retainers on automotive, appliance and heavy equipment applications. Packaged in uniformly priced transparent packs. Number of rings per pack is shown below.


- High Carbon Steel
- Retainer Rings
- Heat treated for resiliency



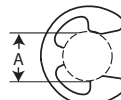
-200 Series
Internal



-300 Series
Internal



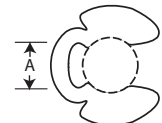
-400 Series
External



-500 Series
External



-600 Series
External




-700 Series
External

ORDER BY ITEM (PACKAGE) NUMBER

Internal Types (Housing)				
Free Dia. "A"	Approx. Weight (lb) /100 pcs	Housing Dia.	Black Box #	Pieces per Pack
0.548	0.100	1/2	268-222	10
0.694	0.150	5/8	268-224	10
0.831	0.188	3/4	268-226	8
0.901	0.250	13/16	268-227	8
0.971	0.250	7/8	268-228	6
1.111	0.333	1	268-230	6
1.180	0.400	1-1/16	268-231	5
1.249	0.400	1-1/8	268-232	5
1.388	0.500	1-1/4	268-234	4
1.526	0.625	1-3/8	268-237	4
1.660	0.333	1-1/2	268-238	3
1.942	1.000	1-3/4	268-242	2
2.210	1.000	2	268-246	2
1.015	0.267	15/16	268-329	6
1.081	0.167	1	268-330	6
1.217	0.500	1-1/8	268-332	5

268 Series **papeco**® SNAP RINGS

PART CLASS #
802BW



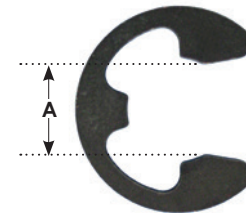
ORDER BY ITEM (PACKAGE) NUMBER

External Types (Shaft)				
Free Dia. "A"	Approx. Weight (lb) /100 pcs	Shaft Dia.	Black Box #	Pieces per Pack
0.225	0.033	1/4	268-414	15
0.338	0.071	3/8	268-418	14
0.461	0.050	1/2	268-422	10
0.579	0.100	5/8	268-424	10
0.693	0.188	3/4	268-426	8
0.810	0.214	7/8	268-428	7
0.925	0.333	1	268-430	6
1.041	0.500	1-1/8	268-432	5
1.156	0.500	1-1/4	268-434	4
1.214	0.500	1-5/16	268-436	4
1.272	0.625	1-3/8	268-438	4
1.387	0.667	1-1/2	268-440	3
1.618	1.500	1-3/4	268-442	2
1.850	1.500	2	268-444	2
0.094	0.022	1/8	268-505	18
0.114	0.028	5/32	268-506	18
0.122	0.056	3/16	268-510	18
0.145	0.039	3/16	268-511	18

External Types (Shaft)				
Free Dia. "A"	Approx. Weight (lb) /100 pcs	Shaft Dia.	Black Box #	Pieces per Pack
0.207	0.028	1/4	268-514	18
0.243	0.028	5/16	268-516	18
0.300	0.107	3/8	268-518	14
0.337	0.286	7/16	268-520	14
0.392	0.208	1/2	268-522	12
0.113	0.044	5/32	268-606	18
0.143	0.050	3/16	268-610	18
0.204	0.056	1/4	268-614	18
0.242	0.028	5/16	268-616	18
0.292	0.107	3/8	268-618	14
0.430	0.167	9/16	268-620	9
0.187	0.114	1/4	268-714	7
0.250	0.083	5/16	268-716	6
0.312	0.167	3/8	268-718	6
0.406	0.200	1/2	268-722	5
0.500	0.375	5/8	268-724	4

268 Series **papeco**® SNAP RINGS

PART CLASS #
802BW



910-2120

SNAP RINGS (EXTERNAL) - ASSORTMENT MINI			
Size		Part #	Qty
Shaft Dia.	Free Dia. "A"		
1/4	0.207	268-514	5 Packs
5/16	0.243	268-516	5 Packs
7/16	0.337	268-520	5 Packs
1/2	0.392	268-522	5 Packs

Contains 5 packs each, 4 sizes


268
Series

papco® SNAP RINGS

PART CLASS #
802BW

ORDER BY STOCK NUMBER

* Example of Stock Number: 268-246



All images are actual size

268
Series







napeco® SNAP RINGS

PART CLASS #
802BW

Illustrations Actual Size

ORDER BY STOCK NUMBER

* Example of Stock Number: 268-522

<p>268-300 Series</p>  <p>-329</p>	<p>268-500 Series</p>  <p>-505 -506 -511 -510 -514 -516 -518 -520 -522*</p>
 <p>-330</p>	<p>268-600 Series</p>  <p>-606 -610 -614 -616 -618 -620</p>
 <p>-332</p>	<p>268-700 Series</p>  <p>-714 -716 -718 -722 -724</p>

All images are actual size



WHEEL PARTS

WHEEL NUTS AND BOLTS

- PASSENGER CAR

- LIGHT TRUCK

papeco® NEW BLACK WHEEL NUTS

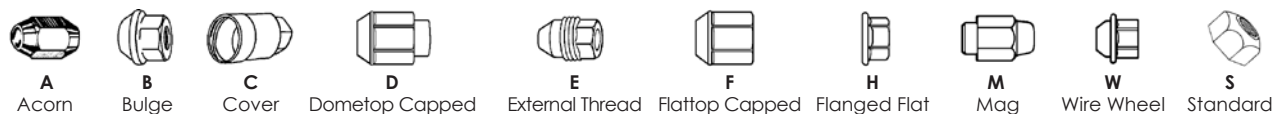
PART CLASS #
802BU



FEATURES

- Suitable for steel wheels and aftermarket alloy wheel rims
- Solid one-piece design
- Durable triple layer finish
- Highly resistant to rusting, chipping and peeling

TYPE



BLACK							
Thread	Type	Overall Length	Thread Length	Hex Size	Seat	Part #	Qty
1/2-20	Acorn	1-3/8	1	13/16	60°	558-146-000	100
1/2-20	Acorn Bulge	1-3/8	1	3/4	60°	558-148-000	100
9/16-18	Flattop Acorn	1-1/2	1-3/16	7/8	60°	558-204-000	100
M12-1.25 mm	Acorn Bulge	35 mm	25.5 mm	19 mm	60°	559-114-000	100
M12-1.50 mm	Acorn	30 mm	21.5 mm	19 mm	Radius	559-301-000	100
M12-1.50 mm	Acorn	35 mm	26.5 mm	21 mm	60°	559-070-000	100
M12-1.50 mm	Acorn Bulge	35 mm	25.5 mm	19 mm	60°	559-077-000	100
M14-1.50 mm	Acorn	39 mm	29 mm	22 mm	Radius	559-327-000	100
M14-1.50 mm	Acorn Duplex	48 mm	38 mm	19 mm	60°	559-236-000	100



558-146-000



558-148-000



558-204-000



559-114-000



559-301-000



559-070-000



559-077-000



564-327-000



559-236-000

Images do not represent actual size

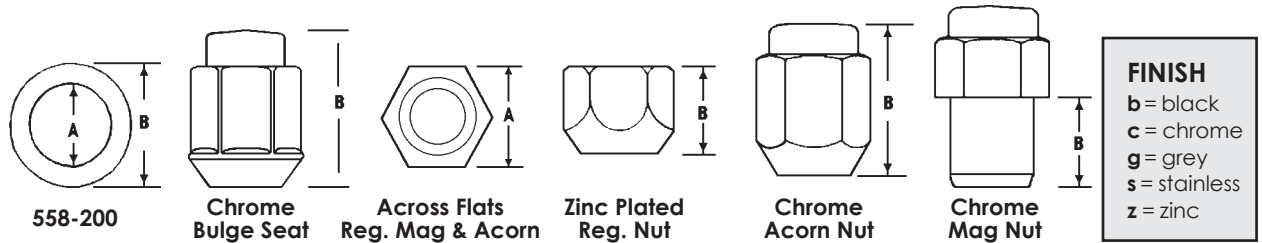
558 Series papco® WHEEL NUTS



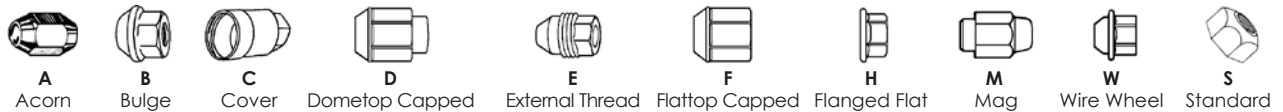
PART CLASS #
802BU



Passenger Car/Light Truck



TYPE



Diameter-Pitch: **7/16-20**

Thread	Type	Finish	Approx. Weight (lb) /100 pcs	'A'	'B'	Part #	Qty
7/16-20 R	Standard	Zinc	4.670	3/4	9/16	558-014	25
7/16-20	Standard	Zinc	4.670	3/4	9/16	558-014B	100
7/16-20	Dometop Capped	Stainless	9.050	3/4	1-1/8	558-070	10
7/16-20	Acorn	Chrome	9.385	3/4	1-3/8	558-140	10
7/16-20	Acorn	Chrome	9.385	3/4	1-3/8	558-140B	100
7/16-20	Mag	Chrome	14.400	13/16	3/4	558-174	10
7/16-20	Acorn	Chrome	15.900	13/16	1-3/8	558-144	10
7/16-20	Acorn	Chrome	15.900	13/16	1-3/8	558-144B	100

Diameter-Pitch: **1/2-20**

Thread	Type	Finish	Approx. Weight (lb) /100 pcs	'A'	'B'	Part #	Qty
1/2-20 R	Standard	Zinc	4.340	3/4	9/16	558-027	25
1/2-20 L	Standard	Zinc	4.340	3/4	11/16	558-026	25
1/2-20	Bulge	Zinc	8.000	3/4	29/32	558-163	10
1/2-20	External Thread	Zinc	12.000	3/4	1-3/16	558-160	5
1/2-20	Wire Wheel	Zinc	14.000	3/4	1-1/4	558-171	10
1/2-20 R	Wire Wheel	Zinc	12.700	3/4	1-1/4	558-199	10
1/2-20	Dometop Capped	Stainless	8.900	3/4	1-5/16	558-122	10
1/2-20 R	Acorn Bulge	Chrome	12.000	3/4	1-3/8	558-148	10
1/2-20	Acorn Bulge	Chrome	12.000	3/4	1-3/8	558-148B	100
1/2-20	Dometop Capped Bulge	Stainless	9.000	3/4	1-39/64	558-094	10
1/2-20 R	Standard	Zinc	6.345	13/16	5/8	558-016	25
1/2-20	Standard	Zinc	6.345	13/16	5/8	558-016B	100
1/2-20	Mag	Chrome	12.200	13/16	3/4	558-176	10
1/2-20	Bulge	Zinc	9.700	13/16	59/64	558-162	5
1/2-20	Wire Wheel	Zinc	13.450	13/16	1-5/32	558-197	10

558
Series

papco WHEEL NUTS



PART CLASS #
802BU



ORDER BY ITEM (PACKAGE) NUMBER

Product not available in this pack size

Diameter-Pitch: 1/2-20							
Thread	Type	Finish	Approx. Weight (lb) /100 pcs	'A'	'B'	Part #	Qty
1/2-20	Dometop Capped	Stainless	12.000	13/16	1-15/32	558-071	10
1/2-20	Acorn	Chrome	14.675	13/16	1-3/8	558-146	10
1/2-20	Acorn	Chrome	14.675	13/16	1-3/8	558-146B	100
1/2-20	Dometop Capped	Stainless	13.250	13/16	1-1/2	558-292	10
1/2-20	Dometop Capped	Stainless	17.350	13/16	2-1/32	558-143	10

Diameter-Pitch: 9/16-18							
Thread	Type	Finish	Approx. Weight (lb) /100 pcs	'A'	'B'	Part #	Qty
9/16-18 R	Standard	Zinc	7.250	7/8	3/4	558-100	10
9/16-18	Flanged Flat	Black	17.300	7/8	1	558-127	10
9/16-18	Dometop Capped Bulge	Chrome	17.200	7/8	1-1/2	558-204	5
9/16-18 R	Bulge	Zinc	17.950	15/16	1-1/64	558-062	10
9/16-18	Flanged Flat	Black	27.050	15/16	1-1/8	558-296	10
9/16-18 R	Standard	Zinc	10.150	1	11/16	558-047	10
9/16-18 R	Standard	Zinc	11.900	1-1/16	21/32	558-058	10
9/16-18 R	Standard	Zinc	16.400	1-1/16	15/16	558-061	10
9/16-18	Flanged Flat	Black	20.750	1-1/16	1	558-092	10

Diameter-Pitch: 5/8-18							
Thread	Type	Finish	Approx. Weight (lb) /100 pcs	'A'	'B'	Part #	Qty
5/8-18 R	Standard	Zinc	9.700	1	21/32	558-055	10
5/8-18 R	Standard	Zinc	12.500	1-1/16	21/32	558-044	10
5/8-18 R	Flanged Flat	Zinc	23.800	1-1/8	1-1/16	558-057	10

For 558 and 559 series Mag Type Wheel Nuts



Image does not represent actual size

Diameter/Type	Approx. Weight (lb) /100 pcs	'A'	'B'	Type	Part #	Qty
MAG WASHER 11/16 ID x 1 OD x 0.10T	1.500	11/16	1	c	558-200	10
MAG WASHER 11/16 ID x 1 OD x 0.10T	1.500	11/16	1	c	558-200B	100

559
Series

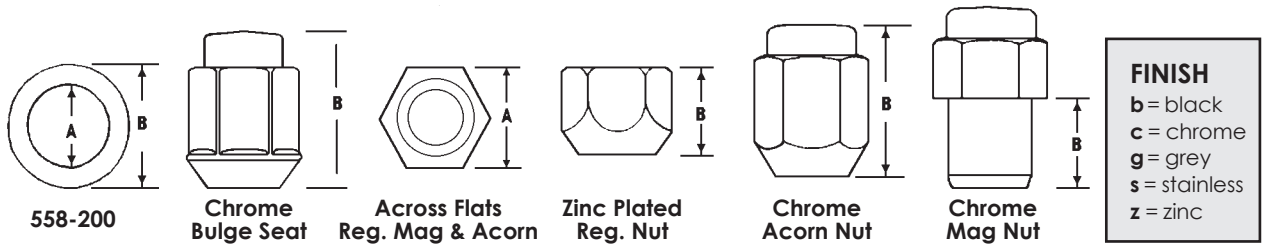
papco® WHEEL NUTS - METRIC

PART CLASS #
802BU

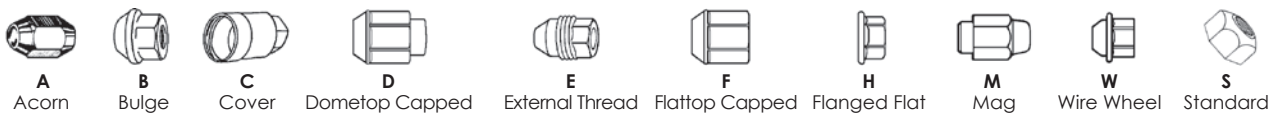


WHEEL PARTS

METRIC WHEEL NUTS or wheel lugs are made to meet SAE standards and have a zinc, chrome or stainless finish. Open and closed wheel nuts are interchangeable. When replacing your wheel nut, match the thread size, seat type and hex size to your original. Optionally, a wheel nut with the same thread size and seat type but with a different hex size can be used, however a new matching hex size wheel nut removal tool is required. Keep the tool in your vehicle for future or emergency use. Product images on pages 189 - 209.



TYPE



ORDER BY ITEM (PACKAGE) NUMBER

Diameter-Pitch: M10-1.25						
Across Flats/Hex Size A	Length B	Approx. Weight (lb) /100 pcs	Type	Finish	Part #	Standard Pkg. Qty
17 mm	21 mm	6.23	Acorn	Chrome	559-060	10
17 mm	21 mm	6.23	Acorn	Chrome	559-060B	100

Diameter-Pitch: M12-1.25						
Across Flats/Hex Size A	Length B	Approx. Weight (lb) /100 pcs	Type	Finish	Part #	Standard Pkg. Qty
19 mm	16 mm	4.80	Standard	Chrome	559-064	10
19 mm	25 mm	6.95	Acorn	Chrome	559-078	10
19 mm	25 mm	6.95	Acorn	Chrome	559-078B	100
21 mm	16 mm	6.20	Standard	Chrome	559-113	10
21 mm	16 mm	6.83	Standard	Zinc	559-125	10
21 mm	16 mm	6.83	Standard	Zinc	559-125B	100
21 mm (13/16 in)	3/4 in	6.55	Mag	Chrome	559-095	10
21 mm	29 mm	11.80	Acorn	Chrome	559-114	10
21 mm	29 mm	11.80	Acorn	Chrome	559-114B	100
21 mm	34 mm	18.70	Dometop Capped	Chrome	559-310	10
21 mm (13/16 in)	1-3/8 in	14.20	Acorn	Chrome	559-065	10
21 mm (13/16 in)	1-3/8 in	14.20	Acorn	Chrome	559-065B	100

Limited stock available. Subject to change without notification.

559
Series

papco WHEEL NUTS - METRIC



PART CLASS #
802BU



ORDER BY ITEM (PACKAGE) NUMBER

Product not available in this pack size

Diameter-Pitch: M12-1.50						
Across Flats/Hex Size A	Length B	Approx. Weight (lb) /100 pcs	Type	Finish	Part #	Standard Pkg. Qty
19 mm	14 mm	4.62	Standard	Zinc	559-150	10
19 mm	14 mm	4.62	Standard	Zinc	559-150B	100
19 mm	22 mm	9.00	Wire Wheel	Black	559-085	10
19 mm	23 mm	8.65	Bulge	Zinc	559-163	10
19 mm	28 mm	11.70	External Thread	Zinc	559-191	5
19 mm	30 mm	10.00	Acorn Bulge	Chrome	559-301	10
19 mm	31 mm	8.65	Dometop Capped	Stainless	559-074	10
19 mm	31 mm	13.10	External Thread	Zinc	559-192	5
19 mm	32 mm	11.25	Flattop Capped	Stainless	559-089	10
19 mm	34 mm	15.35	External Thread Flanged Flat	Zinc	559-151	10
19 mm (3/4 in)	1-3/8 in	11.18	Acorn	Chrome	559-075	10
19 mm (3/4 in)	1-3/8 in	11.18	Acorn	Chrome	559-075B	100
19 mm	35 mm	12.74	Acorn Bulge	Chrome	559-077	10
19 mm	35 mm	12.74	Acorn Bulge	Chrome	559-077B	100
19 mm	35 mm	13.00	Acorn Flanged Flat	Chrome	559-138	10
19 mm	36 mm	10.60	Dometop Capped	Stainless	559-190	5
19 mm	40 mm	13.50	Acorn Flanged Flat	Chrome	559-137	10
19 mm	43 mm	18.00	Wire Wheel	Stainless	559-181	10
21 mm	18 mm	7.50	Standard	Zinc	559-172	10
21 mm	27 mm	8.50	Acorn	Chrome	559-141	10
21 mm	5/16 in	16.90	Mag	Chrome	559-104	10
21 mm (13/16 in)	3/4 in	13.60	Mag	Chrome	559-100	10
21 mm	1-3/8	14.94	Acorn	Chrome	559-070	10
21 mm	1-3/8	14.94	Acorn	Chrome	559-070B	100
21 mm	37 mm	18.00	Dometop Capped Flanged Flat	Chrome	559-117	10
21 mm	47 mm	23.65	Mag	Chrome	559-167	10
—	—	1.50	11/16 in ID x 1 in OD Mag washer for mag wheel nuts	Chrome	558-200	10

Diameter-Pitch: M12-1.75						
Across Flats/Hex Size A	Length B	Approx. Weight (lb) /100 pcs	Type	Finish	Part #	Standard Pkg. Qty
19 mm	23 mm	11.15	Flanged Flat	Black	559-174	10

559
Series

papco WHEEL NUTS - METRIC



PART CLASS #
802BU



ORDER BY ITEM (PACKAGE) NUMBER

Product not available in this pack size

Diameter-Pitch: M14-1.50						
Across Flats/Hex Size A	Length B	Approx. Weight (lb) /100 pcs	Type	Finish	Part #	Standard Pkg. Qty
21 mm	23.2 mm	13.00	Flanged Flat	Black	559-246	10
21 mm	24 mm	9.95	Bulge	Zinc	559-257	10
21 mm	34 mm	14.70	Dometop Capped	Chrome	559-112	10
21 mm	34 mm	14.70	Dometop Capped	Chrome	559-112B	100
21 mm	43.5 mm	17.35	Dometop Capped	Chrome	559-259	10
22 mm	21 mm	10.15	Bulge	Zinc	559-154	10
22 mm	26 mm	13.40	External Thread	Zinc	559-194	5
22 mm	29 mm	14.00	External Thread	Zinc	559-193	5
22 mm	34 mm	29.40	Flanged Flat	Black	559-302	10
22 mm	44.5 mm	23.00	Flattop Capped	Chrome	559-236	10
22 mm	46 mm	28.10	Acorn	Chrome	559-277	10

Diameter-Pitch: M14-2.00						
Across Flats/Hex Size A	Length B	Approx. Weight (lb) /100 pcs	Type	Finish	Part #	Standard Pkg. Qty
20 mm	50 mm	—	Dometop Capped	Stainless	559-306	10
21 mm	23 mm	12.05	Flanged Flat	Black	559-196	10
21 mm	31 mm	16.00	Wire Wheel	Stainless	559-323	10
21 mm	54 mm	—	Dometop Capped	Chrome	559-288	10

Diameter-Pitch: M24-2.00						
Across Flats/Hex Size A	Length B	Approx. Weight (lb) /100 pcs	Type	Finish	Part #	Standard Pkg. Qty
18 mm	29 mm	1.70	Cover	Grey	559-200	5
18 mm	29 mm	1.20	Cover	Black	559-209	5
19 mm	33 mm	1.40	Cover	Grey	559-211	5
19 mm	33 mm	2.40	Cover	Black	559-220	5
19 mm	39 mm	2.90	Cover	Stainless	559-201	5
19 mm	40 mm	2.00	Cover	Black	559-202	5
19 mm	44 mm	2.00	Cover	Grey	559-203	5
19 mm	45 mm	2.00	Cover	Black	559-204	5


Diameter-Pitch: M27-2.00						
Across Flats/Hex Size A	Length B	Approx. Weight (lb) /100 pcs	Type	Finish	Part #	Standard Pkg. Qty
21 mm	39 mm	2.80	Cover	Grey	559-210	5
22 mm	36 mm	2.70	Cover	Black	559-212	5
22 mm	40 mm	2.90	Cover	Black	559-205	5
23 mm	40 mm	2.90	Cover	Grey	559-206	5

Limited stock available. Subject to change without notification.

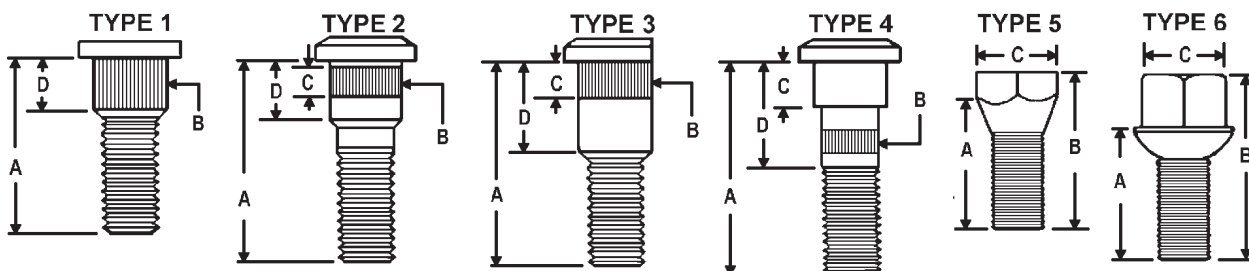
560 Series

papco WHEEL BOLTS

PART CLASS #
802BZ



Passenger Car/Light Truck



ORDER BY ITEM (PACKAGE) NUMBER

Product not available in this pack size

Diameter-Pitch: **7/16-20**

Diameter x 'A'	Type	Approx. Weight (lb) /100 pcs	'B'	'C'	'D'	OEM #	Part #	Qty
7/16-20 R x 1-5/16	2	8.600	0.555	0.280	0.400	9590258	560-386	10
7/16-20 R x 1-3/8	2	6.750	0.474	0.250	0.370	—	560-098	10
7/16-20 R x 1-3/8	1	8.500	0.550	—	0.245	—	560-041	10
7/16-20 R x 1-7/16	2	9.000	0.560	—	0.530	2534754	560-096	10
7/16-20 R x 1-1/2	2	7.500	0.465	0.140	0.285	9590259/71	560-114	10
7/16-20 R x 1-1/2	2	9.350	0.555	0.300	0.650	99785156	560-390	10
7/16-20 R x 1-3/4	4	12.650	0.575	0.280	0.860	3995841	560-604	10


Diameter-Pitch: **1/2-20**

Diameter x 'A'	Type	Approx. Weight (lb) /100 pcs	'B'	'C'	'D'	OEM #	Part #	Qty
1/2-20 R x 7/8	5	—	1-1/4	3/4 HEX	—	—	560-009	10
1/2-20 R x 1-1/8	5	—	1-1/2	3/4 HEX	—	—	560-010	10
1/2-20 R x 1-7/16	5	10.250	1-7/16	3/4 HEX	—	—	560-018	10
1/2-20 R x 1-7/16	2	9.800	0.545	0.270	0.438	D3AZ-1107B	560-163	10
1/2-20 R x 1-3/8	1	10.950	0.630	—	0.555	2405146	560-032	10
1/2-20 R x 1-1/2	1	11.100	0.618	—	0.312	1486230	560-034	10
1/2-20 R x 1-1/2	2	12.350	0.665	0.200	0.590	2513744	560-103	10
1/2-20 R x 1-9/16	—	10.200	—	—	—	—	560-315	10
1/2-20 R x 1-5/8	2	—	0.620	0.460	0.500	2952858	560-039	10
1/2-20 R x 1-5/8	2	12.000	0.562	0.200	0.630	3229187	560-102	10
1/2-20 R x 1-5/8	1	13.300	0.535	—	0.325	125137	560-138	10
1/2-20 R x 1-5/8	1	13.000	0.630	—	0.620	3961258	560-155	10
1/2-20 R x 1-3/4	2	11.250	0.625	0.280	0.438	D6AZ-1107A	560-173	10
1/2-20 R x 1-3/4	2	13.000	0.665	0.312	0.575	2959852	560-175	10
1/2-20 R x 1-3/4	4	14.350	0.625	0.200	0.740	2955940	560-470	10
1/2-20 R x 1-13/16	2	12.350	0.560	0.300	0.640	3699680	560-105	10
1/2-20 R x 1-13/16	2	14.050	0.620	0.220	0.780	3580693	560-148	10
1/2-20 R x 1-7/8	5	—	2-1/4	3/4 HEX	—	—	560-011	10
1/2-20 R x 1-7/8	2	12.550	0.560	0.300	0.650	D6DZ-1107A	560-172	10

560
Series

papco WHEEL BOLTS

PART CLASS #
802BZ



Product not available in this pack size

ORDER BY ITEM (PACKAGE) NUMBER

Diameter-Pitch: **1/2-20**

Diameter x 'A'	Type	Approx. Weight (lb) /100 pcs	'B'	'C'	'D'	OEM #	Part #	Qty
1/2-20 R x 1-7/8	2	12.950	0.612	0.250	0.600	EOTZ-1107C	560-186	10
1/2-20 R x 1-7/8	2	12.050	0.570	0.225	0.625	—	560-345	10
1/2-20 R x 1-15/32	2	10.600	0.618	0.210	0.484	83503053	560-364	10
1/2-20 R x 1-29/32	2	15.700	0.667	0.375	0.725	6032505	560-287	10
1/2-20 R x 1-29/32	2	12.400	0.583	0.325	0.420	6033382	560-289	10
1/2-20 R x 1-15/16	2	13.100	0.587	0.220	0.625	D6AZ-1107C	560-167	10
1/2-20 R x 1-15/16	—	15.000	—	—	—	—	560-448	10
1/2-20 R x 1-31/32	2	13.450	0.6215	0.312	0.531	F0VY-1107A	560-368	10
1/2-20 R x 2	4	17.100	0.623	0.215	1.000	3736751	560-110	10
1/2-20 R x 2	3	13.250	0.585	0.190	0.750	F1VZY-1107A	560-367	10
1/2-20 R x 2	2	13.500	0.547	0.215	0.687	E6TZ-1107B	560-298	10
1/2-20 R x 2	2	13.350	0.612	0.340	0.656	E9ZZ-1107A	560-358	10
1/2-20 R x 2-1/8	2	15.900	0.623	0.200	0.600	D3TZ-1107A/E	560-269	10
1/2-20 R x 2-1/4	4	17.400	0.625	0.225	0.225	—	560-277	10
1/2-20 R x 2-3/32	3	15.500	0.610	0.312	0.484	—	560-479	10
1/2-20 R x 2-3/32	—	13.400	—	—	—	—	560-441	10
1/2-20 R x 2-3/16	4	23.600	0.723	0.300	1.250	4116934	560-286	10
1/2-20 R x 2-3/16	—	14.000	—	—	—	—	560-561	10
1/2-20 R x 2-1/16	3	14.150	0.628	0.188	0.437	—	560-444	10
1/2-20 R x 2-5/16	—	14.000	—	—	—	—	560-523	10
1/2-20 R x 2-11/32	4	21.750	0.651	0.415	1.000	4030779	560-363	10


Diameter-Pitch: **9/16-18**

Diameter x 'A'	Type	Approx. Weight (lb) /100 pcs	'B'	'C'	'D'	OEM #	Part #	Qty
9/16-18 R x 1-1/8	5	13.100	1-3/4	3/4 HEX	—	—	560-016	10
9/16-18 R x 1-1/4	5	—	1-13/16	7/8 HEX	—	—	560-013	10
9/16-18 R x 1-1/4	5	12.750	1-9/16	3/4 HEX	—	—	560-019	10
9/16-18 R x 1-5/16	5	—	1-11/16	7/8 HEX	—	—	560-014	10
9/16-18 R x 1-1/2	5	—	2-1/16	7/8 HEX	—	—	560-015	10
9/16-18 R x 1-7/8	2	15.450	0.620	0.312	0.700	3997956	560-376	10
9/16-18 R x 2	2	15.950	0.623	0.200	0.585	C8TZ-1170E	560-472	10
9/16-18 R x 2-5/16	2	20.550	0.666	—	0.812	—	560-389	10
9/16-18 R x 2-1/8	4	17.900	0.625	0.225	0.935	—	560-280	10
9/16-18 R x 2-1/8	2	18.300	0.640	0.275	0.562	E6TZ-1107A	560-305	10
9/16-18 R x 2-1/8	2	13.400	0.635	0.280	0.500	334388	560-459	10
9/16-18 R x 2-1/8	4	18.550	0.650	0.300	0.750	474988	560-468	10
9/16-18 R x 2-5/32	4	18.150	0.630	0.325	0.950	C9TZ-1107C	560-458	10
9/16-18 R x 2-3/8	2	19.050	0.645	0.300	0.425	2C2Z-1107A	560-529	10
9/16-18 R x 2-7/16	2	19.500	0.658	0.270	0.438	—	560-439	10
9/16-18 R x 2-1/2	4	18.150	0.620	0.240	0.500	E4TZ-1107A	560-474	10
9/16-18 R x 2-1/2	4	23.900	0.650	0.410	0.925	14002236	560-469	10

560
Series

papco WHEEL BOLTS

PART CLASS #
802BZ



ORDER BY ITEM (PACKAGE) NUMBER

Product not available in this pack size


Diameter-Pitch: 9/16-18								
Diameter x 'A'	Type	Approx. Weight (lb) /100 pcs	'B'	'C'	'D'	OEM #	Part #	Qty
9/16-18 R x 2-5/8	4	21.900	0.622	0.225	1.000	E0TZ-1107B	560-473	10
9/16-18 R x 2-13/16	4	22.600	0.630	0.180	1.125	D0TZ-1107A	560-355	10
9/16-18 L x 2-13/16	4	33.400	0.630	0.225	1.125	D0TZ-1119A	560-356	10
9/16-18 R x 3	2	31.000	0.630	0.875	1.060	3988538	560-460	10
9/16-18 R x 3-9/32	2	—	0.677	0.435	0.725	E5TZ-1107B	560-303	10
9/16-18 R x 3-9/16	2	32.000	0.630	0.875	1.675	355815	560-461	10

Diameter-Pitch: 5/8-18								
Diameter x 'A'	Type	Approx. Weight (lb) /100 pcs	'B'	'C'	'D'	OEM #	Part #	Qty
5/8-18 R x 1-7/16	5	—	2	7/8 HEX	—	—	560-017	10
5/8-18 R x 2-15/16	4	30.200	0.650	0.420	1.000	3637878	560-183	10
5/8-18 R x 2-13/32	2	24.550	0.652	0.255	0.813	3641576	560-181	10
5/8-18 R x 2-9/16	4	27.600	0.655	0.400	0.875	2515316	560-182	10

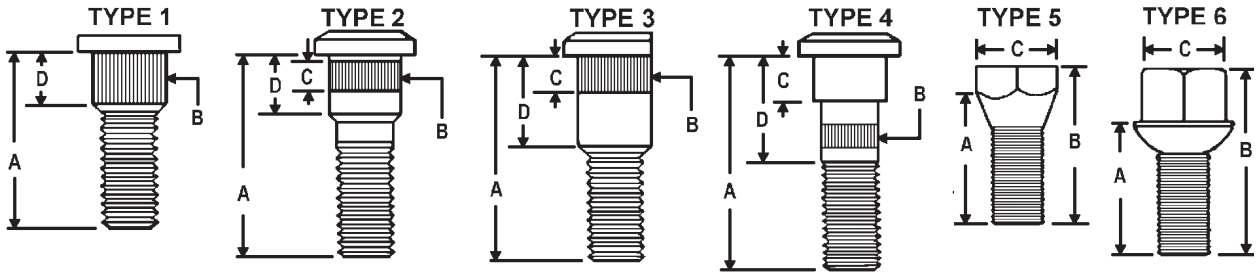
561
Series

papco® WHEEL BOLTS - METRIC

PART CLASS #
802BY



WHEEL BOLTS are standard on many German-built cars and use a threaded stem with a tapered head to match the wheel insert. Wheel bolts are installed with a hex socket tool. Product images on pages 189 - 209..



ORDER BY ITEM (PACKAGE) NUMBER

Product not available in this pack size

Diameter-Pitch: M12-1.50							
Size x Length Diameter x A	Type	Approx. Weight (lb) /100 pcs	Length B	Hex C	OEM Number	Part #	Qty
M12 x 1.5R x 27 mm	6	10.900	40 mm	17 mm	321-601-139	561-130	10
M12 x 1.5R x 28 mm	6	16.000	44 mm	21 mm	—	561-167	10
M12 x 1.5R x 30 mm	6	11.800	45 mm	17 mm	321-601-139C	561-132	10
M12 x 1.5R x 36 mm	6	15.100	52 mm	17 mm	—	561-367	10


Diameter-Pitch: M14-1.25							
Size x Length Diameter x A	Type	Approx. Weight (lb) /100 pcs	Length B	Hex C	OEM Number	Part #	Qty
M14 x 1.25R x 36 mm	6	14.750	49 mm	17 mm	36136774896	561-532	10

Diameter-Pitch: M14-1.50							
Size x Length Diameter x A	Type	Approx. Weight (lb) /100 pcs	Length B	Hex C	OEM Number	Part #	Qty
M14 x 1.5R x 31 mm	6	13.450	50 mm	17 mm	431/443-601-139A	561-133	10
M14 x 1.5R x 36 mm	6	17.250	50 mm	17 mm	4D0601139A	561-467	10
M14 x 1.5R x 36 mm	6	17.300	49 mm	17 mm	0009904907	561-516	10
M14 x 1.5R x 41 mm	6	18.100	54 mm	17 mm	36136758730	561-522	10

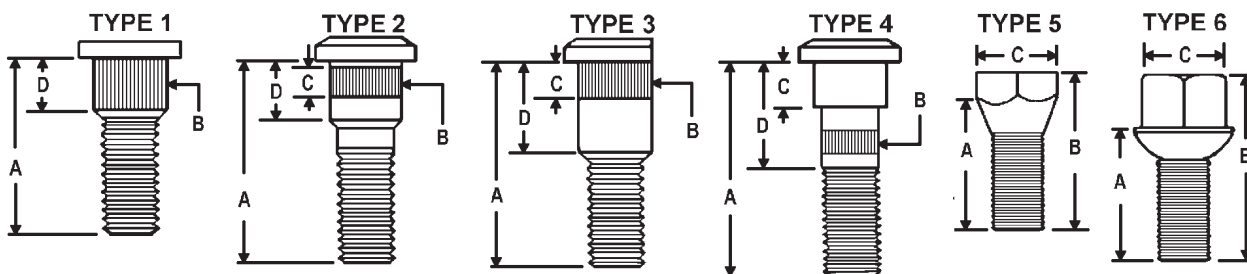
561
Series

papco WHEEL STUDS - METRIC

PART CLASS #
802BY



WHEEL STUDS are mounted in the hub and stick out beyond the brake rotor face. Wheel studs must be fully seated by a hydraulic press. Product images on pages 189 - 209.



ORDER BY ITEM (PACKAGE) NUMBER

Product not available in this pack size

Diameter-Pitch: M10-1.25								
Size x Length Diameter x A	Type	Approx. Weight (lb) /100 pcs	Knurl B	Knurl/ Shoulder C	Knurl/ Shoulder D	OEM Number	Part #	Qty
M10 x 1.25R x 29 mm	2	5.100	10 mm	6 mm	9.00 mm	96055156	561-380	10


Diameter-Pitch: M12-1.25								
Size x Length Diameter x A	Type	Approx. Weight (lb) /100 pcs	Knurl B	Knurl/ Shoulder C	Knurl/ Shoulder D	OEM Number	Part #	Qty
M12 x 1.25R x 32 mm	2	8.550	12 mm	7 mm	10.6 mm	40222-2201	561-102	10
M12 x 1.25R x 33 mm	1	8.150	12 mm	—	10 mm	90113-634-003	561-155	10
M12 x 1.25R x 34 mm	1	7.950	12 mm	—	10 mm	96057612	561-174	10
M12 x 1.25R x 39 mm	2	9.800	12 mm	7 mm	15.4 mm	40222-A0800	561-100	10
M12 x 1.25R x 38 mm	2	9.400	12 mm	9.6 mm	14 mm	96057613	561-175	10
M12 x 1.25R x 42 mm	2	10.850	14 mm	6 mm	14.5 mm	—	561-401	10
M12 x 1.25R x 42 mm	2	11.150	14 mm	7 mm	13.5 mm	—	561-378	10

Limited stock available. Subject to change without notification.

561
Series

papco® WHEEL STUDS - METRIC

PART CLASS #
802BY



ORDER BY ITEM (PACKAGE) NUMBER


Product not available in this pack size

Diameter-Pitch: M12-1.50								
Size x Length Diameter x A	Type	Approx. Weight (lb) /100 pcs	Knurl B	Knurl/ Shoulder C	Knurl/ Shoulder D	OEM Number	Part #	Qty
M12 x 1.5R x 32 mm	1	8.500	13 mm	—	9 mm	D5RY-1107C	561-166	10
M12 x 1.5R x 35 mm	2	8.050	12.7 mm	5 mm	9 mm	—	561-115	10
M12 x 1.5R x 36 mm	2	8.400	12 mm	6.3 mm	12 mm	90113-SAO-003	561-154	10
M12 x 1.5R x 36 mm	1	9.000	14.3 mm	—	9 mm	90942-02035	561-122	10
M12 x 1.5R x 37 mm	1	8.150	14.4 mm	—	6.4 mm	MB057603	561-140	10
M12 x 1.5R x 38 mm	2	9.300	13 mm	7 mm	12 mm	E07Z-1107A/C	561-168	10
M12 x 1.5R x 38.5 mm	2	10.100	14.3 mm	7 mm	10 mm	5204272	561-108	10
M12 x 1.5R x 38.5 mm	1	9.050	14.7 mm	—	10 mm	6500352/073	561-106	10
M12 x 1.5R x 40 mm	2	8.250	12.5 mm	8 mm	10 mm	94024217	561-112	10
M12 x 1.5R x 40 mm	3	9.700	14.8 mm	7 mm	13.5 mm	—	561-109	10
M12 x 1.5R x 41 mm	2	9.600	14.2 mm	5 mm	8.5 mm	90942-02037	561-126	10
M12 x 1.5R x 43 mm	2	10.000	12.85 mm	6.5 mm	13.8 mm	FOCZ-1107A	561-169	10
M12 x 1.5R x 43 mm	2	9.050	13 mm	6 mm	9.6 mm	9590475/76	561-110	10
M12 x 1.5R x 43 mm	2	9.650	14.5 mm	5.5 mm	11 mm	E43Z-1107A	561-248	10
M12 x 1.5R x 44 mm	2	10.750	14.17 mm	7 mm	12 mm	MB584750	561-312	10
M12 x 1.5R x 44 mm	2	11.000	15.8 mm	6 mm	15.2 mm	6502247	561-370	10
M12 x 1.5R x 44.5 mm	3	11.300	16.23 mm	7.9 mm	12.7 mm	6104381, 6504891AA	561-438	10
M12 x 1.5R x 46 mm	2	10.500	13.41 mm	6.5 mm	11.2 mm	F0DZ-1107A	561-247	10
M12 x 1.5R x 46 mm	2	11.900	15 mm	6.6 mm	18 mm	6502311	561-369	10
M12 x 1.5R x 46 mm	2	11.850	15.37 mm	5.7 mm	15 mm	E9SZ-1107C	561-249	10
M12 x 1.5R x 47 mm	3	10.500	13.34 mm	6.5 mm	14.3 mm	E0SZ-1107A	561-250	10
M12 x 1.5R x 48.3 mm	2	9.650	12.84 mm	5.5 mm	7 mm	22701519	561-492	10
M12 x 1.5R x 49 mm	3	11.000	13.9 mm	7.7 mm	15 mm	F3DZ-1107A	561-376	10
M12 x 1.5R x 49 mm	1	11.750	14.48 mm	—	7 mm	—	561-445	10
M12 x 1.5R x 51 mm	2	10.650	13.5 mm	5 mm	14.5 mm	E3FZ-1107A	561-251	10
M12 x 1.5R x 52 mm	2	11.900	12.9 mm	13 mm	26.5 mm	FB05-26-113A	561-255	10
M12 x 1.5R x 52 mm	2	12.700	14.8 mm	8 mm	15.3 mm	—	561-416	10

561 Series

papco WHEEL STUDS - METRIC

PART CLASS #
802BY



ORDER BY ITEM (PACKAGE) NUMBER

Product not available in this pack size

Diameter-Pitch: **M12-1.75**

Size x Length Diameter x A	Type	Approx. Weight (lb) /100 pcs	Knurl B	Knurl/ Shoulder C	Knurl/ Shoulder D	OEM Number	Part #	Qty
M12 x 1.75R x 51 mm	1	11.100	14.73 mm	—	8 mm	—	561-390	10
M12 x 1.75R x 55 mm	2	14.000	14.73 mm	6 mm	18 mm	—	561-393	10

Diameter-Pitch: **M14-1.50**


Size x Length Diameter x A	Type	Approx. Weight (lb) /100 pcs	Knurl B	Knurl/ Shoulder C	Knurl/ Shoulder D	OEM Number	Part #	Qty
M14 x 1.5R x 43 mm	2	13.700	15.7 mm	8 mm	16.5 mm	15589423	561-414	10
M14 x 1.5R x 43 mm	2	13.000	15.7 mm	8.5 mm	6 mm	12338040	561-413	10
M14 x 1.5R x 45.5 mm	1	14.600	16.5 mm	—	9. mm	90113-SHJ-A01	561-527	10
M14 x 1.5R x 46 mm	2	14.100	15.8 mm	7 mm	14 mm	15589455	561-415	10
M14 x 1.5R x 49 mm	2	14.100	15.7 mm	8 mm	14.5 mm	12338057	561-410	10
M14 x 1.5R x 50 mm	3	16.150	16.02 mm	—	18 mm	—	561-502	10
M14 x 1.5R x 54 mm	4	16.650	15.7 mm	7 mm	19 mm	15589486	561-417	10
M14 x 1.5R x 58 mm	2	17.700	16 mm	6 mm	18 mm	—	561-434	10
M14 x 1.5R x 65 mm	2	19.100	15.7 mm	7 mm	17 mm	—	561-428	10
M14 x 1.5R x 69.75 mm	2	19.000	15.7 mm	—	—	2C2Z1107AA	561-490	10
M14 x 1.5R x 76 mm	2	28.000	15.7 mm	23 mm	27 mm	15545356	561-411	10
M14 x 1.5R x 80 mm	2	27.700	15.67 mm	19 mm	35 mm	—	561-431	10
M14 x 1.5R x 91 mm	2	30.700	15.7 mm	22 mm	33 mm	15589493	561-418	10
M14 x 1.5R x 104 mm	2	37.550	16 mm	30 mm	59 mm	—	561-436	10

Diameter-Pitch: **M14-2.00**

Size x Length Diameter x A	Type	Approx. Weight (lb) /100 pcs	Knurl B	Knurl/ Shoulder C	Knurl/ Shoulder D	OEM Number	Part #	Qty
M14 x 2.0R x 58 mm	2	16.250	15.50 mm	4.6 mm	12 mm	—	561-442	10
M14 x 2.0R x 73 mm	2	19.500	15.78 mm	8 mm	14.25 mm	—	561-424	10

Limited stock available. Subject to change without notification.

7/16-20



560-386
7/16-20R x 1-5/16"
Knurl diameter: .555




560-098
7/16-20R x 1-3/8"
Knurl diameter: .479

Image not available

560-041
7/16-20R x 1-3/8"
Knurl diameter: .555



560-096
7/16-20R x 1-7/16"
Knurl diameter: .560



560-114
7/16-20R x 1-1/2"
Knurl diameter: .465



560-390
7/16-20R x 1-1/2"
Knurl diameter: .555



560-604
7/16-20R x 1-3/4"
Knurl diameter: .575

1/2-20




560-009
1/2-20R x 7/8"



560-010
1/2-20R x 1-1/8"




560-018
1/2-20R x 1-7/16"



560-163
1/2-20R x 1-1/2"
Knurl diameter: .545



560-032
1/2-20R x 1-3/8"
Knurl diameter: .630




560-034
1/2-20R x 1-1/2"
Knurl diameter: .618



560-103
1/2-20R x 1-1/2"
Knurl diameter: .665



560-315
1/2-20R x 1-9/16"
Knurl diameter: .558



560-039
1/2-20R x 1-5/8"
Knurl diameter: .620

All images are actual size

1/2-20



560-102
1/2-20R x 1-11/16"
Knurl diameter: .562



560-138
1/2-20R x 1-5/8"
Knurl diameter: .535



560-155
1/2-20R x 1-5/8"
Knurl diameter: .630



560-173
1/2-20R x 1-3/4"
Knurl diameter: .625




560-175
1/2-20R x 1-3/4"
Knurl diameter: .665




560-470
1/2-20R x 1-3/4"
Knurl diameter: .625



560-105
1/2-20R x 1-7/8"
Knurl diameter: .560



560-148
1/2-20R x 1-13/16"
Knurl diameter: .620



560-011
1/2-20R x 1-7/8"



560-172
1/2-20R x 1-7/8"
Knurl diameter: .560



560-186
1/2-20R x 1-7/8"
Knurl diameter: .612




560-345
1/2-20R x 1-7/8"
Knurl diameter: .570



560-364
1/2-20R x 1-15/32"
Knurl diameter: .618

All images are actual size

1/2-20



560-287
1/2-20R x 1-29/32"
Knurl diameter: .667



560-289
1/2-20R x 1-29/32"
Knurl diameter: .583



560-167
1/2-20R x 1-15/16"
Knurl diameter: .587




560-448
1/2-20R x 1-15/16"
Knurl diameter: .667



560-368
1/2-20R x 1-31/32"
Knurl diameter: .615



560-110
1/2-20R x 2"
Knurl diameter: .625




Clipped
Head



560-367
1/2-20R x 2"
Knurl diameter: .585



560-298
1/2-20R x 2"
Knurl diameter: .547



560-358
1/2-20R x 2"
Knurl diameter: .612



560-269
1/2-20R x 2-1/8"
Knurl diameter: .623

All images are actual size

1/2-20



560-277
1/2-20R x 2-1/4"
Knurl diameter: .625



Clipped
Head




560-479
1/2-20R x 2-3/32"
Knurl diameter: .610



560-441
1/2-20R x 2-3/16"
Knurl diameter: .623



560-286
1/2-20R x 2-3/16"
Knurl diameter: .723




Clipped
Head




560-561
1/2-20R x 2-3/16"
Knurl diameter: .550



Clipped
Head



560-444
1/2-20R x 2-1/16"
Knurl diameter: .628



Clipped
Head



560-523
1/2-20R x 2-5/16"
Knurl diameter: .560




560-363
1/2-20R x 2-11/32"
Knurl diameter: .651

9/16-18



560-016
9/16-18R x 1-3/8"




560-013
9/16-18R x 1-7/16"



560-019
9/16-18R x 1-1/4"

All images are actual size

9/16-18



560-014
9/16-18R x 1-5/16"




560-015
9/16-18R x 1-5/8"




560-376
9/16-18R x 1-7/8"
Knurl diameter: .620



560-472
9/16-18R x 2"
Knurl diameter: .623



560-389
9/16-18R x 2-5/16"
Knurl diameter: .666



560-280
9/16-18R x 2-1/8"
Knurl diameter: .625



560-305
9/16-18R x 2-1/8"
Knurl diameter: .640



560-459
9/16-18R x 2-1/8"
Knurl diameter: .635



560-468
9/16-18R x 2-1/8"
Knurl diameter: .650



560-458
9/16-18R x 2-13/32"
Knurl diameter: .630



560-529
9/16-18R x 2-3/8"
Knurl diameter: .645

All images are actual size

9/16-18



560-439
 9/16-18R x 2-7/16"
 Knurl diameter: .658



560-474
 9/16-18R x 2-1/2"
 Knurl diameter: .620



560-469
 9/16-18R x 2-1/2"
 Knurl diameter: .650



560-473
 9/16-18R x 2-5/8"
 Knurl diameter: .622



560-355
 9/16-18R x 2-13/16"
 Knurl diameter: .630



560-356
 9/16-18L x 2-13/16"
 Knurl diameter: .630



560-460
 9/16-18R x 3"
 Knurl diameter: .630



560-303
 9/16-18R x 3-3/32"
 Knurl diameter: .677



560-461
 9/16-18R x 3-9/16"
 Knurl diameter: .630

All images are actual size

5/8-18



560-017
5/8-18R x 1-9/16"



560-183
5/8-18R x 2-15/16"
Knurl diameter: .650




560-181
5/8-18R x 2-13/32"
Knurl diameter: .652



560-182
5/8-18R x 2-9/16"
Knurl diameter: .655

M10-1.25



561-380
M10 X 1.25 x 29mm
Knurl diameter: 10.0mm

M12-1.25



561-102
M12 X 1.25 x 32mm
Knurl diameter: 12.9mm



561-155
M12 x 1.25 x 33mm
Knurl diameter: .12mm



561-174
M12 X 1.25 x 34mm
Knurl diameter: 12.24mm



561-100
M12 x 1.25 x 39mm
Knurl diameter: .12.9mm

All images are actual size

M12-1.25



561-175
M12 x 1.25 x 38mm
Knurl diameter: 12.24mm




561-401
M12 X 1.25 x 42mm
Knurl diameter: 14.43mm



561-378
M12 x 1.25 x 42mm
Knurl diameter: 14.35mm




561-130
M12 x 1.5 x 27mm
17mm Hex



561-167
M12 x 1.5 x 28mm
21mm Hex



561-132
M12 x 1.5 x 30mm
17mm Hex



561-166
M12 x 1.5 x 32mm
Knurl diameter: 13mm



561-115
M12 x 1.5 x 35mm
Knurl diameter: 12.7mm



561-154
M12 x 1.5 x 36mm
Knurl diameter: 12mm




561-122
M12 x 1.5 x 36mm
Knurl diameter: 14.3mm




561-367
M12 x 1.5 x 36mm
17mm Hex




561-140
M12 x 1.5 x 37mm
Knurl diameter: 14.4mm




561-168
M12 x 1.5 x 38mm
Knurl diameter: 13mm




561-108
M12 x 1.5 x 38mm
Knurl diameter: 14.3mm



561-106
M12 x 1.5 x 38.5mm
Knurl diameter: 14.7mm




561-112
M12 x 1.5 x 40mm
Knurl diameter: 12.5mm



561-109
M12 x 1.5 x 40mm
Knurl diameter: 14.8mm
Clipped Head

All images are actual size


M12-1.50



561-126
M12 x 1.5 x 41mm
Knurl diameter: 14.2mm



561-169
M12 x 1.5 x 43mm
Knurl diameter: 12.85mm



561-110
M12 x 1.5 x 43mm
Knurl diameter: 13mm



561-248
M12 x 1.5 x 43mm
Knurl diameter: 14.5mm



561-371
M12 x 1.5 x 43.8mm
Knurl diameter: 17mm




561-312
M12 x 1.5 x 44.4mm
Knurl diameter: 14.17mm



561-370
M12 x 1.5 x 44mm
Knurl diameter: 15.8mm



Clipped
Head



561-438
M12 x 1.5 x 44.5mm
Knurl diameter: 16.23mm



561-247
M12 x 1.5 x 46mm
Knurl diameter: 13.41mm



561-369
M12 x 1.5 x 46mm
Knurl diameter: 15mm



561-249
M12 x 1.5 x 46mm
Knurl diameter: 15.37mm



Clipped
Head



561-250
M12 x 1.5 x 47mm
Knurl diameter: 13.34mm



561-492
M12 x 1.5 x 48.3mm
Knurl diameter: 12.84mm

All images are actual size

M12-1.50



561-376
M12 x 1.5 x 49mm
Knurl diameter: 13.9mm



561-445
M12 x 1.5 x 49mm
Knurl diameter: 14.5



561-251
M12 x 1.5 x 51mm
Knurl diameter: 13.5mm



561-255
M12 x 1.5 x 52mm
Knurl diameter: 12.9mm




561-416
M12 x 1.5 x 52mm
Knurl diameter: 14.8mm

M12-1.75



561-390
M12 x 1.75 x 51mm
Knurl diameter: 14.73mm



561-393
M12 x 1.75 x 55mm
Knurl diameter: 14.6mm


M14-1.25




561-532
M14R x 1.25 x 36mm
17mm Hex

All images are actual size


M14-1.50



561-133
M14 x 1.5 x 35mm
17mm Hex




561-467
M14 x 1.5R x 36mm
17mm Hex



561-516
M14 x 1.5R x 36mm
17mm Hex



561-522
M14 x 1.5R x 41mm
17mm Hex



561-414
M14 x 1.5 x 43mm
Knurl diameter: 15.7mm



561-413
M14 x 1.5 x 43mm
Knurl diameter: 15.7mm



561-527
M14 x 1.5 x 45.5mm
Knurl diameter: 16.5mm




561-415
M14 x 1.5 x 46mm
Knurl diameter: 15.8mm




561-410
M14 x 1.5 x 49mm
Knurl diameter: 15.7mm



Clipped
Head




561-502
M14 x 1.5 x 50mm
Knurl diameter: 16.02mm



561-417
M14 x 1.5 x 54mm
Knurl diameter: 15.7mm



561-434
M14 x 1.5 x 58mm
Knurl diameter: 16mm



561-428
M14 x 1.5 x 65mm
Knurl diameter: 15.7mm


All images are actual size

M14-1.50



561-490
M14 x 1.5 x 69.75mm
Knurl diameter: 15.7mm

561-411
M14 x 1.5 x 76mm
Knurl diameter: 15.7mm



561-431
M14 x 1.5 x 80mm
Knurl diameter: 15.7mm




561-418
M14 x 1.5 x 91mm
Knurl diameter: 15.7mm




561-436
M14 x 1.5 x 104mm
Knurl diameter: 16mm

M14-2.00



561-442
M14 x 2.0 x 58mm
Knurl diameter: 15.5mm



561-424
M14 x 2.0 x 73mm
Knurl diameter: 15.78mm

All images are actual size

7/16-20



558-014
7/16-20R
3/4" Hex
9/16" Height
60° - Zinc



558-070
7/16-20R
3/4" Hex
1-1/8" Height
Stainless Steel
Capped



558-140
7/16-20R
3/4" Hex
1-3/8" Height
60° - Chrome



558-174
7/16-20R
13/16" Hex
3/4" Shank
Chrome



558-144
7/16-20R
13/16" Hex
1-3/8" Height
60° - Chrome

1/2-20



558-027
1/2-20R
3/4" Hex
9/16" Height
60° - Zinc



558-026
1/2-20L
3/4" Hex
11/16" Height
Zinc



558-163
1/2-20R
3/4" Hex
29/32" Height
60° - Zinc



558-160
1/2-20R
3/4" Hex
1-3/16" Height
60° - Zinc



558-171
1/2-20R
3/4" Hex
1-1/4" Height
60° - Yellow Zinc



558-199
1/2-20R
3/4" Hex
1-1/4" Height
60° - Zinc



558-122
1/2-20R
3/4" Hex
1-5/16" Height
Dometop Capped



558-148
1/2-20R
3/4" Hex
1-3/8" Height
Cone Angle: 60° -
Chrome



558-094
1/2-20R
3/4" Hex
1-39/64" Height
Stainless Steel
Capped

All images are actual size


1/2-20



558-016
1/2-20R
13/16" Hex
5/8" Height
60° - Zinc



558-176
1/2-20R
13/16" Hex
3/4" Shank
Chrome



558-162
1/2-20R
13/16" Hex
59/64" Height
60° - Zinc



558-197
1/2-20R
13/16" Hex
1-5/32" Height
60° - Zinc




558-071
1/2-20R
13/16" Hex
1-15/32" Height
Stainless Steel
Capped



558-146
1/2-20R
13/16" Hex
1-3/8" Height
60° - Chrome



558-292
1/2-20R
13/16" Hex
1-1/2" Height
Dometop Capped



558-143
1/2-20R
13/16" Hex
2-1/32" Height
Stainless Steel
Capped

9/16-18



558-100
9/16-18R
7/8" Hex
3/4" Height
60° - Zinc



558-127
9/16-18R
7/8" Hex
1" Height
Flange



558-204
9/16-18
7/8" Hex
1-1/2" Height
Stainless Steel
Capped



558-062
9/16-18R
15/16" Hex
1-1/64" Height
60° - Zinc

All images are actual size

9/16-18



558-296
9/16-18
15/16" Hex
1-1/8" Height
Flanged Flat



558-047
9/16-18R
1" Hex
11/16" Height
60° - Zinc



558-058
9/16-18R
1-1/16" Hex
21/32" Height
Cone Angle: 90° -
Zinc



558-061
9/16-18
1-1/16" Hex
15/16" Height
Cone Angle: 60°
- Black



558-092
9/16-18
1-1/16" Hex
1" Height
1.60" dia. flg.
- Black

5/8-18



558-055
5/8-18R
1" Hex
21/32" Height
Cone Angle 90°
- Zinc



558-044
5/8-18R
1-1/16" Hex
21/32" Height
90° - Zinc



558-057
5/8-18
1-1/8" Hex
1-1/16" Height
1.62" dia. flg.
- Zinc

All images are actual size

M10-1.25



559-060
 M10 x 1.25
 17mm Hex
 21mm Height
 60° - Chrome


M12-1.25



559-064
 M12 x 1.25
 19mm (3/4") Hex
 16mm Height
 Cone Angle: 60°
 Chrome



559-078
 M12R x 1.25
 19mm Hex
 25mm Height
 60° - Chrome



559-113
 M12R x 1.25
 21mm Hex
 16mm Height
 60° - Chrome



559-125
 M12 x 1.25
 21mm Hex
 16mm Height
 60° - Zinc



559-095
 M12 x 1.25
 21mm (13/16") Hex
 3/4" Shank
 Chrome



559-114
 M12R x 1.25
 21mm Hex
 29mm Height
 60° - Chrome



559-310
 M12 x 1.25
 21mm Hex
 34mm Height
 Dometop Capped



559-065
 M12 x 1.25
 21mm (13/16") Hex
 1-3/8" Height
 60° - Chrome

All images are actual size

M12-1.50



559-150
M12 x 1.5
19mm Hex
14mm Height
60° - Zinc



559-085
M12R x 1.5
19mm Hex
22mm Height
60° - Black



559-163
M12 x 1.5
19mm (3/4") Hex
23mm Height
Cone Angle: 60°
- Zinc



559-191
M12R x 1.5
19mm Hex
28mm Height
60° - Zinc



559-087
M12R x 1.5
19mm Hex
29.5mm Height
Stainless Steel
Capped



559-301
M12R x 1.5
19mm Hex
29.5mm Height
Acorn Chrome



559-074
M12R x 1.5
19mm Hex
31mm Height
Dometop Capped
Stainless Steel



559-192
M12R x 1.5
19mm Hex
31mm Height
60° - Zinc



559-089
M12R x 1.5
19mm (3/4") Hex
32mm Height
Flattop Capped
Stainless Steel



559-151
M12R x 1.5
19mm Hex
34mm Height
60° - Flanged Flat
Yellow Zinc



559-075
M12 x 1.5
19mm (3/4") Hex
1-3/8" (35mm)
Height
60° - Acorn
Chrome




559-077
M12 x 1.5
19mm (3/4") Hex
35mm Height
Cone Angle: 60°
Acorn Bulge
Chrome



559-138
M12R x 1.5
19mm Hex
35mm Height
11.91mm rad.
Chrome




559-190
M12R x 1.5
19mm Hex
36mm Height
Dometop Capped
Stainless Steel



559-137
M12R x 1.5
19mm Hex
40mm Height
18.0mm rad.
x 15.0 lg.
Chrome

All images are actual size

M12-1.50



559-181
M12 x 1.5
19mm Hex
43mm Height



559-172
M12 x 1.5
21mm (13/16")
Hex
18mm Height
Cone Angle: 60°
Zinc



559-141
M12R x 1.5
21mm Hex
27.5mm Height
60° - Chrome



559-104
M12 x 1.5
21mm (13/16")
Hex
5/16" Shank
Chrome



559-100
M12 x 1.5
21mm (13/16")
Hex
3/4" Shank
Chrome



559-070
M12 x 1.5
21mm Hex
35mm Height
60° - Chrome



559-117
M12R x 1.5
21mm Hex
37mm Height
18.4 dia. flg. x 11.9
lg. Chrome



559-167
M12 x 1.5
21mm Hex
47mm Height

M12-1.75



559-174
M12R x 1.75
19mm Hex
22.5mm Height
27.8 dia. flg. - Black



558-200
11/16" I.D. x 1" O.D.
Mag Nut Washers
Chrome
For 558 and 559 series
Mag Type Wheel Nuts

All images are actual size

M14-1.50



559-246
M14R x 1.5
21mm Hex
23.2mm Height
Flanged Flat



559-257
M14R x 1.5
21mm Hex
24mm Height
Bulge



559-112
M14R x 1.5
21mm Hex
34mm Height



559-259
M14R x 1.5
21mm Hex
43.5mm Height
Dometop
Capped
Chrome



559-154
M14R x 1.5
22mm Hex
21mm Height
60° - Zinc



559-194
M14R x 1.5
22mm Hex
25.5mm Height
90° - Zinc



559-193
M14R x 1.5
22mm Hex
28.5mm Height
60° - Zinc



559-302
M14R x 1.5
22mm Hex
34mm Height
Flanged Flat



559-236
M14R x 1.5
22mm Hex
44.5mm Height
Flattop Capped
Chrome




559-277
M14R x 1.5
22mm Hex
46mm Height
Acorn

All images are actual size


M14-2.00



559-306
M14R x 2.0
20mm Hex
50mm Height



559-196
M14R x 2.0
21mm Hex
22.6mm Height
29.8mm Seat -
Black



559-323
M14R x 2.0
21mm Hex
31mm Height



559-288
M14R x 2.0
21mm Hex
54mm Height
Dometop Capped

M24-2.00




559-200
M24 x 2.0 Thread
18mm Hex
Grey



559-209
M24 x 2.0 Thread
18mm Hex
Black



559-211
M24 x 2.0 Thread
19mm Hex
Grey



559-220
M24 x 2.0 Thread
19mm Hex
Black



559-201
M24 x 2.0 Thread
19mm Hex
Stainless Steel



559-202
M24 x 2.0 Thread
19mm Hex
Black



559-203
M24 x 2.0 Thread
19mm Hex
Grey



559-204
M24 x 2.0 Thread
19mm Hex
Black

All images are actual size

M27-2.00



559-210
M27 x 2.0 Thread
21mm Hex
Black



559-212
M27 x 2.0 Thread
22mm Hex
Black



559-205
M27 x 2.0 Thread
22mm Hex
Black



559-206
M27 x 2.0 Thread
23mm Hex
Black

All images are actual size

WHEEL BOLTS AND NUTS

WARNING:

Due to changes that may occur by car manufacturers within a model year and because of variations in hubs and drums, it is highly recommended that the replacement bolt or nut be compared to the original before installation.

Unseated or improperly seated wheel bolts present a serious safety hazard as these bolts may fail due to fatigue. Wheel bolts must be **FULLY** seated by a hydraulic press.

Over-torquing of wheel nuts causes deformed threads and constitutes a serious safety hazard. Always use a reliable torque wrench on clean, gauged and dry threads. Torque to recommended values in proper nut tightening sequence (see owner's manual or vehicle dealer for this information).

A good practice to follow is an alternating or criss-cross tightening sequence that equalizes bolt pressure around the wheel. On dual wheels (truck), inner wheel should be tighter than the outer. Back off outer nut before tightening inner. Another procedure is to tighten each nut to half its specified torque and then repeat, bringing each nut up to its full torque. Recheck all nuts after first trip to take up any slack.

Installing A Wheel Bolt:

- 1) Remove wheel when it is cool to the touch.
- 2) Treat a broken wheel bolt as a warning. Check or replace remaining bolts.
- 3) Press out the damaged bolt.
- 4) Insert and hydraulically press into place the new wheel bolt until the head is firmly seated against the hub. NOTE: The bolt may fail if the head is not fully seated. Do not seat any wheel bolt by pulling them in with a wheel nut.

Tips For Installation:

- 1) Do not over-tighten bolts and nuts. Over-torquing may result in wheel warp, fracture of the stud, galling of the threads or hub distortion
- 2) Do not under-tighten bolts and nuts. Under-torquing will cause the fasteners to loosen and result in poor handling, damage to the stud, wheel bolt hole damage and/or wheel loss.
- 3) Do not fully torque any one fastener at a time. Uneven torquing may warp the rotor and wheel rim.

papeo[®] TORQUE GUIDE

It is recommended that Wheel Nuts be torqued to specifications with a reliable torque wrench to prevent damage and distortion to wheels, discs and drums. Hub face, wheel face and ball seat should be free of dirt or excess paint.

A good practice to follow is an alternating or crisscross tightening sequence that equalizes bolt pressure around the wheel.

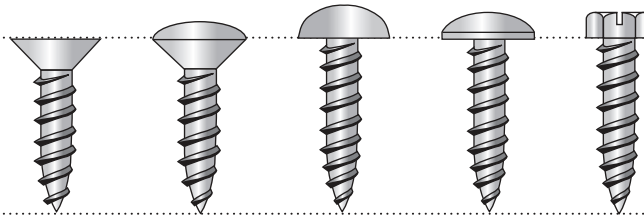
On dual wheels (truck) inner wheel should be tighter than outer. Back off outer nut before tightening inner.

Another procedure is to tighten each nut to half its specified torque and then repeat, bringing each nut up to its full torque. Recheck all nuts after first trip to take up any slack.

FASTENER IDENTIFICATION CHART

◻ ⊕ ⊖ ⊛ TAPPING SCREWS

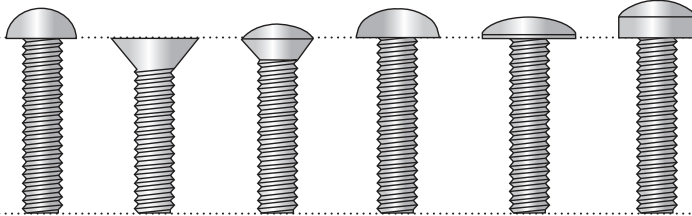
Length



FLAT OVAL PAN TRUSS HEX

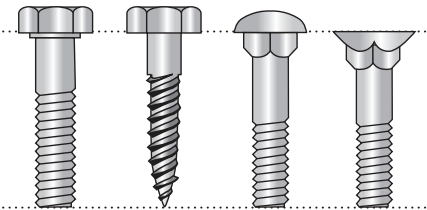
◻ ⊕ ⊖ MACHINE SCREWS

Length



ROUND FLAT OVAL PAN TRUSS FILLISTER

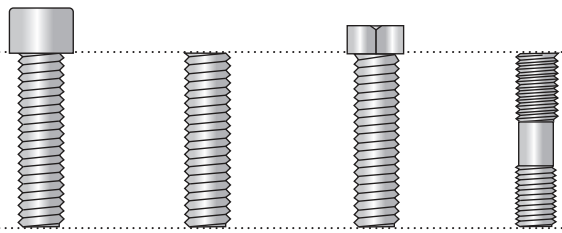
⬠ SCREWS & BOLTS



CAP SCREW LAG SCREW CARRIAGE BOLT PLOW BOLT

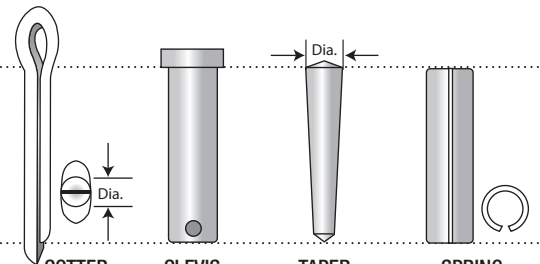
◻ SET SCREWS & STUDS

Length



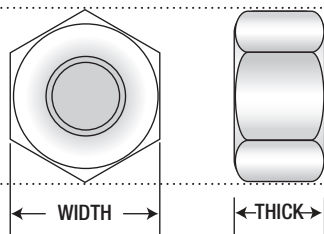
SOCKET CAP SOCKET SET SQUARE SET STUDS

STANDARD PINS



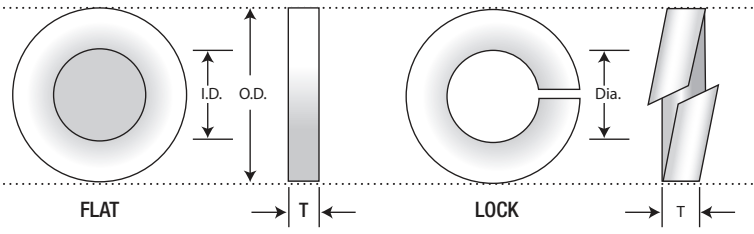
COTTER CLEVIS TAPER SPRING

HEX NUTS



WIDTH THICK

WASHERS



FLAT LOCK T



papeco®

TORONTO

900 Passmore Avenue, Toronto, ON, M1X 0C6
Tel: 416-694-3351
Fax: 416-981-7956

LAVAL

2591 Debray Street Laval, QC H7S 2J4
Tel: 1-450-688-4292
Fax: 1-450-688-4750

EDMONTON

17306 129th Avenue Edmonton, AB T5V 0C7
Tel: 1-800-262-9026
Fax: 1-780-900-0463

WINNIPEG

1670-A Inkster Blvd. Winnipeg, MB. R2X 2W8
Tel: 1-204 694-3802
Fax: 1-204-694-3804

VANCOUVER

3179 Thunderbird Cres. Burnaby, BC V5A 3G1
Tel: 1-604-421-3096
Fax: 1-604-357-1112



The Hillman Group Canada ULC

HILLMAN™