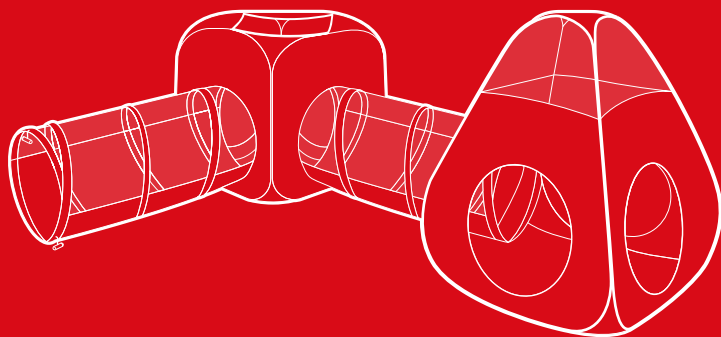




bestchoiceproducts



INSTRUCTION MANUAL

4-in-1 Multicolor Tent
Playset with 200 Balls

! NOTICE

Please retain these instructions for future reference.

- Do not use or store this item in the proximity of open flame or flammable/combustible chemicals.
- If any parts are missing, broken, damaged, or worn, stop using this product until repairs are made and/or factory replacement parts are installed.
- Do not use this item in a way inconsistent with the manufacturer's instructions as this could void the product warranty.



1 PERSON
ASSEMBLY

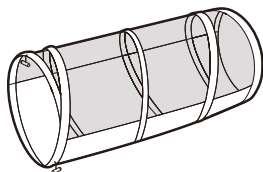


APPROXIMATELY
10 MIN.
ASSEMBLY

PARTS

A

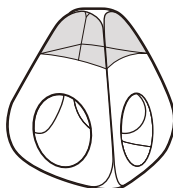
TUNNEL



2 PCS

B

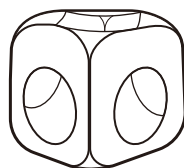
TRIANGLE TENT



1 PC

C

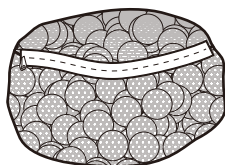
SQUARE TENT



1 PC

D

200 BALLS

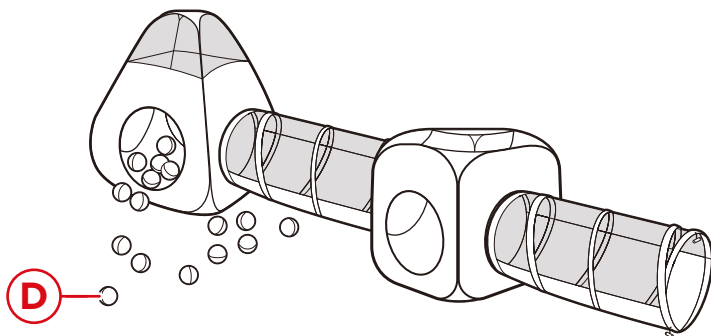
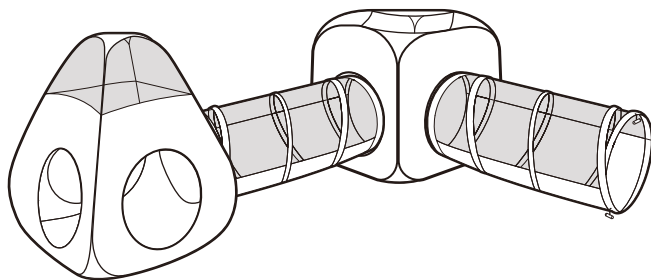
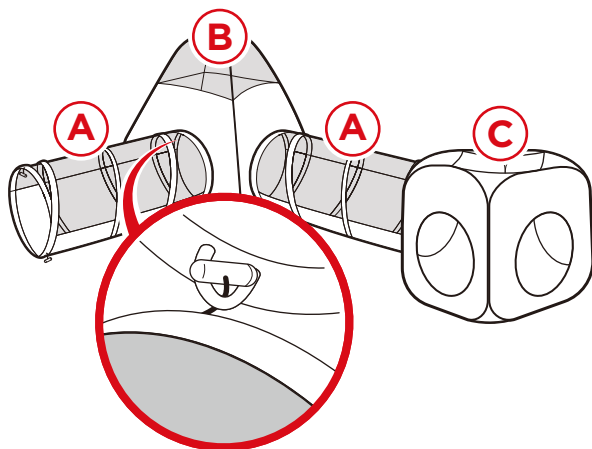


1 SET

PRODUCT ASSEMBLY

1. Unfold tent parts and arrange them according to your preference.
2. Use built-in toggles to secure parts to one another.
3. Arrange the part D balls as desired.

Here are several examples of playset arrangements:



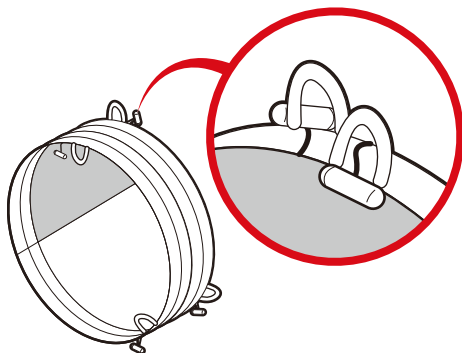
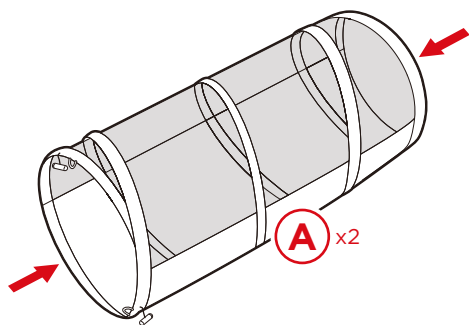
STORAGE INSTRUCTIONS

TUNNEL

Compress the part A tunnel from both sides until flat.

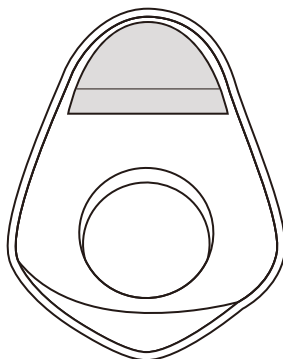
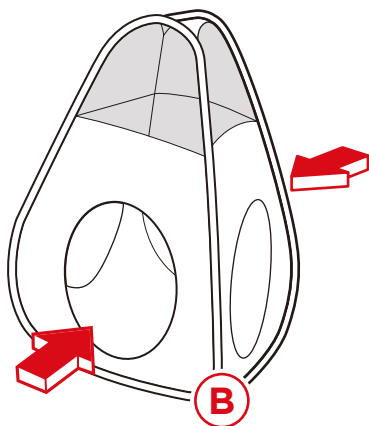
Use toggles to secure.

Repeat with the other tunnel.



TRIANGLE TENT

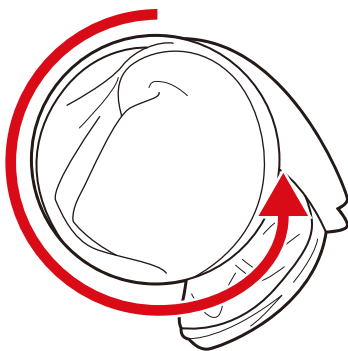
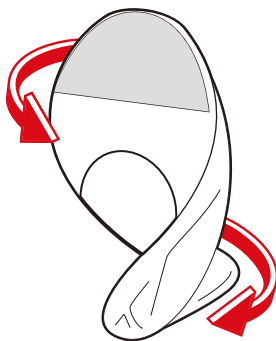
Compress the part B triangle tent from both sides until flat.



STORAGE INSTRUCTIONS

TRIANGLE TENT

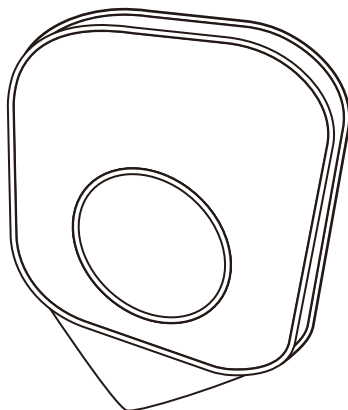
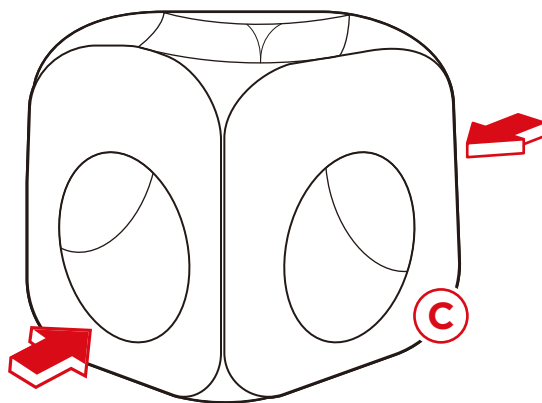
Hold opposite sides of the triangle tent, twist, and bring it into the middle.
Tuck in the excess material.



STORAGE INSTRUCTIONS

SQUARE TENT

Compress the part C square tent from both sides until flat.

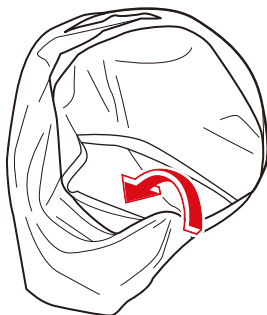
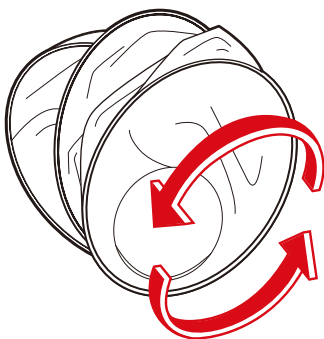


STORAGE INSTRUCTIONS

SQUARE TENT

Hold opposite sides of the square tent, twist, and bring it into the middle.

Tuck in the excess material.





HELP CENTER



Question about your product? We're here to help. Visit us at:

help.bestchoiceproducts.com



Chat Support



Product Inquiry



Orders FAQ



Product Assembly



Returns & Refunds

PRODUCT WARRANTY INFORMATION

All items can be returned for any reason within 60 days of the receipt and will receive a full refund as long as the item is returned in its original product packaging and all accessories from its original shipment are included. All returned items will receive a full refund back to the original payment method. All returned items will not be charged a re-stocking fee.

All returned items require an RA (Return Authorization) number, which can only be provided by a Best Choice Products Customer Service Representative when the return request is submitted. Items received without an RA may not be accepted or may increase your return processing time. Once an item has been received by Best Choice Products, refunds or replacements will be processed within 5 business days.

All returns must be shipped back to the Best Choice Products Return Center at the customer's expense. If the reason for return is a result of an error by Best Choice Products then Best Choice Products will provide a pre-paid shipping label via email. Boxes for return shipping will not be provided by Best Choice Products, and is the customer's responsibility to either use the original shipping boxes or purchase new boxes.

Pictures may be required for some returns to ensure an item is not damaged prior to its return. Items returned are not considered undamaged until they are received by Best Choice Products and verified as such. All damages to items are the customer's responsibility until the item has been received by and acknowledge by Best Choice Products as undamaged.



WARNING

Manufacturer and seller expressly disclaim any and all liability for personal injury, property damage or loss, whether direct, indirect, or incidental, resulting from the incorrect attachment, improper use, inadequate maintenance, or neglect of this product.