




bestchoiceproducts



INSTRUCTION MANUAL

48-Inch Christmas Wreath



Suitable for indoor/outdoor use

! NOTICE

Please retain these instructions for future reference.

- Product is intended for indoor or outdoor use.
- Do not place this item in a wet location.
- This seasonal product is not intended for permanent installation or use.
- Do not use or store this item in the proximity of open flame, flammable/combustible chemicals, or other strong heat sources.
- If any parts are missing, broken, damaged, or worn, stop using this item until repairs are made and/or factory replacement parts are installed.
- Do not use this item in a way inconsistent with the manufacturer's instructions as this could void the product warranty.

TOOLS REQUIRED



SMALL
WRENCH

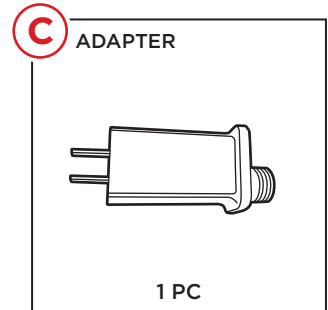
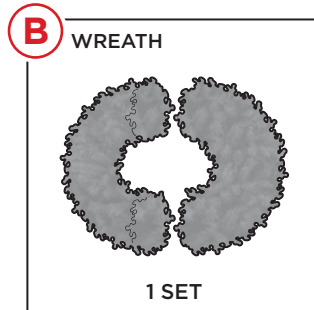
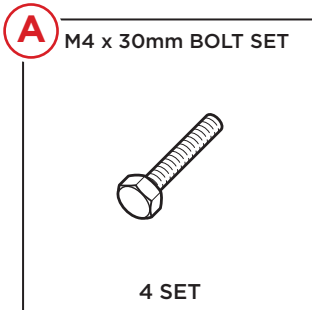


1 PERSON
ASSEMBLY



APPROXIMATELY
15 MIN.
ASSEMBLY

HARDWARE & PARTS



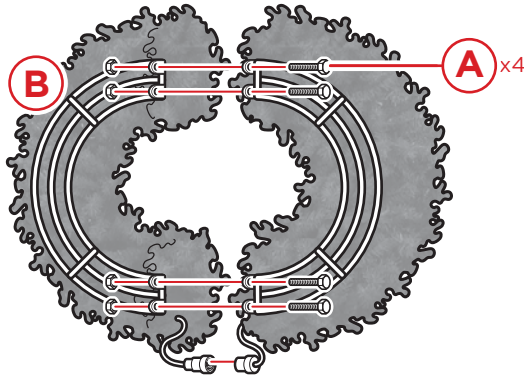
CLEANING & STORAGE

- Store in a cool and dry place away from heat and moisture.
- Before putting in storage, do the following:
 - Completely remove all decorations.
 - Clean with a slightly damp cloth and let it dry naturally.

PRODUCT ASSEMBLY

1

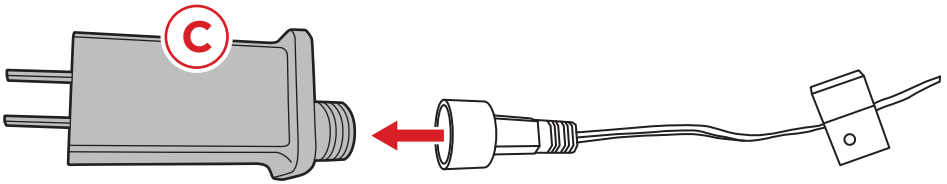
Assemble part B wreath with four part A bolt sets.



2

Connect the part C adapter to the power cord.

Fluff the wreath and arrange tips according to your preference.



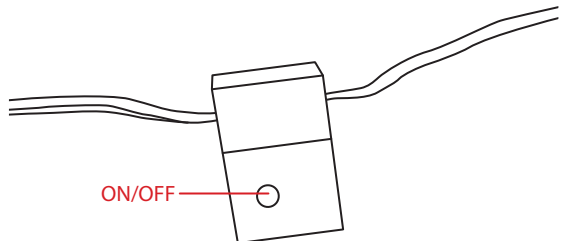
Do not plug this item into an outlet until it is fully assembled and fluffed

CONTROL BOX

- This product comes with a "Timer" function located on the control box on the power cord. The timer allow for 6 active hours and 18 idle hours.

Control Button

1. Press once to turn the lights on
2. Press twice to activate the Timer function.
3. Press three times to turn the lights off.





HELP CENTER



Question about your product? We're here to help. Visit us at:

help.bestchoiceproducts.com



Chat Support



Product Inquiry



Orders FAQ



Product Assembly



Returns & Refunds

PRODUCT WARRANTY INFORMATION

All items can be returned for any reason within 60 days of the receipt and will receive a full refund as long as the item is returned in its original product packaging and all accessories from its original shipment are included. All returned items will receive a full refund back to the original payment method. All returned items will not be charged a re-stocking fee.

All returned items require an RA (Return Authorization) number, which can only be provided by a Best Choice Products Customer Service Representative when the return request is submitted. Items received without an RA may not be accepted or may increase your return processing time. Once an item has been received by Best Choice Products, refunds or replacements will be processed within 5 business days.

All returns must be shipped back to the Best Choice Products Return Center at the customer's expense. If the reason for return is a result of an error by Best Choice Products then Best Choice Products will provide a pre-paid shipping label via email. Boxes for return shipping will not be provided by Best Choice Products, and is the customer's responsibility to either use the original shipping boxes or purchase new boxes.

Pictures may be required for some returns to ensure an item is not damaged prior to its return. Items returned are not considered undamaged until they are received by Best Choice Products and verified as such. All damages to items are the customer's responsibility until the item has been received by and acknowledge by Best Choice Products as undamaged.

WARNING

Manufacturer and seller expressly disclaim any and all liability for personal injury, property damage or loss, whether direct, indirect, or incidental, resulting from the incorrect attachment, improper use, inadequate maintenance, or neglect of this product.