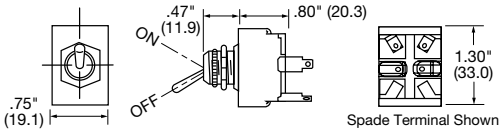
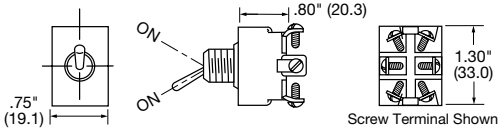
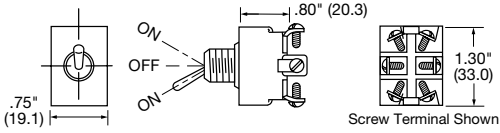
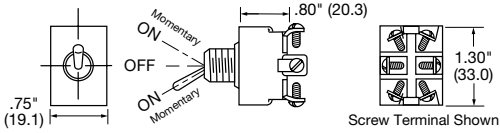


Heavy Duty Panel Mount

10A 250V AC 20A 125V AC Horsepower Rated 1½ HP, 125-250V AC

Description	Terminal	Catalog Number
Double pole/ single throw. 	Screw Spade	HBL21 HBL21SP
Double pole/ single throw. 	Screw Spade	HBL22 HBL22SP
Double pole/ double throw 3-position center OFF. 	Screw Spade	HBL223 HBL223SP
Double pole/ double throw 3-position center OFF momentary. 	Screw Spade	HBL223MM HBL223SPMM
Silicone rubber boot.	Screw Spade	SSB1

Note: All threaded stems 1/32 in.-32 thread.
See AA-35 for additional information on 12V DC tapered handle switches.



HBL21

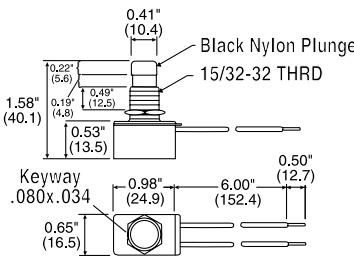


HBL223



SSB1

4A 250V 8A 125V 10A 120V AC 1/3 HP 120V AC

Description	Terminal	Catalog Number
Single pole/ single throw. 	#18 Std. AWG Copper Wire Leads 105° C Black.	HBL11PBWL

Note: 1/32 in.-32 thread, keyway .080 x .035.



HBL11PBWL

Dimensions in Inches (mm)