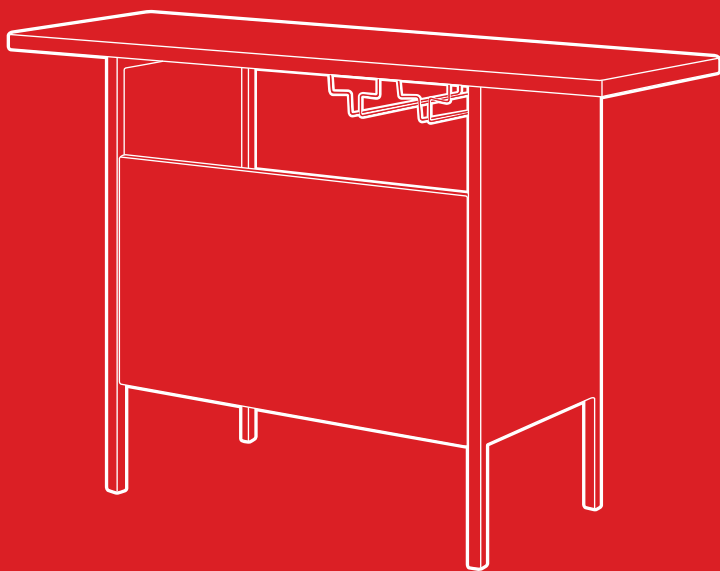




bestchoiceproducts



# INSTRUCTION MANUAL

---

Wicker Counter-Height Bar

## ! NOTICE

Please retain these instructions for future reference.

- Please do not exceed the weight limitations of this item.
- Do not stand on or use any part of this item as a step ladder.
- Firmly secure all bolts, screws and knobs before use.
- Reconfirm that all bolts, screws, and knobs are secure every 90 days.
- Fasten screws loosely during initial assembly. Do not firmly tighten the screws until the item is completely assembled.
- Do not use or store this item in the proximity of open flame or flammable/combustible chemicals.
- Be aware that some parts are heavy and have sharp edges.
- If any parts are missing, broken, damaged, or worn, stop using this product until repairs are made and/or factory replacement parts are installed.
- Do not use this item in a way inconsistent with the manufacturer's instructions as this could void the product warranty.

## TOOLS REQUIRED



ALLEN WRENCH  
(PROVIDED)



TABLE  
110 LBS  
CAPACITY



RACK  
33 LBS  
CAPACITY



1 PERSON  
ASSEMBLY



APPROXIMATELY  
30 MIN.  
ASSEMBLY

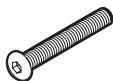
## HARDWARE

### 1 M6 x 15 HEX SCREW



10 PCS

### 2 M6 x 35 HEX SCREW



8 PCS

### 3 M6 WASHER



18 PCS

### 4 M6 x 10 SCREW



4 PCS

## PARTS

### A RIGHT SIDE



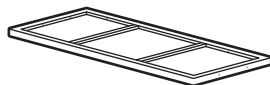
1 PC

### B LEFT SIDE



1 PC

### C BASE

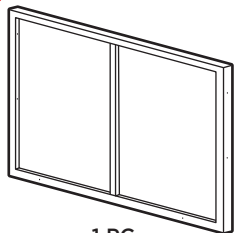


1 PC

## PARTS

**D**

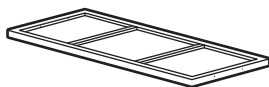
FRONT



1 PC

**E**

SHELF



1 PC

**F**

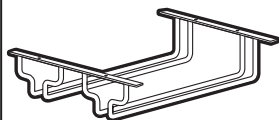
TABLETOP



1 PC

**G**

RACK

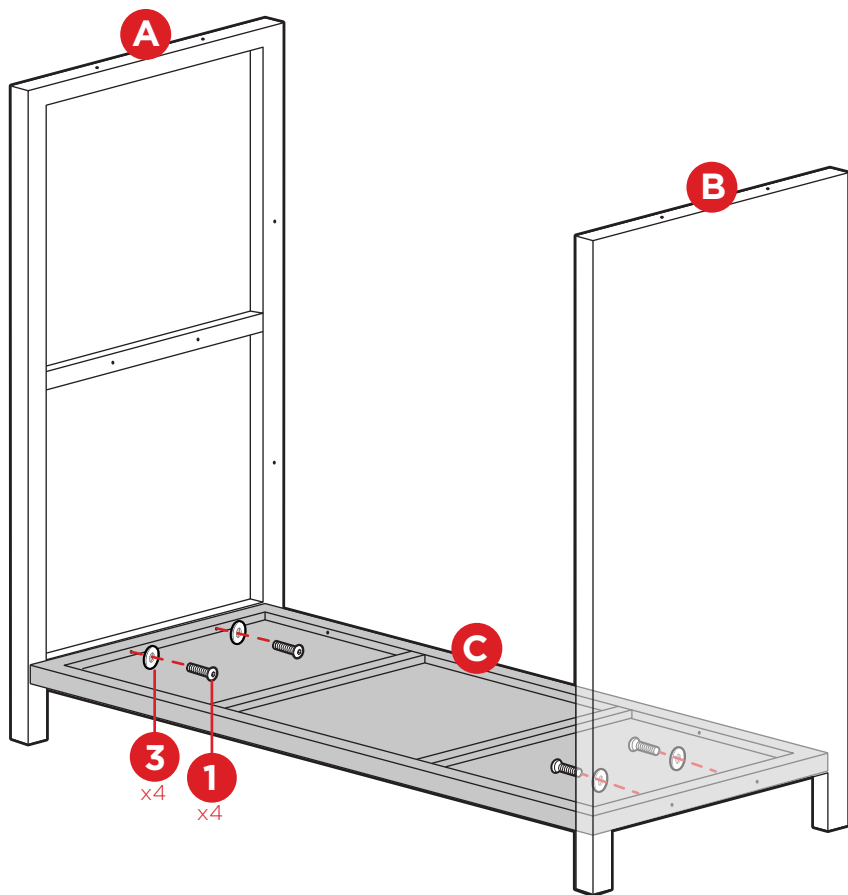


1 PC

## PRODUCT ASSEMBLY

1

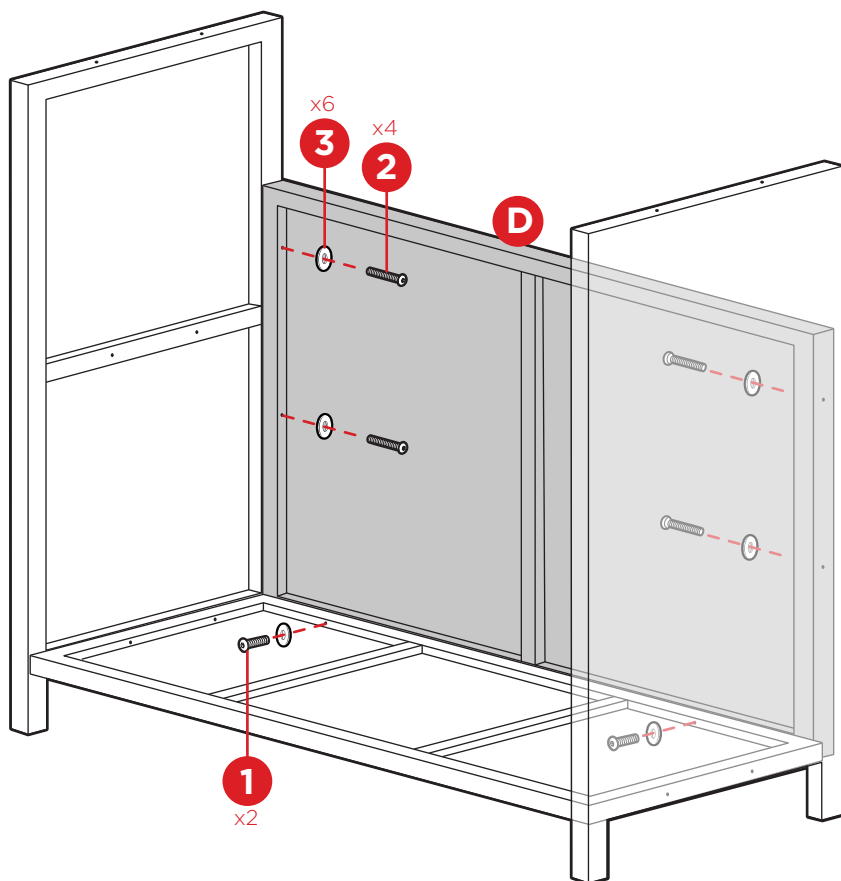
Attach the part A right side and part B left side to the part C base with four part 1 screws and four part 3 washers, two screws/washers per side.



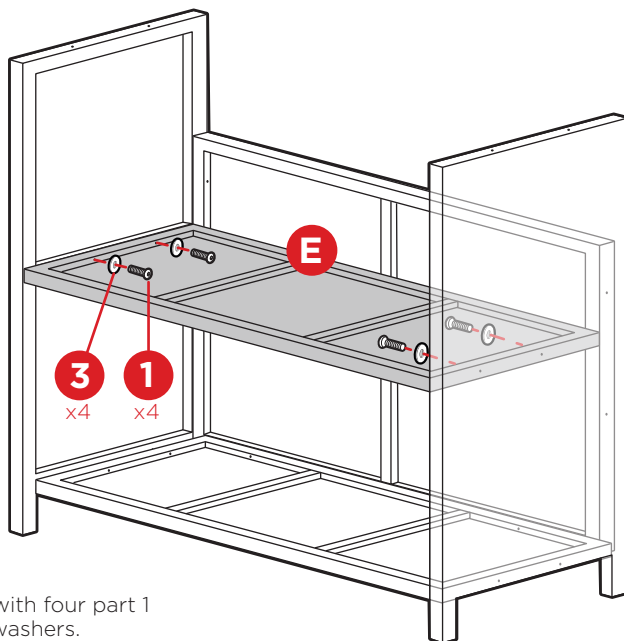
## PRODUCT ASSEMBLY

2

Attach the part D front with four part 2 screws, two part 1 screws, and six part 3 washers.



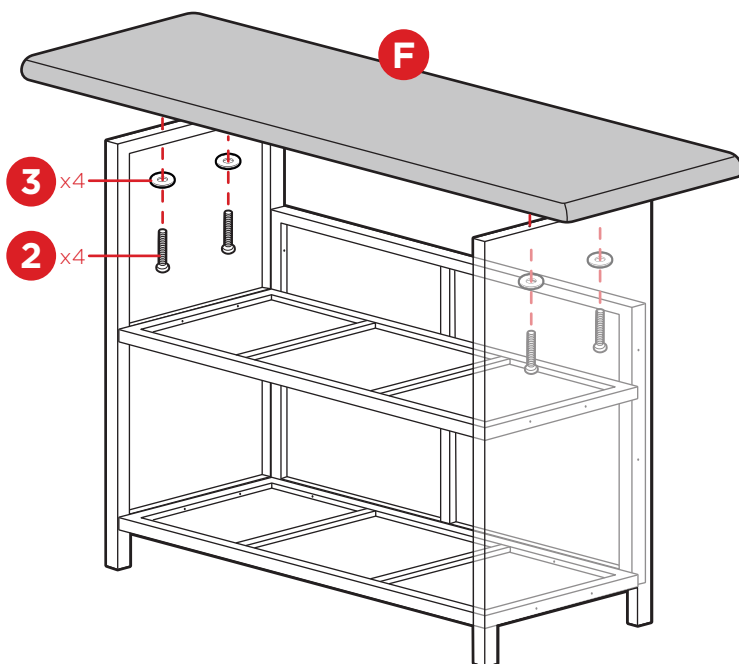
3



Attach the part E shelf with four part 1 screws and four part 3 washers.

4

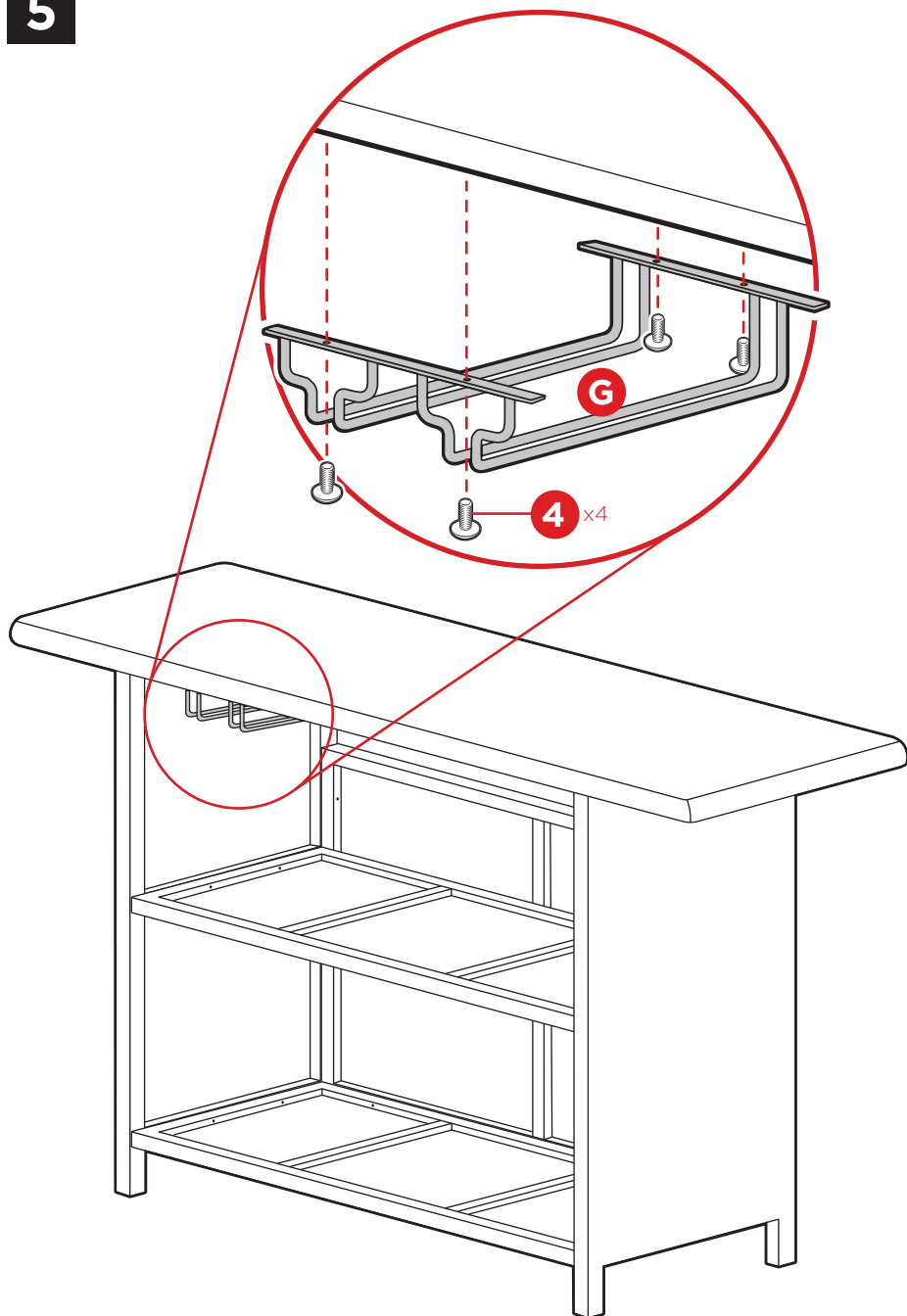
Attach the part F tabletop with four part 2 screws and four part 3 washers.



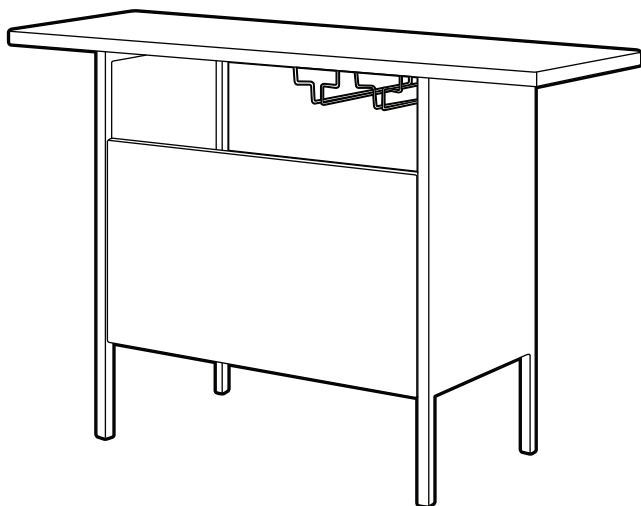
## PRODUCT ASSEMBLY

5

Attach the part G rack to the tabletop with four part 4 screws.



**ENJOY YOUR PRODUCT!**



## PRODUCT WARRANTY INFORMATION

All items can be returned for any reason within 60 days of the receipt and will receive a full refund as long as the item is returned in its original product packaging and all accessories from its original shipment are included. All returned items will receive a full refund back to the original payment method. All returned items will not be charged a re-stocking fee.

All returned items require an RA (Return Authorization) number, which can only be provided by a Best Choice Products Customer Service Representative when the return request is submitted. Items received without an RA may not be accepted or may increase your return processing time. Once an item has been received by Best Choice Products, refunds or replacements will be processed within 5 business days.

All returns must be shipped back to the Best Choice Products Return Center at the customer's expense. If the reason for return is a result of an error by Best Choice Products then Best Choice Products will provide a pre-paid shipping label via email. Boxes for return shipping will not be provided by Best Choice Products, and is the customer's responsibility to either use the original shipping boxes or purchase new boxes.

Pictures may be required for some returns to ensure an item is not damaged prior to its return. Items returned are not considered undamaged until they are received by Best Choice Products and verified as such. All damages to items are the customer's responsibility until the item has been received by and acknowledge by Best Choice Products as undamaged.

## CONTACT US; WE'RE HERE 7 DAYS A WEEK TO HELP YOU!



[bestchoiceproducts.com](https://bestchoiceproducts.com)



[customerservice@bestchoiceproducts.com](mailto:customerservice@bestchoiceproducts.com)



844.948.8400



[LEARN MORE!](#)

## WARNING

Manufacturer and seller expressly disclaim any and all liability for personal injury, property damage or loss, whether direct, indirect, or incidental, resulting from the incorrect attachment, improper use, inadequate maintenance, or neglect of this product.