



Variation not shown: 8" Trim Plate

Optima[®] Sensor Faucet

EBF-650-8-BAT-BDT-CP-0.5GPM-MLM-FCT

Product description

8" Trim Plate, Battery Power Supply, Below Deck
Thermostatic Mixing Valve, Polished Chrome Finish,
0.5 gpm, Multi-Laminar Spray, Infrared Sensor,
Optima[®] Battery or Turbine-Powered Deck-
Mounted Low Integrated Base Body Faucet.

Compliances & Certifications



(ADA Compliant, ASME A112.18.1 Compliant, ASSE 1070, BREEAM Materials Credit, BREEAM Water Credit, CalGreen Compliant, CEC Compliant, EPD, Green Globes Credit, Green Globes Water, HPD, IAPMO, LEED Credit, LEED HPD, NSF-61/CAN-61, NYC604.4, Proposition 65, Satisfies LEED Credits, TAS, UPC Low Lead Certified, WELL Building Standard)

Code 3315184BT

Finish

 Polished Chrome (CP)




Connectivity

 Bluetooth with Sloan Connect App

Downloads

-  [Optima Smart Faucet Below Deck Installation Instructions.pdf](#)
-  [Faucet Spray Heads Maintenance Guide.pdf](#)
-  [ETF-600:EBF-650 Below Deck Repair and Maintenance Guide.pdf](#)
-  [Trim Plate Guide.pdf](#)
-  [Additional Downloads](#)

Videos

-  [Sloan Connect App[®]](#)
-  [PVD Special Finishes](#)
-  [Sloan Optima Below Deck Faucet](#)

Details

- Flow Rate: 0.5 gpm (1.9 Lpm) (0.5GPM)
- Spray Type: Multi-Laminar (MLM)
- Sensor Type: Infrared
- Mounting Type: 4" Centerset
- Mounting Size: 4" Centerset, (3-hole) 1-1/4" to 1-1/2"
- Trim Plate: 8" (203 mmmm) (8)
- Power Supply: Battery (BAT)
- Temperature Mixer: Below Deck Thermostatic Mixing Valve (BDT)
- Finish: Polished Chrome (CP)
- Factory Default Timeout: 30s
- Factory Default GPC: 0.25 gpc

Features

Commercial Grade Faucet

- ADA Compliant
- Cast Brass Spout
- Quick Connect Fittings
- Integrated Water Shut-off
- Wireless Settings Adjustment
- On-demand or Metered activation
- Hygienic Line Flush
- Water Usage and Battery Strength Reporting
- Self-adapting Sensor
- Chrome plated finish

Recommended specifications

Faucet shall include cast brass body, quick-connect fittings, twist-off/shut-off solenoid assembly, removable battery cartridge, flexible power supply and allow adjustment of settings wirelessly via Apple or Android smartphones.

Electrical specifications

- Battery Life: 3 years 8,000 cycles/month
- Optional power harvesting significantly extends service life
- Sensor Range: 4" -5" (102-127 mm)
- Timeout Adjustment Setting: 30 Seconds

Power Supply Options

- 6VDC Plug Adapter (sold separately)/0362006
- 6VDC Ganged Adapter Kit (up to 6 units)(sold separately)/0362035
- 24VAC Box Transformer (up to 3 units)(sold separately)/0345370PK
- Optional Turbine Energy Harvesting

Warranty

[View Warranty Information](#)

Notes

All information contained within this document subject to change without notice.

Looking for other variations of the EBF-650 product? [View the general spec sheet with all options.](#)

[Find a matching soap dispenser](#) for this faucet.

[Find a compatible sink](#) for this faucet

