



bestchoiceproducts



INSTRUCTION MANUAL

Hanging Mirrored Jewelry Armoire



bestchoiceproducts

Thank you for choosing us! Since 2002, Best Choice Products has been bringing customers high-quality products at the absolute lowest price. With everything ranging from instruments and toys to furniture and outdoor, we've got your everyday living essentials covered. We're centered around a customer-first philosophy - with free shipping, exceptional customer service, and a catalog sourced with you in mind.

NOTICE

Please retain these instructions for future reference.

- Firmly secure all bolts, screws and knobs before use.
- Reconfirm that all bolts, screws, and knobs are secure every 90 days.
- Do not use or store this item in the proximity of open flame or flammable/combustible chemicals.
- If any parts are missing, broken, damaged, or worn, stop using this product until repairs are made and/or factory replacement parts are installed.
- Do not use this item in a way inconsistent with the manufacturer's instructions as this could void the product warranty.
- Do not exceed 45 pounds in overall weight when using this jewelry armoire. This armoire weighs approximately 21 pounds.
- This product contains small parts for mounting. Keep pets and children away when mounting or hanging.

REQUIRED



PHILLIPS
SCREWDRIVER



DRILL BIT
WITH DRILL



PENCIL
& RULER



LEVELER
(OPTIONAL)



45 LBS
CAPACITY








1 PERSON
ASSEMBLY

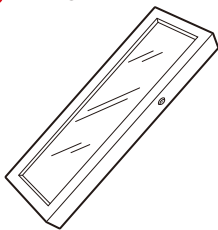
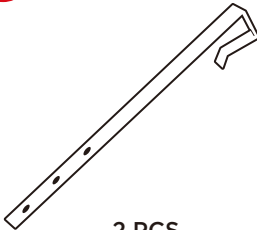
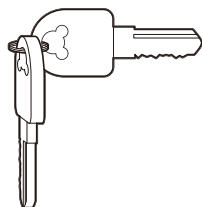


APPROXIMATELY
15 MIN.
ASSEMBLY

HARDWARE

| | | | | |
|--|--|--|---|--|
| 1 M6 x 12mm SCREW  4 PCS | 2 M4 x 45mm SCREW  2 PCS | 3 M7 x 33mm WALL ANCHOR  2 PCS | 4 SCREW COVER  4 PCS | 5 ADHESIVE STRIP  1 PC |
|--|--|--|---|--|

PARTS

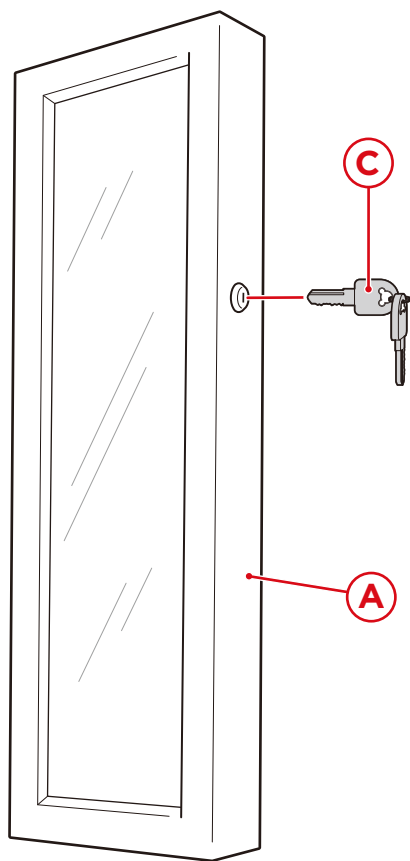
| | | |
|--|---|---|
| A ARMOIRE  1 PC | B WALL HOOK  2 PCS | C KEY  1 PC |
|--|---|---|

SPECIFICATIONS


| | |
|----------------------|-----------------|
| Weight | 20.8 lbs. |
| Weight Capacity | 45 lbs. overall |
| Max Jewelry Capacity | 24-25 lbs. |

PRODUCT FEATURES

- This product can be mounted to a wall OR hung over a door.
- The part C key is used to lock and unlock the cabinet door.



LOCKED

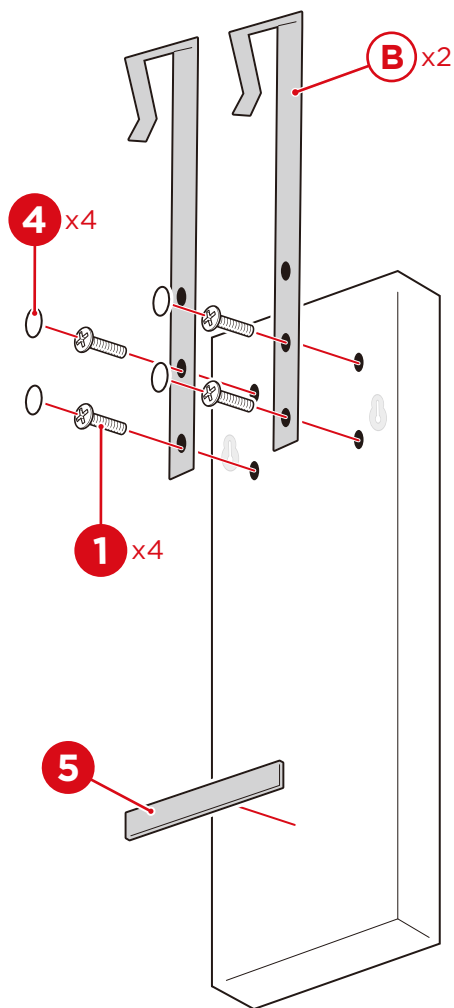


UNLOCKED

HANGING INSTRUCTIONS

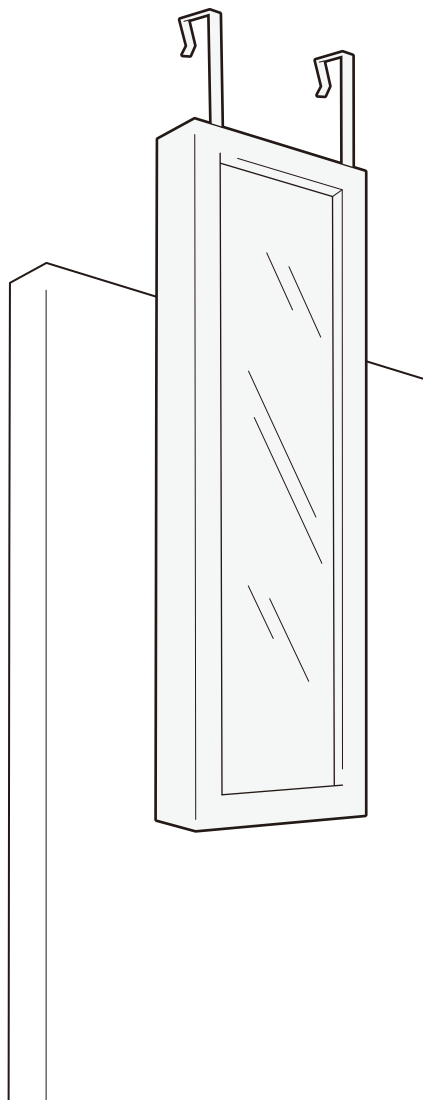
1

Align holes on back of armoire with holes on part B hooks. You may choose which holes on hooks to use.



Attach the hooks to the armoire with four part 1 screws.
Place a part 5 Velcro® strip on the back of the armoire.

2

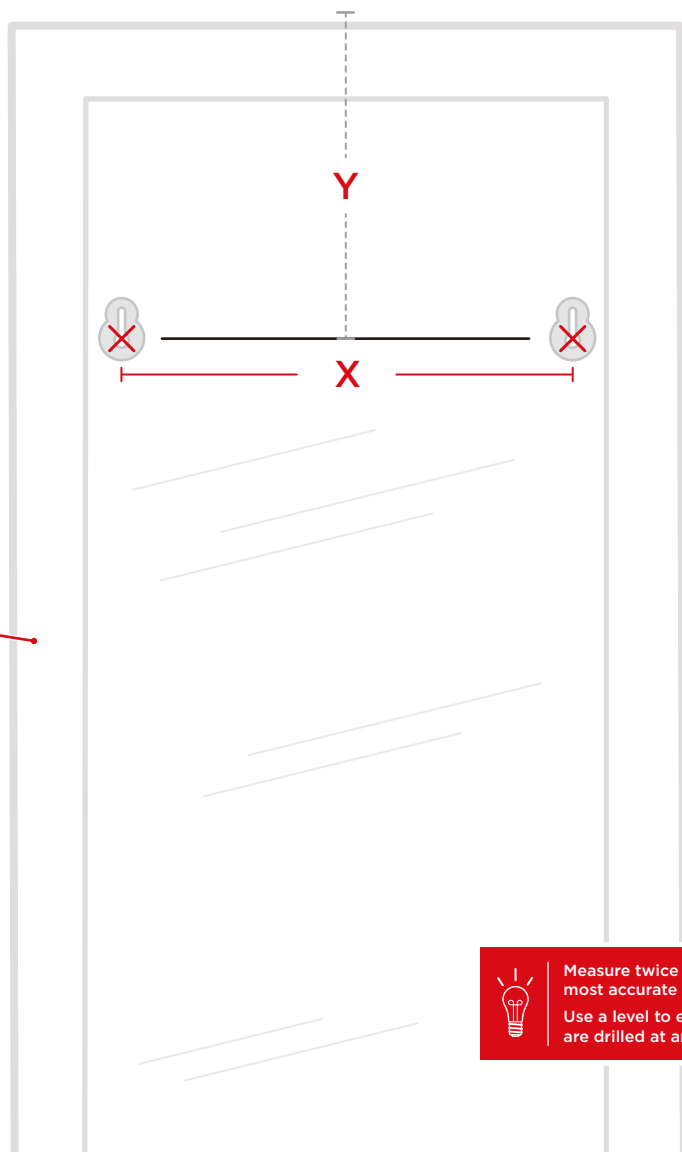


Hang the armoire over a door.

WALL MOUNTING INSTRUCTIONS

1

A

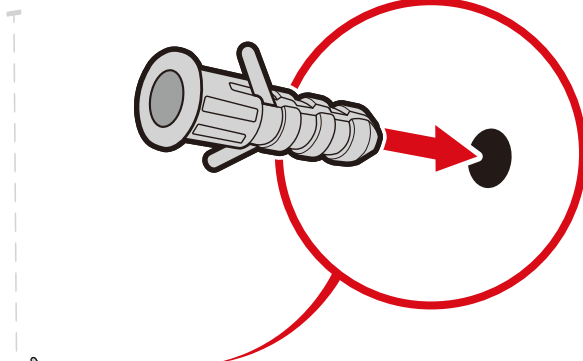


Measure twice to produce the most accurate measurement.
Use a level to ensure that holes are drilled at an even height.

Measure the distance between the hang holes located on the back of the armoires for the **X** measurement. Halfway between the hang holes, measure to the top of the frame for the **Y** measurement. Use a pencil and ruler to replicate your measurements on a wall for the placement of the armoires.

WALL MOUNTING INSTRUCTIONS

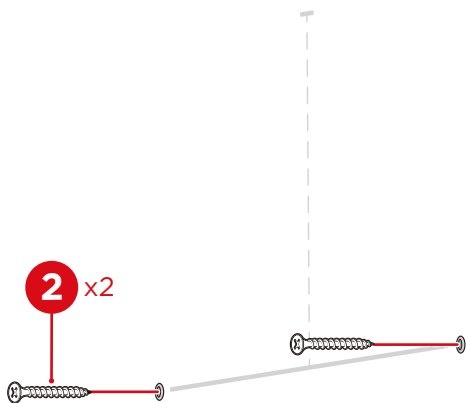
2



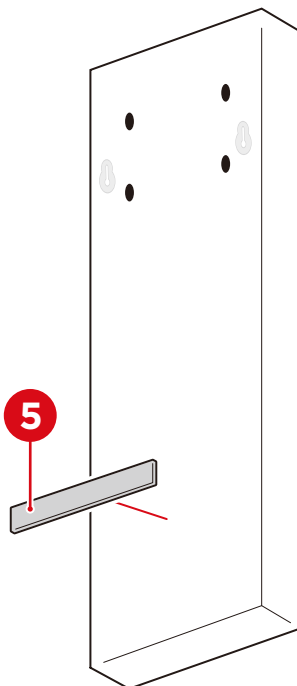
Use an electric drill and drill bit to drill two screw holes.
Screw two part 3 wall anchors into the holes.

3

Screw two part 2 screws into the wall anchors.
Do not insert the screws completely into
the wall; leave some of the screw exposed
to hang the armoire.



4

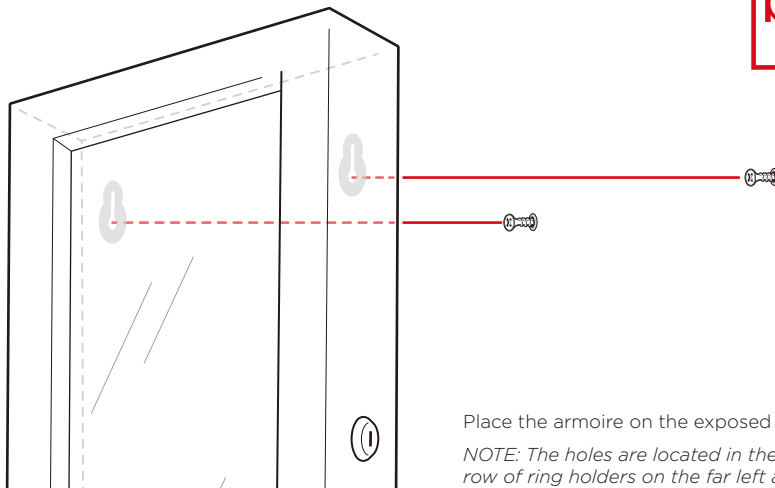


Place a part 5 adhesive strip on the back
of the armoire.

WALL MOUNTING INSTRUCTIONS

bcp

5



Place the armoire on the exposed screws.

NOTE: The holes are located in the second row of ring holders on the far left and right.

PRODUCT WARRANTY INFORMATION

All items can be returned for any reason within 60 days of the receipt and will receive a full refund as long as the item is returned in its original product packaging and all accessories from its original shipment are included. All returned items will receive a full refund back to the original payment method. All returned items will not be charged a re-stocking fee.

All returned items require an RA (Return Authorization) number, which can only be provided by a Best Choice Products Customer Service Representative when the return request is submitted. Items received without an RA may not be accepted or may increase your return processing time. Once an item has been received by Best Choice Products, refunds or replacements will be processed within 5 business days.

All returns must be shipped back to the Best Choice Products Return Center at the customer's expense. If the reason for return is a result of an error by Best Choice Products then Best Choice Products will provide a pre-paid shipping label via email. Boxes for return shipping will not be provided by Best Choice Products, and is the customer's responsibility to either use the original shipping boxes or purchase new boxes.

Pictures may be required for some returns to ensure an item is not damaged prior to its return. Items returned are not considered undamaged until they are received by Best Choice Products and verified as such. All damages to items are the customer's responsibility until the item has been received by and acknowledged by Best Choice Products as undamaged.

CONTACT US; WE'RE HERE 7 DAYS A WEEK TO HELP YOU!



bestchoiceproducts.com



customerservice@bestchoiceproducts.com



844.948.8400



LEARN MORE!

WARNING

Manufacturer and seller expressly disclaim any and all liability for personal injury, property damage or loss, whether direct, indirect, or incidental, resulting from the incorrect attachment, improper use, inadequate maintenance, or neglect of this product.