M-13585 | 1

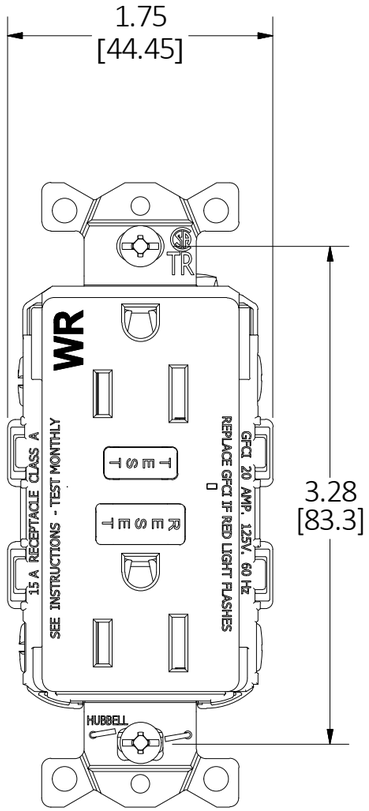

TYPICAL 15A DEVICE

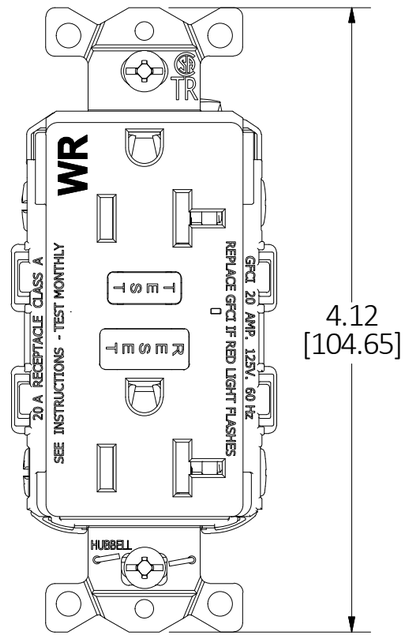

TYPICAL 20A DEVICE

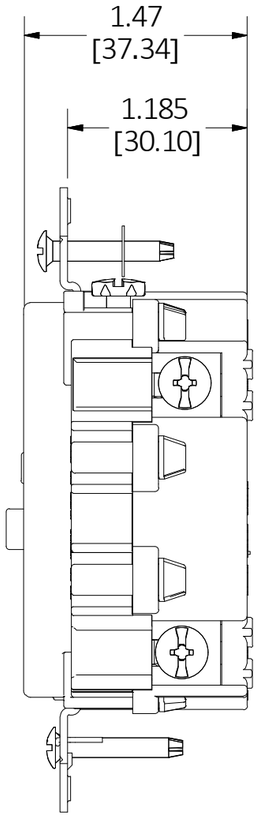

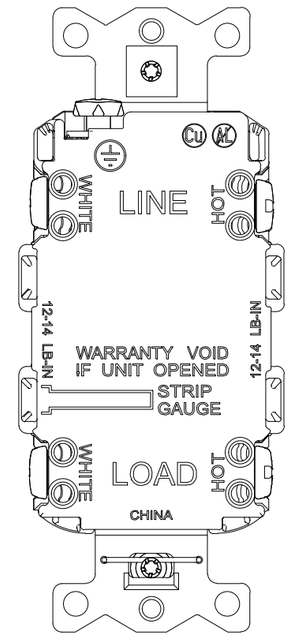

BACK MARKINGS
TYPICAL

HUBBELL PRO GFCI: 15A TRWR & 20A TRWR & TRWR MID SIZE WALL PLATE							
BROWN	IVORY	WHITE	GRAY	BLACK	RED	LT ALMOND	RATINGS
GFTW15	GFTW15I	GFTW15W	GFTW15GY	GFTW15BK	GFTW15R	GFTW15LA	15A, 125V
GFTW20	GFTW20I	GFTW20W	GFTW20GY	GFTW20BK	GFTW20R	GFTW20LA	20A, 125V
GFTW153	GFTW15I3	GFTW15W3	GFTW15GY3	GFTW15BK3	GFTW15R3	GFTW15LA3	15A, 125V
GFTW203	GFTW20I3	GFTW20W3	GFTW20GY3	GFTW20BK3	GFTW20R3	GFTW20LA3	20A, 125V
	GFTW15IMP	GFTW15WMP				GFTW15LAMP	15A, 125V
	GFTW20IMP	GFTW20WMP				GFTW20LAMP	20A, 125V

CAGE CODE 74545

LIST OF PARTS		
DESCRIPTION	MATERIAL	FINISH
FACE	ZYTEL 101F	
BRIDGE	STEEL	GALVANIZED
CONTACTS	BRASS	
FACE CONTACTS	BRASS	
CLAMP PLATES	STEEL	NICKEL PLATED
BASE	ZYTEL 101F	
MOUNTING SCREWS	STAINLESS STEEL	
HOT BINDING SCREWS	STAINLESS STEEL	
NEUTRAL BINDING SCREWS	STAINLESS STEEL	

DIMENSION SHEET FOR CAT. NO.

REV	DESCRIPTION	APP	DATE
1	INITIAL RELEASE PER DCN22636	Kp	10/3/2016

THE DESIGN AND DIMENSIONS OF THE PRODUCT SHOWN ON THIS DRAWING ARE SUBJECT TO CHANGE WITHOUT NOTICE. DIMENSIONS ARE IN INCHES [mm].

TITLE

HUBBELL PRO SELF TEST TRWR GFCI

WIRING DEVICE-KELLEMS
HUBBELL INCORPORATED
SHELTON, CT

TOLERANCES UNLESS OTHERWISE SPECIFIED
.XX = ± .01
.XXX= ± .005
ANGLE TOL. ±2˚

DR. BY	Kpadro	SCALE	1 : 1
CHK. BY	Kp	DATE	10/03/2016

B

M-13585

1