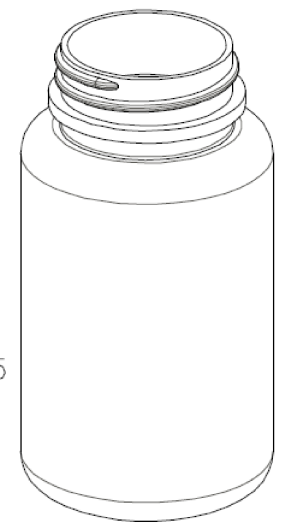
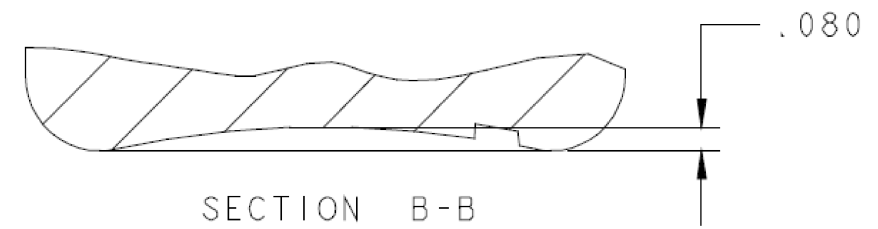
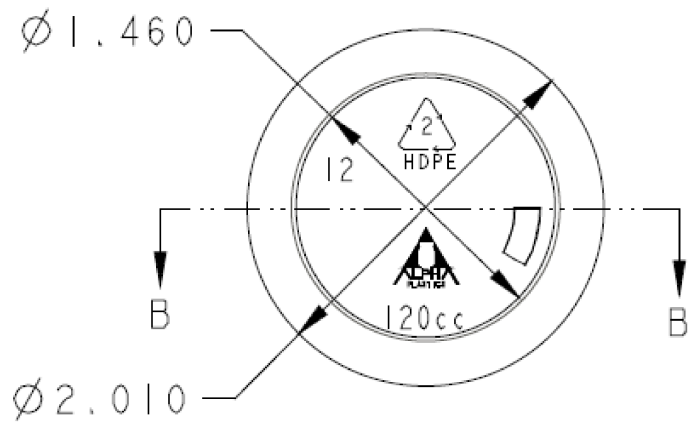


DETAIL A  
SCALE 2/1



Neck Dimensions:

T	=	$1.464 \pm .012$
E	=	$1.370 \pm .012$
H	=	$.403 \pm .015$
I	=	.987 MIN
S	=	$.046 \pm .015$



SECTION B-B  
SCALE 2/1

Overflow Capacity: 158 mL ± 5  
Weight: 17 Grams ± 1

**DISCLAIMER**

THIS INFORMATION IS PROVIDED AS A GENERAL GUIDE, INCLUDING DIMENSIONS. IT IS THE CUSTOMER'S RESPONSIBILITIES TO SELECT THE PROPER CONTAINER FOR PRODUCT AND APPLICATION COMPATIBILITY.

DISTRIBUTED BY: Pipeline Packaging

REF NO.:  
DWG10071

DESCRIPTION:  
120 cc HDPE Packer, 38-400